




PRICE LIST 2018







ELECTROMAGNETS	1
ELECTRIC STRIKES	10
EXIT DEVICES	16
MISC. ACCESS CONTROL	20
BLUETOOTH	22
TERMS & CONDITIONS	23

ELECTROMAGNETS

8000 SERIES

SHEAR LOCKS

ROFU's Shear Lock range includes **8031-002 Monitored Shear Lock** and **8035 & 8035-002 Mini Shear Lock**. All of which are fail safe and 12/24 VDC selectable, designed for dual swinging interior doors and can be installed in horizontal or vertical position. Both 8031-002 and 8035-002 feature monitoring and bond sensor functions.

MODEL	DESCRIPTION	HOLDING FORCE	UL	MOUNTING	PRICE
8031-002	Shear Lock, Monitored	2200LB		Mortise	800
8035	Mini Shear Lock	1200LB		Mortise/Surface	550
8035-002	Mini Shear Lock, Monitored	1200LB		Mortise/Surface	650



8031-002



8035

OPTIONAL BRACKETS

MODEL	DESCRIPTION	FOR MODEL	PRICE
21036	Surface Mount Housings (Pair)	8035/-002	150
21037	U-Brackets (pair) for use with 21036	8035/-002	120
21054	Tamperproof Housings (Pair)	8035/-002	150
21059	Surface Mount Housings (Each)	8031-002	150



21036



21054



21037



21059

HANDLE & FULL LENGTH LOCKS

8106HD Models feature a new design which encloses armature plate in a door handle. The series offers single and double magnet options, both with a holding force of 600LB per single magnet.

8122FF Full Length Electromagnets are equipped with a base board and a security cover. Single magnet **8122FF-BD-RD** is 45" in length for horizontal configuration with handings that can easily be reversed. Double magnet **8122FF-2-BD-RD** is 96" in length and is for vertical configuration. Both magnets have a holding force of 1200LB per single magnet.

MODEL	DESCRIPTION	HOLDING FORCE	PRICE
8106HD-B	Single Magnet with Handle	600LB	480
8106HD-2-B	Double Magnet with Handle	2X600LB	1600
8112FF-BD-RD	Full Length Single Magnet	1200LB	690
8112FF-2-BD-RD	Full Length Double Magnet	2X1200LB	1400



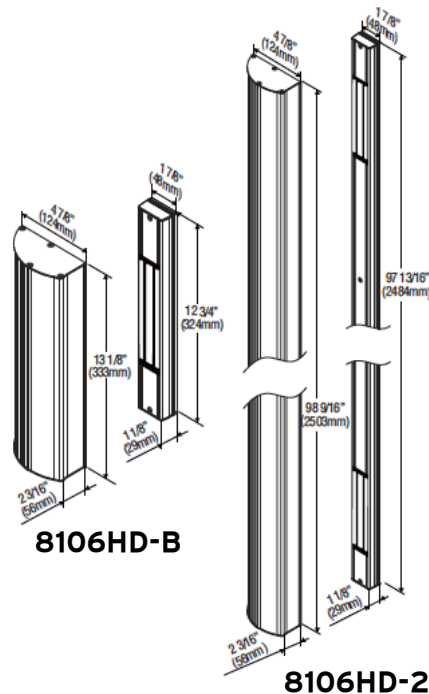
Horizontal Configuration
(8112FF-BD-RD)



Vertical Configuration
(8112FF-2-BD-RD)



8106HD-B



8106HD-B

8106HD-2-B

ELECTROMAGNETS

8400 SERIES

MICRO & MINI ELECTROMAGNETS

8406M Mini Sliding Door Magnets (formerly known as 8000) is fail safe and 12/24VDC selectable. It is designed for indoor use and for mortise installation into the jamb.

8403 Micromagnets (formerly known as 8003) is fail safe, designed for indoor use and available in 3 different mounting versions. Housing of the magnet is made of nickel plated steel to withstand heavy duty use.

MODEL	DESCRIPTION	HOLDING FORCE	MOUNTING	PRICE
8406M	Sliding Door Magnet	600LB	Mortise	300
8403S-12	Micro Magnet	300LB	Standard	240
8403M-12	Micro Magnet	300LB	Mortise	240
8403F-12	Micro Magnet	300LB	Front	240



8406M



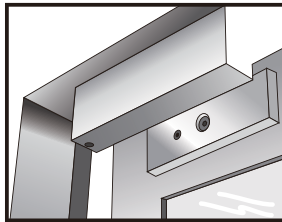
8403S-12




8403M-12



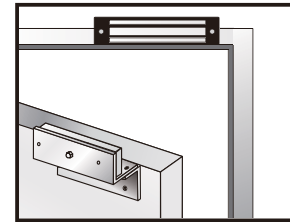
8403F-12



8403S-12



8403M-12



8403F-12

OPTIONAL BRACKETS

MODEL	DESCRIPTION	FOR MODEL	PRICE
20918	Mounting Plate for 8403S-12	8403S-12	30
20925	Armature Mounting Bracket for Wood Jamb	8406M	40
21100	Magnet Mounting Housing	8406M	160
21110	Armature Plate Mounting Housing	8406M	200



20918



20925

KEYHOLE MOUNTING

The **8500 Series Electromagnets** replace 8011 Series while offering the same functionality.

All of the magnets in the range are 12/24VDC selectable, fail safe, suitable for indoor use, featuring anti-residual magnetism design and keyhole mounting for ease of installation.

MODEL	DESCRIPTION	HOLDING FORCE	PRICE
8512-LC	Standard Single Magnet	1200LB	330
8512-LC US40	Standard Single Magnet (US40)	1200LB	370
8512-20993	Oklahoma Special w/ Specifically Designed PC Board	1200LB	350
8512-B	Standard Single Magnet, Bond Sensor	1200LB	380
8512-2-B	Standard Double Magnet, Bond Sensor	2X1200LB	720
8512-2-B US40	Standard Double Magnet, Bond Sensor (US40)	2X1200LB	760
8512-DE	Standard Single Door, Delayed Egress	1200LB	700



8512-LC



8512-LC US40



OPTIONAL BRACKETS

MODEL	DESCRIPTION	FOR MODEL	PRICE
20915	Split Armature Plate (Pair)	8512-LC	95
20930	1/4" Spacer / Replacement Mounting plate	8512 Models	44
20931	1/4" Spacer / Replacement Mounting plate (US40)	8512 Models	44
20932	1/4" Spacer / Replacement Mounting plate	8512-2-B	88
20933	1/4" Spacer / Replacement Mounting plate (US40)	8512-2-B	88
20936	Stainless Steel Mounting Plate	8512 Models	62
20934	1/2" Spacer	8512 Models	50
21031	Z-Brackets for 8512 Models	8512 Models	150
21031 US40	Z-Brackets for 8512 Models (US40)	8512 Models	150
21033	Z-Brackets for 8512-2-B	8512-2-B	300
21033 US40	Z-Brackets for 8512-2-B (US40)	8512-2-B	300














ELECTROMAGNETS

8600 SERIES

SLIDE MOUNT ELECTROMAGNETS

The **8600 Series Electromagnets** feature a patented design for safer installation and are UL listed for use with a fire rating of 3/4 hours on swinging type fire doors.

All in the range are 12/24VDC selectable, fail safe, suitable for indoor use with anti-residual magnetism design. The range also offers optional bond sensor and door status features.

MODEL	DESCRIPTION	HOLDING FORCE	UL	PRICE
8606-BD	Mini Single Magnet, Bond Sensor & Door Status	600LB		370
8606-BD US40	Mini Single Magnet, Bond Sensor & Door Status (US40)	600LB		410
8608-BD	Midi Single Magnet, Bond Sensor & Door Status	800LB		400
8612-LC	Standard Single Magnet	1200LB		360
8612-LC US40	Standard Single Magnet (US40)	1200LB		400
8612-BD	Standard Single Magnet, Bond Sensor & Door Status	1200LB		450
8612-BD US40	Standard Single, Bond Sensor & Door Status (US40)	1200LB		490
8606-2-BD	Mini Double Magnet, Bond Sensor & Door Status	2X600LB		740
8606-2-BD US40	Mini Double, Bond Sensor & Door Status (US40)	2X600LB		780
8608-2-B	Midi Double Magnet, Bond Sensor	2X800LB		710
8608-2-BD	Midi Double Magnet, Bond Sensor & Door Status	2X800LB		800
8612-2-BD	Standard Double Magnet, Bond Sensor & Door Status	2X1200LB		900
8612-2-BD US40	Standard Double, Bond Sensor & Door Status (US40)	2X1200LB		980



OPTIONAL BRACKETS

Optional brackets & accessories compatible with **8600 Series Electromagnets**.

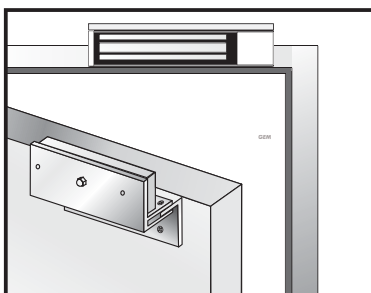
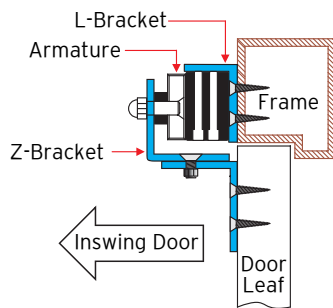
MODEL	DESCRIPTION	FOR MODEL	PRICE
20915	Split Armature Plate (Pair)	8612-LC	95
20921	1/2" Spacer	8606-BD	50
20934	1/2" Spacer	8612 Models	50
21030N	Z-Brackets for 8606-BD	8606-BD	120
21031N	Z-Brackets for 8612 Models	8612 Models	150
21031N US40	Z-Brackets for 8612 Models (US40)	8612 Models	180
21032N	Z-Brackets for 8606-2-BD	8606-2-BD	250
21033N	Z-Brackets for 8612-2-BD	8612-2-BD	300
21033N US40	Z-Brackets for 8612-2-BD US40	8612-2-BD US40	320
21038N	Z-Brackets for 8608-B/BD	8608-B/BD	120



1/2" Spacer (**20921 & 20934**)



Split Armature Plate, **20915**
(Includes Hardware Pack)



Installation of Z-Brackets
(21030N, 21031N & 21038N)






Z-Bracket Sets (**21030N, 21031N & 21038N**)

ELECTROMAGNETS

8700 SERIES
8900 SERIES

ELECTROMAGNETIC GATE LOCKS

8700 Series Gate Lock with Conduit Fitting (formerly known as 8040 Models) are fail safe, dual voltage (12/24VDC) with optional monitoring functions (8706FT-B and 8712FT-B). The gate locks are suitable for indoor and outdoor use. Optional brackets are available for both **8706FT** and **8712FT** Models.

MODEL	DESCRIPTION	HOLDING FORCE	UL	PRICE
8706FT-B	Gate Magnetic Lock (Monitored, 12/24VDC)	600LB		370
8712FT	Gate Magnetic Lock (12/24VDC)	1200LB		400
8712FT-B	Gate Magnetic Lock (Monitored, 12/24VDC)	1200LB		420
21034F	L-Brackets (Pair) for Slide Gate Installation for 8706 Models			120
21034S	L-Bracket for Face Mount Installation for 8706 Models			60
21035FS	L-Brackets (Pair) for 8712 Models			140



8706FT-B









8712FT / 8712FT-B



21034 & 21035

MAGNETIC DOOR HOLDERS

8900 Series Magnetic Door Holders come in 3 configurations and are voltage specific (12 or 24 VAC/VDC).

MODEL	DESCRIPTION	HOLDING FORCE	UL	PRICE
8900-12	12V - Flush Mount	80LB		130
8900-24	24V - Flush Mount	80LB		130
8910-12	12V - Wall Mount	80LB		190
8910-24	24V - Wall Mount	80LB		190
8920-12	12V - Floor Mount	80LB		240
8920-24	24V - Floor Mount	80LB		240
8999	Spacer Kit			40
20916	Replacement Armature Plate & Swivel			40



8900



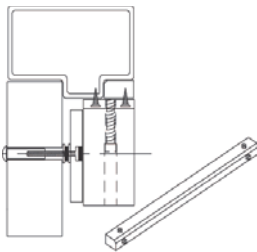
8910



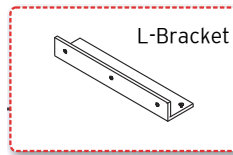
8920

FILLER PLATES

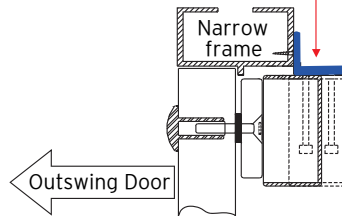
MODEL	DESCRIPTION	FINISH	FOR MODEL	PRICE
21000	1/2" x 3/4" (order a pair for double)	US40	8512/8612 Models	35
21001	1/2" x 3/4" (order a pair for double)		8512/8612 Models	35
21004	5/8" x 3/4" (order a pair for double)	US40	8512/8612 Models	35
21005	5/8" x 3/4" (order a pair for double)		8512/8612 Models	35



Filler Plate
(21000 - 21005)



Angle Bracket
(21020&21021)

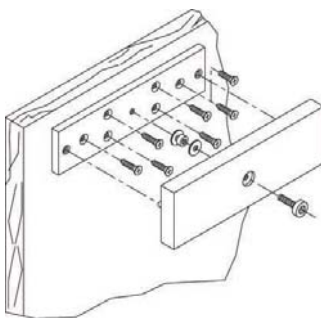


ANGLE BRACKETS

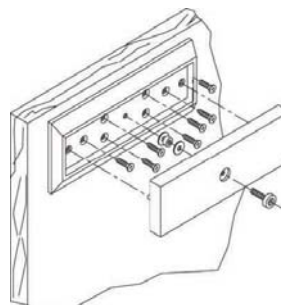
MODEL	DESCRIPTION	FINISH	FOR MODEL	PRICE
21020	1" x 1 1/2" x 5'16" (order a pair for double)	US40	8512/8612 Models	60
21021	1" x 1 1/2" x 5'16" (order a pair for double)		8512/8612 Models	60

ARMATURE PLATES & HOUSINGS

MODEL	DESCRIPTION	FINISH	FOR MODEL	PRICE
20915	Split Armature Plate Kit (Pair)		8512/8612 (LC only)	95
21050	Armature Mounting Bracket		8512/8612 Models	40
21070	Armature Housing		8606-BD	100
21071	Armature Housing	US40	8606-BD	100
21080	Armature Housing		8512/8612 (LC Only)	100
21081	Armature Housing	US40	8512/8612 (LC Only)	100



Armature Mounting Bracket **(21050)**



Armature Housing **(21070&21080)**

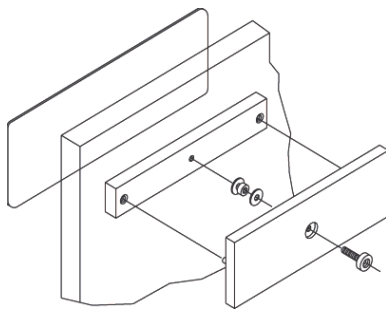


ELECTROMAGNETS

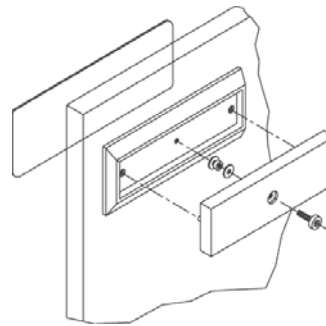
ACCESSORIES

GLASS DOOR INSTALLATIONS

MODEL	DESCRIPTION	FINISH	FOR MODEL	PRICE
21055	Armature Mounting Bracket		8606/8512/8612	50
21056	Armature Mounting Bracket	US40	8606/8512/8612	70
21047	Armature Housing for Glass Door		8606-BD	100
21048	Armature Housing for Glass Door	US40	8606-BD	100
21057	Armature Housing for Glass Door		8512/8612 Models	125
21058	Armature Housing for Glass Door	US40	8512/8612 Models	140
21076	U-Bracket for Armature Plate over Glass Door		8606-BD	80
21077	U-Bracket for Armature Plate over Glass Door		8512/8612 Models	80
21095N-In	2-U-Bracket&Z-Bracket for Full Glass Door		8606-BD	350
21095N-Out	2-U-Bracket&L-Bracket for Full Glass Door		8606-BD	200
21990	Glue Kit for Glass Door Installation			200



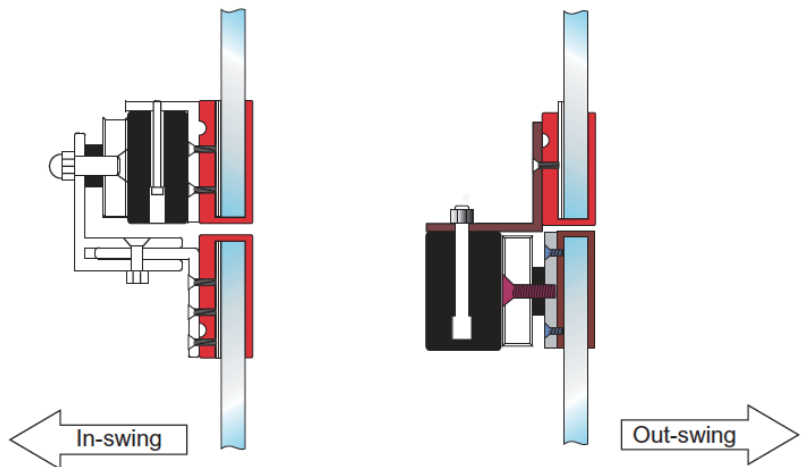
Armature Mounting Bracket for Glass Doors
(21055&21056)



Armature Mounting Housing for Glass Doors
(21047, 21048, 21057&21058)



U-Bracket for Installation of Armature Plate Over Glass Door
(21076N & 21077)



Bracket Kit for Mounting Mini Magnetic Lock on Full Glass Door and Frame.
(21095N-In & 21095N-Out)

1500 STRIKES

1500 Series Strikes are standard duty, fail secure electric strikes, ideal for cylindrical locksets for commercial and residential use, new and retrofit installation.

Please Specify Voltage and Finish (e.g. 1501-08 US4)

MODEL	DESCRIPTION	FINISH	DOOR TYPE	PRICE
1501	1 1/4" x 5 7/8", Offset Opening	US26D or US4	Wood	130
1505	1 1/4" x 5 7/8", Offset Opening	US28 or US4	Wood	130
1506	1 1/8" x 2 3/4", Center Opening	US32D	Metal/Alum.	110
1506 KIT	1 1/8" x 2 3/4", Center Opening	US28/US32D	Metal/Alum.	120
1507	1 1/8" x 2 3/4", Center Opening	US28 or US4	Metal/Alum.	110
1508	1 1/8" x 5 7/8", Center Opening	US28	Metal/Wood/Alum.	120
1509	1 7/16" x 7 15/16", Center Opening	US28	Metal/Wood/Alum.	120
1512	Side Mount	Gray	Metal/Wood/Alum.	120
1512F	Front Mount	Gray	Metal/Wood/Alum.	120



Solenoid mounts to faceplate from front with separate spacers
(1501 US4 & US26D)



Solenoid mounts to faceplate from side with integrated spacers
(1505 US4 & US28)

1508 (Left)
1509 (Middle)
1512 (Right)



(1507 US4 & US28)



1506KIT
(Includes both faceplates)

1506
(No cut)

(Low cut)

1500 SOLENOIDS ONLY

Replacement Solenoids

MODEL	DESCRIPTION	PRICE
1500-01	8-16VAC / 3-6VDC, Intermittent Duty, Solenoid Only	100
1500-05	12VAC / VDC, Solenoid Only	100
1500-08	24VAC / VDC, Solenoid Only	100

Solenoids rated for continuous duty for VDC and intermittent duty (not exceeding 10 seconds) for VAC
All Prices in U.S. Dollars

ELECTRIC STRIKES

1400 SERIES

1400 STANDARD DUTY STRIKES

1400 Series Standard Duty Electric Strikes are fail secure and for use with mortise and cylindrical locksets, for commercial and residential, new and retrofit uses.

Please Specify Voltage and Finish (e.g. 1401-05 US26)

MODEL	DESCRIPTION	FINISH	DOOR TYPE	PRICE
1401	1 1/4" x 5 7/8"	US26D or US4	Wood	140
1402	1 1/4" x 4 7/8"	US28, US4 or US10B	Metal/Wood/Alum.	140
1403	1 1/4" x 6 7/8"	US28 or US10B	Metal/Alum.	140
1404	1 7/16" x 7 15/16"	US28, US4 or US10B	Metal/Wood/Alum.	140



**1401/3401/1701
(US4 & US26D)**



**1402/3402/1702
(US4, US10B & US26D)**



**1403/3403/1703
(US10B & US26D)**



**1404/3404/1704
(US4, US10B & US26D)**



1430/3430LH & RH



1440/3440LH & RH

Solenoids rated for continuous duty for VDC and intermittent duty (not exceeding 10 seconds) for VAC

All Prices in U.S. Dollars

1400 HIGH SECURITY STRIKES

1400 Series High Security Electric Strikes are fail secure and for use with mortise locksets, for commercial and residential, new and retrofit uses.

Please Specify Handing, Voltage and Finish (e.g. 1430-05/LUS32, or 1470-01B/LUS10)

MODEL	DESCRIPTION	FINISH	DOOR TYPE	PRICE
1430 LH/RH	1 1/4" x 4 7/8", Handed	US32D, US4 or US10B	Metal/Alum.	380
1440 LH/RH	1 1/4" x 4 7/8", Handed	US32D, US4 or US10B	Metal/Alum.	380
1450	1 1/4" x 4 7/8", Centerline Opening	US32D, US4 or US10B	Metal/Alum.	380
1460	1 3/8 x 9", Centerline Opening	US32D	Metal/Wood/Alum.	420
1460		US10B or US4		450
1460B/ LH/RH	1 3/8 x 9", w/Bolt Cut Out	US32D		460
1460B/ LH/RH		US10B		490
1470	1 3/8 x 9", Centerline Keeper Opening	US32D	Metal/Wood/Alum.	420
1470		US10B or US4		450
1470B/ LH/RH	1 3/8 x 9", w/Bolt Cut Out	US32D		460
1470B/ LH/RH		US10B		490



1450



1460/3460 & 1460/3460B/LH



1470/3470B/LH & RH

1400 SOLENOIDS ONLY

Replacement Solenoids (please specify handing or centerline)

MODEL	DESCRIPTION	PRICE
1400-01LH/RH	8-16VAC / 3-6VDC Solenoid Only (Left or Right Hand)	120
1400-05LH/RH	12VAC / VDC Solenoid Only (Left or Right Hand)	120
1400-08LH/RH	24VAC / VDC Solenoid Only (Left or Right Hand)	120
1400-01G	8-16VAC / 3-6VDC Solenoid Only (Centered)	120
1400-05G	12VAC / VDC Solenoid Only (Centered)	120
1400-08G	24VAC / VDC Solenoid Only (Centered)	120

Solenoids rated for continuous duty for VDC and intermittent duty (not exceeding 10 seconds) for VAC

All Prices in U.S. Dollars

ELECTRIC STRIKES

3400 SERIES

3400 STANDARD DUTY STRIKES

3400 Series Standard Duty Electric Strikes are fail safe and for use with mortise and cylindrical locksets, for commercial and residential, new and retrofit uses.

Please Specify Voltage and Finish (e.g. 3401-06 US26)

MODEL	DESCRIPTION	FINISH	DOOR TYPE	PRICE
3401	11/4" x 5 7/8"	US26D or US4	Wood	160
3402	11/4" x 4 7/8"	US28, US4 or US10B	Metal/Wood/Alum.	160
3403	11/4" x 6 7/8"	US28 or US10B	Metal/Alum.	160
3404	17/16" x 7 15/16"	US28, US4 or US10B	Metal/Wood/Alum.	160

3400 HIGH SECURITY STRIKES

3400 Series High Security Electric Strikes are fail safe and for use with mortise locksets, for commercial and residential, new and retrofit uses.

Please Specify Handing, Voltage and Finish (e.g. 3450-06 US4 or 3460-06B/LUS10)

MODEL	DESCRIPTION	FINISH	DOOR TYPE	PRICE
3430 LH/RH	11/4" x 4 7/8", Handed	US32D, US4 or US10B	Metal/Alum.	380
3440 LH/RH	11/4" x 4 7/8", Handed	US32D, US4 or US10B	Metal/Alum.	380
3450	11/4" x 4 7/8", Centerline Opening	US32D, US4 or US10B	Metal/Alum.	380
3460	1 3/8 x 9", Centerline Opening	US32D	Metal/Wood/Alum.	420
3460		US10B or US4		450
3460B/ LH/RH	1 3/8 x 9", w/Bolt Cut Out	US32D		460
3460B/ LH/RH		US10B		490
3470	1 3/8 x 9", Centerline Keeper Opening	US32D	Metal/Wood/Alum.	420
3470		US10B or US4		450
3470B/ LH/RH	1 3/8 x 9", w/Bolt Cut Out	US32D		460
3470B/ LH/RH		US10B		490

3400 SOLENOIDS ONLY

Replacement Solenoids

MODEL	DESCRIPTION	PRICE
3400-06L	12VDC Solenoid Only (Left Hand)	150
3400-06R	12VDC Solenoid Only (Right Hand)	150
3400-09L	24VDC Solenoid Only (Left Hand)	150
3400-09R	24VDC Solenoid Only (Right Hand)	150

Solenoids rated for continuous duty for VDC and intermittent duty (not exceeding 10 seconds) for VAC

All Prices in U.S. Dollars

1700 STANDARD DUTY STRIKES

The **1700 Series Strikes** are fail secure featuring adjustable keepers, suitable for cylindrical locksets only. The 1700 Series shares the same faceplates as the 1400/3400 Series.

Please Specify Voltage and Finish (e.g. 1701-05 US26)

MODEL	DESCRIPTION	FINISH	DOOR TYPE	PRICE
1701	1 1/4" x 5 7/8"	US26D or US4	Wood	140
1702	1 1/4" x 4 7/8"	US28, US4 or US10B	Metal/Wood/Alum.	140
1703	1 1/4" x 6 7/8"	US28 or US10B	Metal/Alum.	140
1704	1 7/16" x 7 15/16"	US28, US4 or US10B	Metal/Wood/Alum.	140

1700 SOLENOID ONLY

Replacement Solenoids

MODEL	DESCRIPTION	PRICE
1700-01	8-16VAC / 3-6VDC Solenoid Only	120
1700-05	12 VDC Continuous, Solenoid Only	120
1700-07	24 VAC/VDC Intermitten, Solenoid Only	120
1700-08	24 VDC Continuous, Solenoid Only	120
1700-14	48 VDC Continuous, Solenoid Only	120

1106 SERIES GATE LOCK

MODEL	DESCRIPTION	FINISH	PRICE
1106-01	Gate Electric Strike for Gate, 8-16VAC	US28/US4	120
1106-02	Gate Electric Strike for Gate, 12/24 VAC / VDC	US28	120



1106 Series Strikes are ROFU's latest weatherproof, fail secure electric strike for gate locks. One piece strike body made of cast zinc alloy, suitable for cylindrical and mortise locksets as well as hollow metal and wood frame doors.

The strike can be powered by VDC (continuous) and VAC (intermittent use, not exceeding 10 seconds).

Solenoids rated for continuous duty for VDC and intermittent duty (not exceeding 10 seconds) for VAC

All Prices in U.S. Dollars


ELECTRIC STRIKES

2400 SERIES

2400 STRIKES

2400 Standard Duty / High Security Strikes

2400 Kit is field reversible from fail secure to fail safe, field selectable of 12VDC or 24VDC. 2400 Kit comes with two US32D faceplates: 1 1/4" x 4 7/8" and 1 7/16" x 7 15/16". Low profile depth of 1 1/4" overall with static strength of 1000LB.

MODEL	DESCRIPTION	UL	PRICE
2400 KIT	12/24 VDC Electric Strike Kit		180
2402 JIG	Jamb Preparation for ANSI Sized Strike		74
5525	1" Lip Extension for 2400 Strikes		35
5550	2" Lip Extension for 2400 Strikes		40



2400 Kit







2402 Jig



5525 5550

SPECIAL FEATURE STRIKES

MODEL	DESCRIPTION	FINISH	DOOR TYPE	UL	PRICE
2420	No Cut Strike, 12/24 VDC	US32D	Metal/Wood/Alum		180
2435 KIT	12/24 VDC Strike Kit for Mortise Locks	US32D	Metal/Wood/Alum		425
2460	Rim Mount Strike, 12~28 VAC/VDC	Black	Metal/Alum		480
2470	Rim Mount Strike, 3/4" Pullman Latch	US32D	Metal/Alum		450
2490	Rim Mount Strike, 1/2" Pullman Latch	US32D	Metal/Alum		475



2435 Kit, complete with five heavy duty stainless steel faceplates, is designed for mortise and cylindrical locksets. It is reversible for left hand or right hand installation.



2420 2470

2420 No Cut Electric Strike, is designed with a special ramp that helps guide the latch in position. The strike is non-handed, dual voltage (12/24VDC), and field reversible from fail-secure to fail-safe.

2470 & 2490 Rim Mount Strike, are fully surface mount, fail-safe and fail-secure selectable on site, dual voltage (12/24 VDC) and for indoor use only.

Solenoids rated for continuous duty for VDC and intermittent duty (not exceeding 10 seconds) for VAC
All Prices in U.S. Dollars

9200 Series

Key Switches (SPDT) without Cylinder. All cover plates are 1/4" thick aluminum and supplied with 2 "Snake Eyes" security screws and wrench.

UL Recognized Components.

Rating: 10A / 250V ; 15A / 125V

Please Specify US28 or US40

MODEL	STANDARD PLATE (3" x 4 3/4")	PRICE
9200	Momentary	100
9201	Momentary w/Bi-Colored LED	110
9202	w/ Pneumatic Time Delay	320
9210	Maintained	100
9211	Maintained w/Bi-Colored LED	110
MODEL	NARROW PLATE (1 5/8" x 4 3/4")	PRICE
9220	Momentary	100
9221	Momentary w/Bi-Colored LED	110
9222	w/ Pneumatic Time Delay	320
9230	Maintained	100
9231	Maintained w/Bi-Colored LED	110



9200 Series



9220 Series

9300 Series

Request to Exit (REX) Switches (DPDT). All cover plates are 1/4" thick aluminum and supplied with 2 "Snake Eyes" security screws and wrench.

UL Recognized Components.

Please Specify US28 or US40

MODEL	STANDARD PLATE (3" x 4 3/4")	PRICE
9300	Momentary, 1 Blue Button	100
9301	Momentary, 2 Blue Button	130
9302	Momentary, 3 Blue Button	160
9303	Momentary, 1 Blue Button w/ Time Delay Jumper(9965)	140
9310	Maintained, 1 Blue Button	100
9350	Illuminated w/9 Inserts, SPDT	120
MODEL	NARROW PLATE (1 5/8" x 4 3/4")	PRICE
9320	Momentary, 1 Blue Button	100
9321	Momentary, 2 Blue Button	130
9322	Momentary, 3 Blue Button	160
9323	Momentary, 1 Blue Button w/ Time Delay Jumper(9965)	140
9330	Maintained, 1 Blue Button	100



9300



9350

9965



Time Delay Jumper

All Prices in U.S. Dollars

EXIT DEVICES

9400 SERIES
9600 SERIES

9400 Series

1 1/2" Red Mushroom (SPST) Buttons. All cover plates are 1/4" thick aluminum and supplied with 2 "Snake Eyes" security screws and wrench.

UL Recognized Components.

Please Specify US28 or US40

MODEL	STANDARD PLATE (3" x 4 3/4")	PRICE
9400	N/O Momentary	150
9401	N/C Momentary	150
9410	N/O Maintained	200
9411	N/C Maintained	200



MODEL	NARROW PLATE (1 5/8" x 4 3/4")	PRICE
9420	N/O Momentary	150
9421	N/C Momentary	150
9430	N/O Maintained	200
9431	N/C Maintained	200



9600 Series

2 3/8" Red Mushroom (SPST) Buttons. All cover plates are 1/4" thick aluminum and supplied with 2 "Snake Eyes" security screws and wrench.

UL Recognised Components.

Please Specify US28 or US40

MODEL	STANDARD PLATE (3" x 4 3/4")	PRICE
9600	N/O Momentary	160
9601	N/C Momentary	160
9600-01	N/O & N/C Momentary	200



MODEL	NARROW PLATE (1 5/8" x 4 3/4")	PRICE
9620	N/O Momentary	160
9621	N/C Momentary	160



9700 Series

1 1/4" Red Flushed Head (SPST) with Metal Surround. All cover plates are 1/4" thick aluminum and supplied with 2 "Snake Eyes" security screws and wrench.
UL Recognized Components.

Please Specify US28 or US40

MODEL	STANDARD PLATE (3" x 4 3/4")	PRICE
9700	N/O Momentary	120
9701	N/C Momentary	120

MODEL	NARROW PLATE (1 5/8" x 4 3/4")	PRICE
9720	N/O Momentary	120
9721	N/C Momentary	120



9800 Series

9800 Infrared Sensor Exit Button is a dual LED illuminated exit device that can directly control electromagnets or electric strikes.

9860 Standalone Proximity Reader is a keypad and reader device which is complete with ROFU 9126T plug-in mini power supply. 9860 has 2 LEDs with 4 colors and a built-in buzzer.

MODEL	DESCRIPTION	PRICE
9800	Infrared Sensor Exit Button	100
9860	12-24 VDC, Standalone Proximity Reader/Keypad with Power Supply	350
9860 Card	Proximity Cards	5



9800 Infrared Sensor Exit Button

9860 Standalone Proximity Reader

EXIT DEVICE

9500 SERIES

9500 Series

9500 Series Micro Switch Bar is non-latching and designed to release a magnetic lock when the bar is depressed. Actual dimensions are 34 1/2" X 2 11/16" X 2 1/4", designed for a 36" door.

MODEL	DESCRIPTION	PRICE
9500-36	Micro-Switch Bar US28	230
9500-36 Black	Micro-Switch Bar in Black	230
9500X99	Replacement End Caps Set (Top & Bottom)	36
9500XPCB	Replacement PC Board	36
9500 Cover	Replacement Top Cover	75
9500-36DE	Micro-Switch Bar with Delay Egress Function	520



CABINET LOCK & OTHERS

MODEL	DESCRIPTION	PRICE
2960	Fail-Safe/Secure, 12/24VDC Electromechanical Mortise Lock	290
3810	Fail-Safe/Secure Cabinet Lock, 12/24VDC, Field Selectable with Monitoring Function	96
3820	Fail-Secure 12~28VAC/VDC Motorized Cabinet Lock	120
3850	Fail-Safe Dropbolt, 12VDC, Monitored, Bolt Throw of 2/3"	290



2960



3810



3820




3850

CONVERTERS / MISC. ACCESSORIES

MODEL	DESCRIPTION	PRICE
1010	Momentary Under the Desk Switches	40
1004	Full Wave Bridge Rectifier (up to 1.5A)	8
1005	Full Wave Bridge Rectifier, Converts AC to DC (up to 10A)	8
1006	Full Wave Bridge Rectifier with 6" Leads	15
9000	Electric Buzzer, Rated for 7-30 VDC	22
9149B	Inline Controller with Buzzer, drops from 24 VAC/VDC to 12VDC	45
9149TD	Inline Controller with Buzzer and Time Delays (5/15/30/60s)	75
9150	Inline Controller, drops from up to 48VAC to 12 VDC	120
9964G	Electronic Time Delay 0-60sec	55



1010



1005

1006



9149B



9150



9000



9149TD



9964G

All Prices in U.S. Dollars

MISC. ACCESS CONTROL

Power Supplies &
Door Cords

TRANSFORMERS / POWER SUPPLY UNITS

MODEL	DESCRIPTION	PRICE
10306-LA	3-Pin Power Transfer	55
9112	Plug In Transformer, 12 VAC / 1.25A	32
9112D	Plug In Transformer, 12 VDC / 1.0A	40
9116	Plug In Transformer, 16 VAC / 0.7A	32
9124	Plug In Transformer, 24 VAC / 0.42A	32
9124D	Plug In Transformer, 24 VDC / 1.1A	50
9102-12D UL	12 VDC, 2.0A Power Supply, UL Listed (USA&Canada)	180
9102-24D	24 VDC, 1.0A, Power Supply	150
9126T	Plug In Mini Power Supply, 12 VDC / 1.5A with Time Delay	100



9116



10306-LA



9126T



9102-12D UL

DOOR CORDS

MODEL	DESCRIPTION	PRICE
10318	16" Door Cord, 5/16" Inside Diameter	30
10318-7	7 1/4" Door Cord, 1/4" Inside Diameter	30
10320HD US28	Heavy Duty Stainless Steel Door Cord (US28)	50
10320HD US40	Heavy Duty Stainless Steel Door Cord (US40)	55
10320HD PCB US28	Heavy Duty Stainless Steel Door Cord with PC Board (US28)	90
10320HD PCB US40	Heavy Duty Stainless Steel Door Cord with PC Board (US40)	95



10318



10320HD
US28 & US40



US28



US40



10320HD PCB
US28 & US40



US28



US40

POWER SUPPLY + BLUETOOTH

MODEL	DESCRIPTION	PRICE
9112-BT Kit	Power Supply + Bluetooth	290



BLUETOOTH + KEYPAD

ROFU 3000 Series Bluetooth Access Control Readers

MODEL	DESCRIPTION	PRICE
BK-3000B	Bluetooth keypad standalone, 12-24 VDC	225
BK-3000S	Bluetooth keypad standalone, outdoor 12-24 VDC	225



BK-3000B



BK-3000S

BLUETOOTH + KEYPAD + CARD READER

ROFU 5000 Series Bluetooth Access Control Readers

MODEL	DESCRIPTION	PRICE
BKC-5000B	Bluetooth keypad + card reader standalone, 12-24 VDC	325
BC-5900B	Bluetooth reader + card reader standalone, 12-24 VDC	275



BKC-5000B



BC-5900B

All Prices in U.S. Dollars

- **Credit Terms**

Credit terms are net thirty (30) days from date of invoice to customers with approved credit. Interest at the rate of 1.5% per month (APR 18%) may be charged on all past due accounts. In the event of failure to pay any amount due ROFU® Security International Corporation, all collection costs and/or attorney's fees incurred in attempts to collect any such amounts shall be paid by the customer.

- **Title / Liability**

Title passes to the customer upon delivery of merchandise to the carrier. Loss and/or damage claims must be filed with the delivering carrier within 48 hrs. of delivery. Packaging & packing material must be retained for use with the claims.

- **Return of Defective Items**

A Return Authorization Number (RA#) must be obtained from ROFU® before any item(s) can be returned. The original invoice number and purchase order number is required for all returns. Additional information may be required and will be determined at the time of the request. The RA# must be clearly marked on the outside of the box. Customer must prepay shipping charges and insurance on all returned items. The RA# is good for 30 days after authorization. Once received by ROFU the returned items will be evaluated and either repaired (if possible) or replaced (when necessary) and shipped back to the customer. If it is determined that there is no defect or that the defect is the cause of misuse or damage caused after sale, the item(s) will be returned as-is. No credits will be issued for defective returns.

- **Return of Unused Items for Credit**

All new/unused items returned for credit must be done within 90 days of purchase. The original invoice and purchase order number is required for all returns. The minimum restocking fee is 30%; additional fees may apply and will be determined upon evaluation. Items returned must be in brand-new, unused and re-sellable condition or credit will not be issued.

- **Special Order Returns**

Return of Special or Customized Orders will not be authorized. These include, but are not limited to, special finishes or modifications that alter the original interior or exterior of the item(s).

- **Credit Balance**

All credits issued will result in a credit balance on a customer's account and must be used as credit against future purchases. No check will be issued to pay off a credit balance.

- **Minimum Orders**

A handling fee of \$20.00 will be added to all orders under \$100.00.

- **Product Change**

ROFU® reserves the right to discontinue and/or make modifications to any of its products at any time without notice and without incurring any obligations on models built prior to the change. We will do our best to inform of any major changes at the time a purchase order is received.

- **Pricing**

ROFU® reserves the right to change pricing on any item(s) without prior notice. Orders will be billed at the prices in effect at the time of shipment, except when a valid written quote is in place.

- **Quotes**

All requests for quotation of price and availability of products will be issued a written quote and remain in effect for 15 days.

- **Deliveries**

Delivery times is based on our best estimate, and cannot be guaranteed or legally binding.

- **Trademark**

ROFU® is a registered trademark of ROFU® Security International Corporation in many countries and may not be used without the prior written consent of ROFU® Security International Corporation.

ROFU® Electromagnetic Lock Limited Lifetime Warranty / ROFU Electric Strike Warranty

ROFU® Security International Corp. warrants its products to be free from defects in material and workmanship when they have been installed in accordance with ROFU's® instructions and maintained and used and not been modified or tampered with. ROFU® Security International Corp. does not assume any responsibility for damage to persons or property due to improper care, installation, storage, abuse, or acts of God. This warranty is limited to the original purchaser and is not transferable.

ROFU's® liability is limited to the repair or at ROFU's® option the replacement of the defective product or part thereof, providing said products are used within the specified ratings and applied in accordance with good engineering practice, and said products are proved by our examination to be defective and returned to us transportation prepaid. Any repaired or replaced product shall be warranted to the original purchaser only for the duration of the un-expired portion of the original warranty. ROFU® shall in no event be liable whether in contract, tort, or negligence for any direct, indirect, in contract, special, incidental, economic, consequential or collateral damages of any kind sustained from any cause. ROFU® is not responsible for any charges incurred for field service or installation. This warranty does not extend to any of our products which have been subject to misuse, neglect, accident, improper application or installation, nor shall it extend to material which has been altered or repaired outside the factory.

ROFU® ELECTROMAGNETIC LOCK LIMITED LIFETIME WARRANTY: ROFU® warrants only to the end user of the electromagnetic locks that the magnetic lock will be free from defects in material and workmanship for the lifetime of such electromagnetic lock from the date of shipment.

ROFU® PC BOARD WARRANTY: ROFU® warrants only to the end user of electromagnetic locks that the PC Board will be free from defects in material and workmanship for a period of three years from the date of shipment. PC Board of delayed egress electromagnets are covered by a one-year warranty.

ROFU® ELECTRIC STRIKE & ACCESSORIES WARRANTY: ROFU's® warranty shall expire three years from the date of shipment for all electric strikes (except for 1500 Series Strikes) and one year from the date of shipment for 1500 Series Strikes and all other catalog items and for electronic components.

As a condition for the performance of this warranty, a purchaser shall upon first discovery of any claimed defect deliver the subject merchandise or part asserting a claim pursuant to this warranty within 30 days after first discovery of any claimed defect to: ROFU® Security International Corp. A Return Authorization Number (RA#) must be obtained from ROFU® before product can be returned. To obtain a Return Authorization Number (RA#) contact ROFU® at 800-255-7638.

Correction of defects in the manner and under the conditions stated above shall constitute fulfillment of all our obligations and liabilities to any person with respect to the covered products, whether based on contract, negligence, strict liability or otherwise. No person or entity is authorized to create on behalf of ROFU® any other obligation or liability to any person relating to the covered products.

ROFU® shall not be liable to the purchaser or anyone else for damages, including but not limited to consequential damages and damages by reason of injury to any person, due to any defect in or malfunction of the product or any part or parts thereof, or for any other reason.

EXCEPT AS STATED ABOVE, ROFU® MAKES NO WARRANTIES WHATSOEVER EITHER EXPRESS OR IMPLIED AS TO ANY MATTER INCLUDING WITHOUT LIMITATION THE CONDITION OF ITS PRODUCTS, THEIR MERCHANTABILITY OR THEIR FITNESS FOR ANY PARTICULAR PURPOSE. DISCLAIMERS / ROFU POLICIES



PRODUCT DURABILITY

QUALITY

TECHNICAL EXPERTISE

EXCELLENT CUSTOMER SERVICE

**10029 South Tacoma Way, Suite E-11
LAKEWOOD, WA 98499
P (253) 922-1828
W www.ROFU.com
E OrderEntry@ROFU.com**