



- **Mechanical Pushbutton Lock**
- **Single Access Code**
- **Deadbolt/Spring Latch**
- **Thumbturn**

Features

Access Control:	Mechanical pushbutton lock eliminates problems and costs associated with issuing, controlling, and collecting keys and cards. Provides fully mechanical access control, while allowing free egress at all times by interior thumbturn. Deadbolt models must be manually relocked. Deadlocking spring latch models automatically relock each time the door closes.
No Battery:	Fully mechanical lock eliminates the material and labor expense of battery replacements
Locking Device Options:	Deadbolt—1" throw, manual relock Deadlocking Latch—5/8" throw with automatic relock
Number of Codes:	Single access code—one easy-to-manage code for all users
Programming:	Lock is easily programmed via keypad without removing lock from the door
Handing:	Field reversible latch; invert the lock for right-hand doors; roman numerals are easily read in either orientation
Optional Key Override:	Can be used to override the lock combination and gain access using a key. Allows facilities to initiate or maintain a master-keyed security system (keyed alike or keyed differently). Override models can be ordered with or without a cylinder.
Options:	<ul style="list-style-type: none"> • Add panic bar release kit (select models) • Keyed alike option available (select models) • Latch holdback (select models) • D.O.D. compliant (select model) • Substitute a 2 1/2" (64 mm) lever in place of the standard inside thumbturn (select models)
Operation Modes:	Pushbutton Access Latch Holdback—keeps latch retracted to allow access with combination (select models)
Economical:	A cost effective access control solution

Mechanical Features

Construction:	All metal cast front housing, force-resistant, clutch-protected thumbturn, metal exterior trim plate
Numeric Keypad:	Vandal resistant, solid metal pushbuttons
Handing:	Field reversible latch; invert the lock for right-hand doors; roman numerals are easily read in either orientation
Finishes:	04 (606) Satin Brass and 26D (626) Satin Chrome Model 929/927: 26D (626) Satin Chrome only
Latch:	1" (25 mm) deadbolt; 5/8" deadlocking spring latch
Weight:	4 lbs. (1.8 kg)
Strike:	Includes strike plate for outswing doors, cast box strike for inswing doors; metal door frames require the optional surface mortise box strike or use of an adapter kit

Installation

Backset:	2 ⁹ / ₁₆ " (65 mm) for outswing doors, 2 ¹ / ₂ " (64 mm) for inswing doors
Door Thickness:	1 ³ / ₈ " (35 mm) to 1 ¹ / ₂ " (38 mm) 1 ³ / ₄ " (44 mm) to 2 ¹ / ₈ " (54 mm) Model 929: Lockset for D.O.D. standards, 1 ³ / ₄ " (44 mm) to 2 ¹ / ₈ " (54 mm) only Model 927: Lockset for D.O.D. standards, 1 ³ / ₈ " (35 mm) to 1 ¹ / ₂ " (38 mm) only
Items Supplied Include:	Installation manual, full-scale template, strike for inswing and outswing doors (appropriate to latch type), and required installation hardware

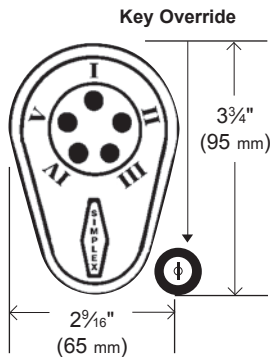
Certification and Testing

Durability:	Weather resistant
--------------------	-------------------

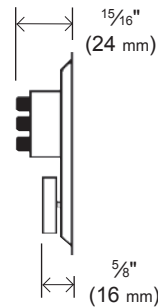
Warranty

Warranty:	1-year warranty
------------------	-----------------

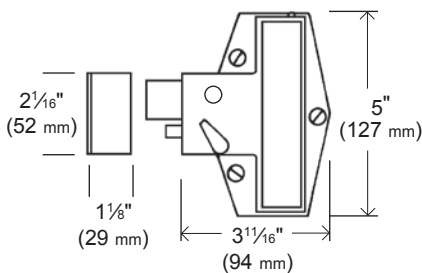
Auxiliary Lock



Exterior



Exterior Side

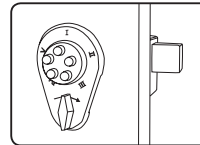


Interior
(spring latch models)

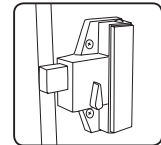


Interior Side

Models 902, 904, 906, 910

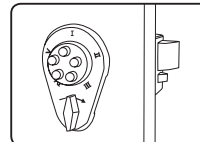


- Combination Entry
- Deadbolt
- 1" (25 mm) Throw, Flat Face Plate

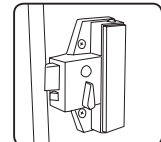


- Auxiliary Lock
- Manual Relock
- Key Override (select models)

Models 917, 919, 935, 938

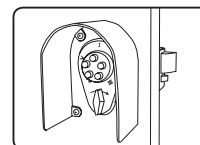


- Combination Entry
- Deadlocking Latch
- 5/8" (16 mm) Throw, Flat Face Plate

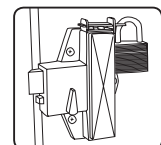


- Primary or Auxiliary Lock
- Automatic Relock
- Key Override (select models)

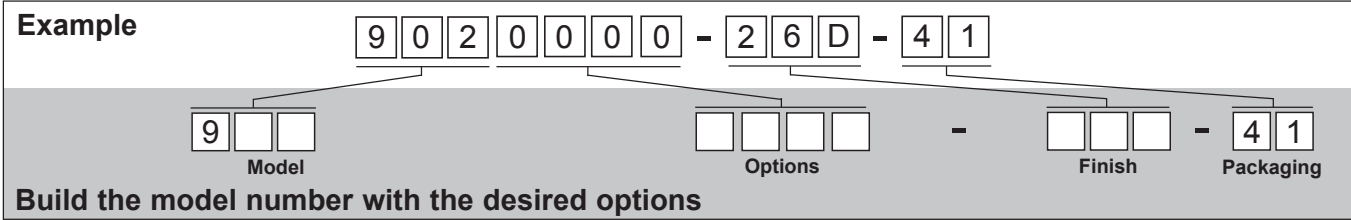
Model 927, 929



- Combination Entry
- Security Lock
- 5/8" (16 mm) Throw



- Primary or Auxiliary Lock
- Automatic Relock
- D.O.D. Compliant



Base Model	Description	Base Price
902000026D41	Auxiliary Lock with Thumbturn, 1" (25 mm) Deadbolt, Fits 1 3/8"-1 1/2" (35 mm-38 mm) thick	\$152.50

Choose One Option from This Category

Model Options	Description	Price
02	1" (25 mm) Deadbolt Latch, 1 3/8"-1 1/2" (35 mm-38 mm) thick	No Charge
04	1" (25 mm) Deadbolt Latch, 1 3/4"-2 1/8" (44 mm-54 mm) thick	No Charge
06	1" (25 mm) Deadbolt Latch, 1 3/8"-1 1/2" (35 mm-38 mm) thick, key override	Add \$58.00
10	1" (25 mm) Deadbolt Latch, 1 3/4"-2 1/8" (44 mm-54 mm) thick, key override	Add \$58.00
17	5/8" (16 mm) Deadlocking Spring Latch, flat front, 1 3/8"-1 1/2" (35 mm-38 mm) thick, latch holdback	Add \$25.00
19	5/8" (16 mm) Deadlocking Spring Latch, flat front, 1 3/4"-2 1/8" (44 mm-54 mm) thick, latch holdback	Add \$25.00
20	5/8" (16 mm) Deadlocking Spring Latch, flat front, 1 3/8"-1 1/2" (35 mm-38 mm) thick, no latch holdback	Add \$25.00
22	5/8" (16 mm) Deadlocking Spring Latch, flat front, 1 3/4"-2 1/8" (44 mm-54 mm) thick, no latch holdback	Add \$25.00
27**	5/8" (16 mm) Deadlocking Spring Latch, flat front, 1 3/8"-1 1/2" (35 mm-38 mm) thick	Add \$114.00
29**	5/8" (16 mm) Deadlocking Spring Latch, flat front, 1 3/4"-2 1/8" (44 mm-54 mm) thick	Add \$114.00
35*	5/8" (16 mm) Deadlocking Spring Latch, flat front, 1 3/8"-1 1/2" (35 mm-38 mm) thick, latch holdback, key override	Add \$82.00
38*	5/8" (16 mm) Deadlocking Spring Latch, flat front, 1 3/4"-2 1/8" (44 mm-54 mm) thick, latch holdback, key override	Add \$82.00

* Key override orders will consist of all locks on the order being keyed alike, unless there is a specific key cut called out or the locks on the order are requested to be keyed differently

Choose up to Four Options - Insert 0 if Less than Four Options are required.

Options	Description	Price
1	Substitutes a surface-mounted strike box for <u>metal door frames</u> in place of the standard strike box (part number 74464) (see 900 Series Accessories—Adapter Kit)	Add \$5.00
2	Deletes the key cylinder from key override models. Recessed escutcheon recommended for standard rim cylinder installation. Rim cylinder tailpiece must be reduced in width to accommodate the tail receptacle. Specify the position of the cylinder tailpiece (vertical or horizontal) to mate with the standard size rim cylinder (not supplied).	Less \$21.00
3	Substitutes a 2½" (64 mm) lever in place of the standard inside thumbturn (part number 74437) (<u>cannot be used with option 5</u>)	Add \$32.00
4*	Master Keyed (key override models)	Add \$12.00
5	Adds the panic bar release kit to a spring latch model (part number 74438) (<u>cannot be used with option 3</u>)	Add \$34.00
6	Deletes latch holdback (935 and 938 models)	No Charge
7	Deletes the key cylinder from key override models and changes gear plate to a 100 Series. Recessed escutcheon recommended for standard rim cylinder installation. The rim cylinder tailpiece must be reduced in width to accommodate the tail receptacle. Specify the position of the cylinder tailpiece (vertical or horizontal) to mate with the standard size rim cylinder (not supplied).	Less \$21.00
8	Changes gear plate to accept a horizontal tailpiece	No Charge
Finish Options	Description	Price
26D	Satin Chrome (Powder Paint)	No Charge
04*	Satin Brass (Powder Paint)	No Charge

Notes

* 04 Finish not available on Model 927/929

** D.O.D. Compliant

* Key override orders will consist of all locks on the order being keyed alike, unless there is a specific key cut called out or the locks on the order are requested to be keyed differently.