Electric Strikes

F4 Series

4 Series Fire-Labeled Centerline Latch Entry

RUTHERFORD CONTROLS

In or Out...we make it Easy!®



F4104
1-1/4"W x 4-7/8"H
(31.8mm x 123.8mm)



F4114
1-1/4"W x 4-7/8"H
(31.8mm x 123.8mm)

Features & Benefits

- ANSI-size faceplate (1-1/4" x 4-7/8")
- Accommodates 3/4" latch projection (pullman design not included)
- Enlarged latch cavity width allows compatibility with cylindrical, and centerline mortise locks (including 3-piece anti-friction type) and mortise exit devices
- 1-1/2" cut-out depth accommodates most aluminum and hollow metal frames
- Use with wide range of door thicknesses (1-3/8" to 2-3/8")
- AC/DC input acceptable for all fail locked models.
- Fully reversible for right or left-hand doors
- Standard mounting tabs and fasteners included
- Unique anti-vibration design prevents manipulation by vibration
- 32D Stainless Steel Standard Finish

Applications

- Commercial Centers
- Industrial Buildings
- Educational Facilities
- Retail Outlets
- Health Care Facilities
- Office Complexes

F4 Series

The F4 Series Electric Strikes are RCI's answer to the need for extra-strength in heavy-duty applications and is fire labeled.

Unique anti-vibration design prevents manipulation by vibration.

Crossed wires are never a problem as the coil is not polarity-conscious.

Highlights

- Fire labeled - UL 10C (1-1/2 hr.)
- UL 1034 Burglary-resistant (highest level): Static Strength: 1500 lbs., Dynamic Strength: 70 ft. lbs.; Endurance rating: 250,000 cycles
- Meets ANSI/BHMA A156.31 Grade 1
- Non-handed
- Stainless steel faceplate
- 3-year limited warranty



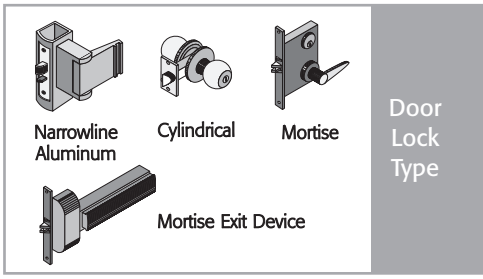

©2011 RUTHERFORD CONTROLS INT'L CORP. WWW.RUTHERFORDCONTROLS.COM
USA: 2517 SQUADRON COURT, SUITE 104, VIRGINIA BEACH, VA 23453 • CANADA: 210 SHEARSON CRESCENT, CAMBRIDGE, ON N1T 1J6
PHONE: • 1.800.265.6630 • 519.621.7651 • FAX: 1.800.482.9795 • 519.621.7939 • E-MAIL: SALES@RUTHERFORDCONTROLS.COM

Specifications

F4114
F4104

RUTHERFORD CONTROLS

In or Out…we make it Easy!®

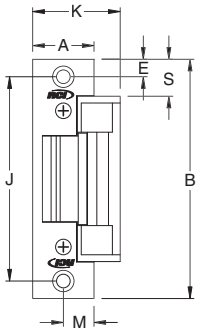

F4114

PROFILE MEASUREMENT	F4114 INCHES	F4114 DECIMAL	F4114 METRIC (mm)
A	1-1/4	1.250	31.75
B	4-7/8	4.875	123.83
E	3/8	0.375	9.53
J	4-1/8	4.125	104.78
K	1-3/4	1.750	44.45
M	5/8	0.625	15.88
R	–	–	–
S	3/4	0.750	19.05

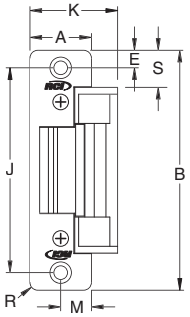

F4104

PROFILE MEASUREMENT	F4104 INCHES	F4104 DECIMAL	F4104 METRIC (mm)
A	1-1/4	1.250	31.75
B	4-7/8	4.875	123.83
E	3/8	0.375	9.53
J	4-1/8	4.125	104.78
K	1-3/4	1.750	44.45
M	5/8	0.625	15.88
R	5/32	0.156	3.97
S	3/4	0.750	19.05

Model(s)	Mode	Code	Voltage	Current	Duty	Sound	Amps*	Ohms†
F41XX	Fail Locked	05	12V 12V	AC DC	Intermittent Continuous	Buzz Silent	0.15 0.20	61 61
F41XX	Fail Locked	08	24V 24V	AC DC	Intermittent Continuous	Buzz Silent	0.07 0.11	215 215

*Ratings are based on maximum current draw at +10°C and include initial power-up current draw. †Nominal resistance at +25°C ± 7% tolerance.
NOTE: XX = Faceplate Code. Intermittent Duty = Energized less than 1 min. Continuous Duty = Engergized 1 min. or more. Duty Ratio 1:5. Dimensions shown below with 04 faceplate.

Profiles													
MEASUREMENT	C	D	F	G	H	L	N	P	Q	T	U	V	W
FRACTIONAL INCHES	3-3/8	7/8	1/8	1-3/4	9/16	1-1/2	13/32	13/32	3-13/16	1-7/8	15/16	9/16	21/32
DECIMAL INCHES	3.375	0.875	0.125	1.750	0.563	1.500	0.406	0.406	3.813	1.875	0.938	0.563	0.656
METRIC mm	85.73	22.23	3.18	44.45	14.29	38.10	10.32	10.32	96.84	47.63	23.81	14.29	16.67

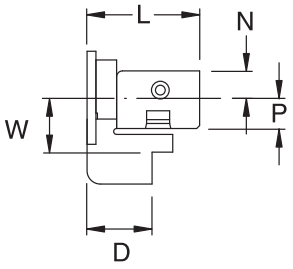

NOTE: Not to scale. Specifications are subject to change without notice.

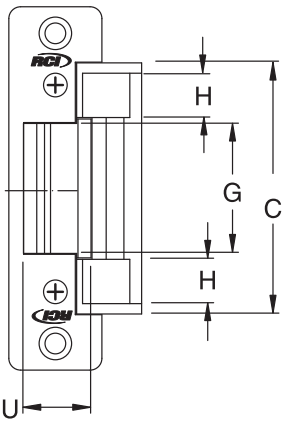

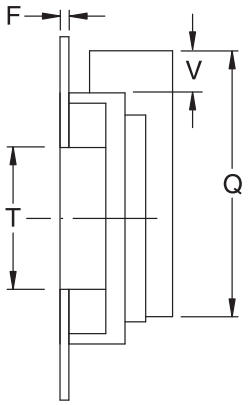

©2011 RUTHERFORD CONTROLS INT'L CORP. WWW.RUTHERFORDCONTROLS.COM
USA: 2517 SQUADRON COURT, SUITE 104, VIRGINIA BEACH, VA 23453 • CANADA: 210 SHEARSON CRESCENT, CAMBRIDGE, ON N1T 1J6
PHONE: • 1.800.265.6630 • 519.621.7651 • FAX: 1.800.482.9795 • 519.621.7939 • E-MAIL: SALES@RUTHERFORDCONTROLS.COM