Electromagnetic Locks

Specification Chart

8 Series

RCI® RUTHERFORD CONTROLS

In or Out... we make it Easy!®

FEATURES & OPTIONS

	8310	8320	8310-IQ	8320-IQ	8330	8340	8360	8365	8371	8372	8375	8380	DE8310 Series	EW8310
Housing Dimensions	1-5/8" D (41.3mm) 2-7/8" W (73.0mm) 10-1/2" L (266.7mm) including 1/4" (6.4mm) Mntg Brkt.	1-5/8" D (41.3mm) 2-7/8" W (73.0mm) 21" L (533.4mm) including 1/4" (6.4mm) Mntg Brkt.	1-5/8" D (41.3mm) 2-7/8" W (73.0mm) 10-1/2" L (266.7mm) including 1/4" (6.4mm) Mntg Brkt.	1-5/8" D (41.3mm) 2-7/8" W (73.0mm) 21" L (533.4mm) including 1/4" (6.4mm) Mntg Brkt.	1-5/8" D (41.3mm) 2-7/8" W (73.0mm) 34-1/2" L (876.3mm) including 1/4" (6.4mm) Mntg Brkt.	1-5/8" D (41.3mm) 2-7/8" W (73.0mm) 46-1/2" L (1181.1mm) including 1/4" (6.4mm) Mntg Brkt.	1-1/16" D (27.0mm) 1-1/2" W (38.1mm) 9" L (228.6mm) including 3/4" (19.1mm) Mntg Tabs	13/16" D (20.6mm) 1-11/32" W (34.1mm) 7-15/16" L (201.6mm) including 11/16" (17.5mm) Mntg Tabs	1" D (25.4mm) 1-7/8" W (47.6mm) 9-3/8" L (238.1mm) including 3/16" (4.8mm) Mntg Brkt.	1" D (25.4mm) 1-7/8" W (47.6mm) 18-3/4" L (476.3mm) including 3/16" (4.8mm) Mntg Brkt.	13/16" D (20.6mm) 1-1/2" W (38.1mm) 6-17/32" L (165.9mm) including 1/8" (3.2mm) Mntg Brkt.	1-3/4" D (44.5mm) 2-1/2" W (63.5mm) 8-7/8" L (225.4mm)	**Base Unit Length:** 2-1/8" (54mm) D x 2-7/8" (73mm) H Profile with 10-13/16" (275mm) **Voice or Sounder Length:** 11-3/4" (299mm) **Camera & Voice or Sounder Length:** 14" (355mm) including1/4" (6mm) mounting bracket.	2-1/8" D (54mm) 2-7/8" H (73mm) 10-13/16" L (275mm)
Armature Dimensions	Standard: 5/8" D (15.9mm) 2-3/8" W (60.3mm) 7-7/16" L* (188.9mm) Optional: 3/8" D (9.5mm) 2-3/8" W (60.3mm) 7-7/16" L* (188.9mm) *DSS armature plate is 10"L (254.0mm)		5/8" D (15.9mm) 2-3/8" W (60.3mm) 7-7/16" L (188.9mm)		Standard: 5/8" D (15.9mm) 2-3/8" W (60.3mm) 7-7/16" L* (188.9mm) Optional: 3/8" D (9.5mm) 2-3/8" W (60.3mm) 7-7/16" L* (188.9mm) *DSS armature plate is 10"L (254.0mm)		1/2" D (12.7mm) 1-1/2" W (38.1mm) 7-1/4" L (184.2mm)	5/16" D (7.9mm) 1-1/4" W (31.8mm) 5-1/8" L (130.2mm)	7/16" D (11.1mm) 1-1/2" W (38.1mm) 7-1/4" L (184.2mm)		3/8" D (9.5mm) 1-1/4" W (31.8mm) 5-1/8" L (130.2mm)	5/8" D (15.9mm) 2-15/32" W (61mm) 7-15/32" L (190mm)	5/8"D (16mm) 2-3/8"H (60mm) 7-7/16"L (189mm)	5/8"D (16mm) 2-3/8"H (60mm) 7-7/16"L (189mm)
Power Input Requirements	12 / 24VDC		12 / 24VDC		12 / 24VDC		12 / 24VDC	12 / 24VDC	12 / 24VDC		12 / 24VDC	12 / 24VDC	Auto Sensing 12-24VDC	Auto Sensing 12-24VDC
Current Draw (Amps)	0.28@12/24VDC (each lock)		0.59@12VDC (each lock) 0.29@24VDC (each lock)		0.28@12/24VDC		0.50@12VDC 0.25@ 24VDC	0.40@ 12VDC 0.20@24VDC	0.52@ 12VDC (each lock) 0.26@ 24VDC (each lock)		0.36@ 12VDC 0.18@ 24VDC	0.48@ 12VDC 0.24@ 24VDC	**Base Unit with External Sounder:** 0.61@ 12VDC, 0.32@ 24VDC **Voice/Sounder Unit:** 0.66@ 12VDC 0.33@ 24VDC **Camera Unit:** 0.79@ 12VDC 0.39@ 24VDC	0.58@ 12VDC, 0.29@ 24VDC
Holding Force** (On-the-door test)	1500 lbs. (680 kg) each point		1500 lbs. (680 kg) each point		1500 lbs. (680 kg)		750 lbs. (340 kg) each point	300 lbs. (136 kg)	750 lbs. (340 kg) each point		300 lbs. (136 kg)	1500 lbs. (680 kg)	up to 1200 lbs (540 kg)	1200 lbs (540 kg)
Mounting Type	Surface		Surface		Surface		Mortise	Mortise	Surface		Surface	Surface	Surface	Surface
Certifications	cULus, MEA, CSFM		cULus		cULus, MEA, CSFM		-	-	cULus		-	cULus	cULus, cURus	cULus
Monitoring Options	Door Status Sensor (DSS) Security Condition Sensor (SCS) Enhanced LED Indicator (with SCS) Low Voltage Detection (SCS)		Lock Status Sensor (LSS) - Standard Illegal Armature Plate Alarm Status Sensor - Standard LED Indicator - Standard		Door Status Sensor (DSS) Security Condition Sensor (SCS) Enhanced LED Indicator (with SCS) Low Voltage Detector (SCS)		Remote Lock Status - Standard	N/A	Door Status Sensor (DSS) Security Condition Sensor (SCS) Enhanced LED Indicator (with SCS)		N/A	Remote Lock Status - Standard	Security Condition Sensor (SCS) - Standard External Sounder - with Base Unit Built-in Sounder or Voice - Optional Built-in Camera - Optional Light Panel - Standard	Security Condition Sensor (SCS) - Standard Light Panel - Standard
Mounting Accessories	Armature Holders Angle Brackets Filler bars Spacers Conduit Mountring Bracket Top Jamb "Z" Brackets L Brackets DSS Retrofit kits Split Armature Plate (8310) Glass Door Brackets Cover Wraps		Armature Holders Angle Brackets Filler Bars Spacers Top Jamb "Z" Brackets L Brackets Glass Door Brackets		Armature Holders Glass Door Brackets DSS Retrofit Kits		Consult Factory for Special Requests	Consult Factory for Special Requests	Armature Holders Angle Brackets Filler Bars Spacers Top Jamb "Z" Brackets Glass Door Brackets Cover Wraps		Armature Holders Spacers Glass Door Brackets Angle Brackets Available Upon Request Split Armature Plate Top Jamb "Z" Brackets Available Upon Request Cover Wraps	Top Jamb "Z" Brackets Post Brackets	Armature Holders Angle Brackets Filler bars Spacers L Brackets	Armature Holders Angle Brackets Filler bars Spacers L Brackets

**Maximum rated holding force. Subject to change based on application and installation. NOTE: All specifications are subject to change without notice. RCI recommends frame reinforcement and our filtered, regulated DC voltage 10 Series Power Supply.

©2011 RUTHERFORD CONTROLS INT'L CORP. WWW.RUTHERFORDCONTROLS.COM

USA: 2517 SQUADRON COURT, SUITE 104, VIRGINIA BEACH, VA 23453 • CANADA: 210 SHEARSON CRESCENT, CAMBRIDGE, ON N1T 1J6
PHONE • 1.800.265.6630 • 519.621.7651 • FAX: 1.800.482.9795 • 519.621.7939 • E-MAIL: SALES@RUTHERFORDCONTROLS.COM

RCI® RUTHERFORD CONTROLS

In or Out... we make it Easy!®

RCI	DYNALOCK	LOCKNETICS SECURITY ENGINEERING	ROFU	SECURITRON	SECURITY DOOR CONTROLS	VON DUPRIN
DE8310 Series	3101B	—	8011-004 iMXD	Exit Check®	1511 S/T Series	—
EW8310	2101	—	—	—	—	—
8310	3000	390+	8011LC	M62	1511	390+
8310-IQ/ 8320-IQ	—	—	—	—	—	—
QS 1/2/3*	3101	—	8011-003	*	1511ATS	*
QS 1/2/3*	3111	—	—	*	1511ATS	*
QS 1/2/3*	3121	—	—	—	1511D	—
8320	3002	392	8022-002	—	1512	DD 4010
8310 x DSS	3000 x DSM	390 x DSM	8011-DSPS	—	1511 x DPS	3000 x DSM
8320 x 2-DSS	3002 x 2-DSM	392 x DSM2	—	—	1512 x 2DPS	3002 x 2-DSM
8310 x SCS	3000 x DYNST-L2	—	8011 x 002	—	—	3000 x DYNST-L2
8320 x 2-SCS	3002 x 2DYNST-L2	—	8022 x 002	—	—	3002 x 2DYNST-L2
8330/8340 MAX 34.5"/46.5"	3000 CLH	393-VLH	8011 x 099	HSH-62	1513	3000 CLH
8360	2600	320M	8000	—	1591	2600
8365	—	—	8003m	—	—	—
8371/8372	2511	320	8005	32	1581	2511
8375	—	—	8003	—	—	—
8380	2013	390G	8040	62GF	1575	2013

*RCI offers complete Delayed Egress Systems, designed for loss prevention or health care facilities.
Other accessories such as keyswitches, pushbuttons, egress switches and current transfers are also available.

NOTE: Mounting accessories such as filler plates, angle brackets, Z brackets (for inswinging doors) and special egress signs are available from most manufacturers according to each individual application. We have not included all manufacturers or brand-labeled products due to space limitations; however, the most widely marketed are listed for your reference only.

IMPORTANT: This cross-reference is based on the current data we have available to us. The manufacturers listed on this chart may have more detailed specifications available. This chart is for reference purpose only and may change without prior notice. Listings from recognized testing laboratories are available from each manufacturer and are not reflected in the chart above.

©2011 RUTHERFORD CONTROLS INT'L CORP. WWW.RUTHERFORDCONTROLS.COM
USA: 2517 SQUADRON COURT, SUITE 104, VIRGINIA BEACH, VA 23453 • CANADA: 210 SHEARSON CRESCENT, CAMBRIDGE, ON N1T 1J6
PHONE • 1.800.265.6630 • 519.621.7651 • FAX: 1.800.482.9795 • 519.621.7939 • E-MAIL: SALES@RUTHERFORDCONTROLS.COM

In or Out... we make it Easy!®

RCI 8 SERIES ELECTROMAGNETIC LOCKS

DE8310 Series



Base Unit DE8310 with External Sounder



DE8310S DE8310V with Built-In Sounder or Voice



DE8310CS DE8310CV with Built-In Camera and Voice or Built-in Sounder



EW8310



8310 / 8320





8310-IQ / 8320-IQ





8330 / 8340



8360



8365



8371 / 8372





8375



8380

