Electric Strikes

7 Series

7 Series
Centerline Adjustable Latch Entry

Fail Locked / Fail Unlocked

RCI
RUTHERFORD CONTROLS

In or Out...we make it Easy!®



SECURITY UL LISTED

Features & Benefits

- Accommodates 5/8" latch projection (pullman design not included)
- Unique anti-vibration design prevents manipulation by vibration
- Enlarged latch cavity width allows compatibility with cylindrical, narrowline aluminum and centerline mortise locks (including 3-piece anti-friction type)
- 1-1/2" cut-out depth accommodates most aluminum and wood frames
- Use with wide range of door thicknesses (1-3/8" to 2-3/8")
- AC/DC input acceptable for fail locked models. Fail unlocked mode requires DC
- Non-Handed
- Standard mounting tabs, fasteners, and trim plate included

Applications

- Commercial Centers
- Industrial Buildings
- Educational Facilities
- Retail Outlets
- Health Care Facilities
- Office Complexes

7 Series

RCI's 7 Series electric strikes allow installers to adjust the strike pivot horizontally for precise alignment.

Unique anti-vibration design prevents manipulation by vibration.

Crossed wires are never a problem, as the coil is non polarity-conscious.

Accessories

BXES2.....Weldable Box (7104/7304 & 7114/7314 Only)
47HK9.....Standard strike mounting hardware kit
4/7JIG.....Frame Prep Jig
930-LG.....Standard Profile Latch Guard
LEK.....Lip extension kit for retrofit (specify 1", 2" or 3")
MSK10.....1/16" mounting spacer for added latch depth (up to 11/16")
MSK11.....1/8" mounting spacer for added latch depth (up to 3/4"). Specify this spacer for use with mortise locks.
SMT-01.....Strike Marking Template Kit
TP47-5PK.....4/7 Series Trim Plate - 5 pk (Not Available for 7119, 7319 Models)

Options

3, 4, 10, 10B, 32 Special Finishes

Highlights

- 1/8" Horizontal adjustment
- UL 1034 burglary-resistant
- Non-Handed
- Modular design
- Stainless steel faceplate (standard finish - 32D)
- 3-year limited warranty

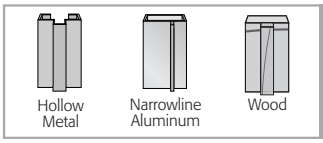

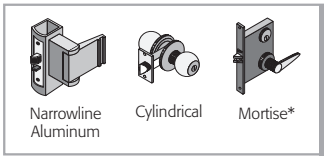

Specifications

7114, 7104, 7105
7314, 7304, 7305

RUTHERFORD CONTROLS

In or Out...we make it Easy!®



7114/7314
1-1/4"W x 4-7/8"H ANSI
(31.75 x 123.83mm)
Hollow Metal



7104/7304
1-1/4"W x 4-7/8"H ANSI
(31.75 x 123.83mm)
Aluminum



7105/7305
1-1/8"W x 5-7/8"H
(28.58 x 149.23mm)
Aluminum or Wood

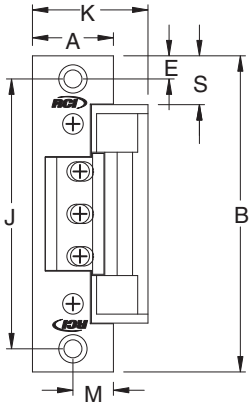

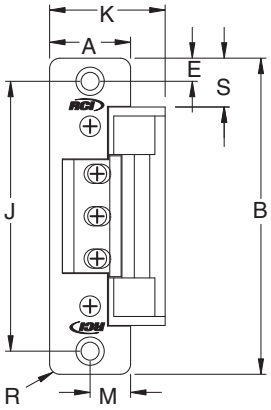

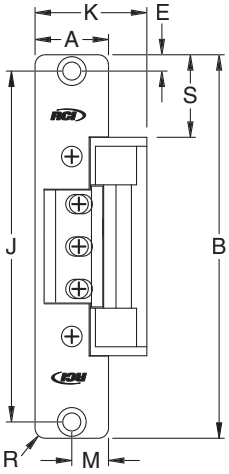

PROFILE MEASUREMENT	71/7314 INCHES	71/7314 DECIMAL	71/7314 METRIC (mm)	71/7304 INCHES	71/7304 DECIMAL	71/7304 METRIC (mm)	71/7305 INCHES	71/7305 DECIMAL	71/7305 METRIC (mm)
A	1-1/4	1.25	31.75	1-1/4	1.25	31.75	1-1/8	1.125	28.58
B	4-7/8	4.875	123.83	4-7/8	4.875	123.83	5-7/8	5.875	149.23
E	3/8	0.375	9.53	3/8	0.375	9.53	1/4	0.25	6.35
J	4-1/8	4.125	104.78	4-1/8	4.125	104.78	5-3/8	5.375	136.53
K	1-3/4	1.750	44.45	1-3/4	1.750	44.45	1-11/16	1.688	42.86
M	5/8	0.625	15.88	5/8	0.625	15.88	9/16	0.563	14.29
R	–	–	–	5/32	0.156	3.97	5/32	0.156	3.97
S	3/4	0.75	19.05	3/4	0.75	19.05	1-1/4	1.25	31.75

©2011 RUTHERFORD CONTROLS INT'L CORP. WWW.RUTHERFORDCONTROLS.COM
USA: 2697 INTERNATIONAL PARKWAY, PKWY 5, VIRGINIA BEACH, VA 23452 • CANADA: 210 SHEARSON CRESCENT, CAMBRIDGE, ON N1T 1J6
PHONE • 1.800.265.6630 • 519.621.7651 • FAX: 1.800.482.9795 • 519.621.7939 • E-MAIL: SALES@RUTHERFORDCONTROLS.COM

Specifications

7107, 7108, 7119
7307, 7308, 7319

RUTHERFORD CONTROLS

In or Out...we make it Easy!®

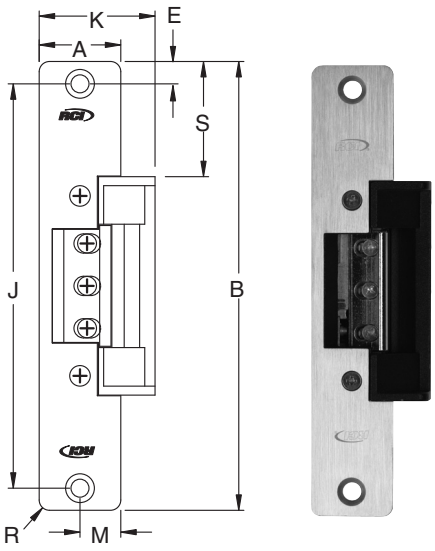

7107/7307
1-1/4"W x 6-7/8"H
(31.75 x 174.63mm)
Aluminum or Wood

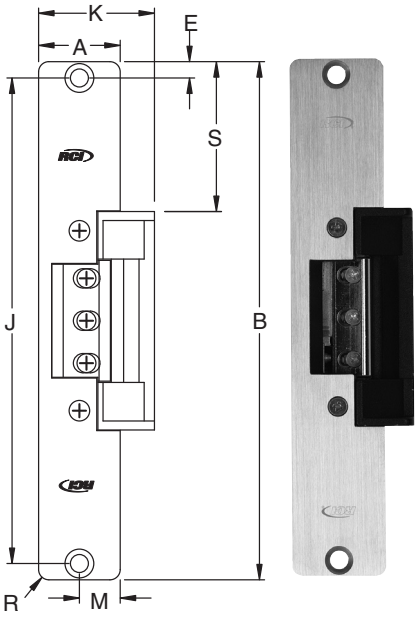

7108/7308
1-7/16"W x 7-15/16"H
(36.51 x 201.61mm)
Aluminum or Wood

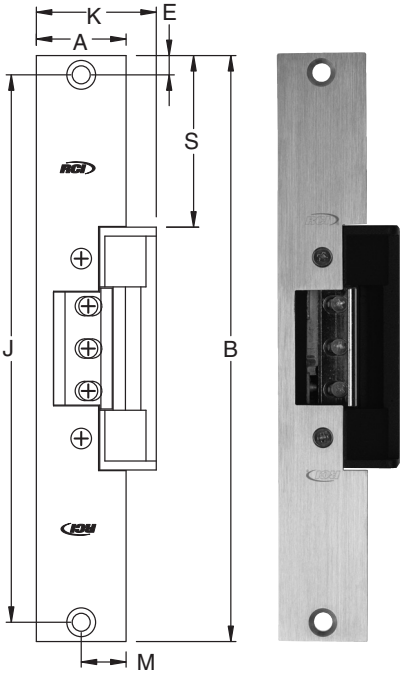

7119/7319
1-3/8"W x 9"H
(34.93 x 228.60mm)
Hollow Metal or Wood

PROFILE MEASUREMENT	71/7307 INCHES	71/7307 DECIMAL	71/7307 METRIC (mm)	71/7308 INCHES	71/7308 DECIMAL	71/7308 METRIC (mm)	71/7319 INCHES	71/7319 DECIMAL	71/7319 METRIC (mm)
A	1-1/4	1.25	31.75	1-7/16	1.438	36.51	1-3/8	1.375	34.93
B	6-7/8	6.875	174.63	7-15/16	7.938	201.61	9	9.00	228.60
E	3/8	0.375	9.53	1/4	0.250	6.35	5/16	0.312	7.94
J	6-1/8	6.125	155.58	7-7/16	7.438	188.91	8-3/8	8.375	212.73
K	1-3/4	1.750	44.50	1-3/4	1.750	44.45	1-53/64	1.828	46.43
M	5/8	0.625	15.88	23/32	0.719	18.26	11/16	0.688	17.46
R	5/32	0.156	3.97	5/32	0.156	3.97	–	–	–
S	1-3/4	1.75	44.45	2-9/32	2.281	57.94	2-5/8	2.625	66.68

©2011 RUTHERFORD CONTROLS INT'L CORP. WWW.RUTHERFORDCONTROLS.COM
USA: 2697 INTERNATIONAL PARKWAY, PKWY 5, VIRGINIA BEACH, VA 23452 • CANADA: 210 SHEARSON CRESCENT, CAMBRIDGE, ON N1T 1J6
PHONE • 1.800.265.6630 • 519.621.7651 • FAX: 1.800.482.9795 • 519.621.7939 • E-MAIL: SALES@RUTHERFORDCONTROLS.COM

Specifications

7 Series

RUTHERFORD CONTROLS

In or Out...we make it Easy!®

Model(s)	Mode	Voltage	Current	Duty	Sound	Amps*	Ohms†
71XX-01	Fail Locked	11-16V	AC	Intermittent	Buzz	0.35/0.55	22.5
71XX-05D	Fail Locked	12V	DC	Continuous	Silent	0.28	43
71XX-07	Fail Locked	24V	AC	Intermittent	Buzz	0.50	41
71XX-08D	Fail Locked	24V	DC	Continuous	Silent	0.15	170
73XX-06	Fail Unlocked	12V	DC	Continuous	Silent	0.24	51
73XX-09	Fail Unlocked	24V	DC	Continuous	Silent	0.15	160

NOTE: XX = Faceplate Code. Intermittent Duty = Energized less than 1 min. Continuous Duty = Energized 1 min. or more. Duty Ratio 1:5. *Ratings are based on maximum current draw at +10°C and include initial power-up current draw. †Nominal resistance at +25°C ± 7% tolerance.

Profiles														
MEASUREMENT	C	D	F	G	H	L	N	P	Q	T	U	V	W	Y
FRACTIONAL INCHES	3-3/8	7/8	1/8	1-3/4	9/16	1-1/2	3/8	1/2	3/4	1-7/8	1	3	5/16	7/8
DECIMAL INCHES	3.375	0.875	0.125	1.750	0.563	1.50	0.375	0.500	0.750	1.875	1.00	3.00	0.313	0.875
METRIC mm	85.73	22.23	3.18	44.45	14.29	38.10	9.53	12.70	19.05	47.63	25.40	76.20	7.95	22.20

NOTE: Dimensions shown below with 04 faceplate. Dimensions for U and Y will vary ± 1/16" with horizontal adjustment.

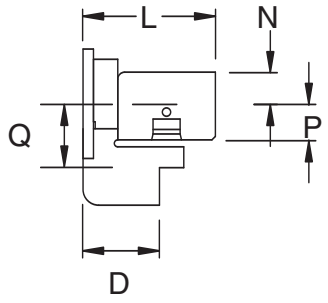

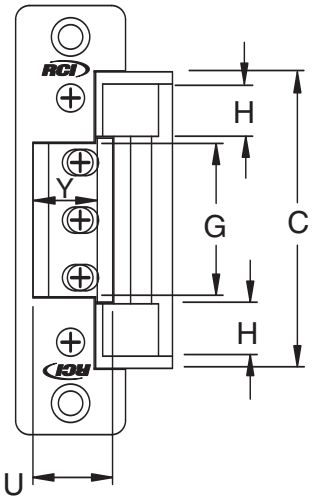

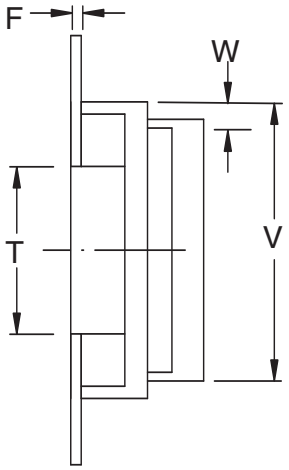

NOTE: Not to scale. Specifications are subject to change without notice.

RCI also offers a complete line of Electromagnetic Locks, Electric Locks, Switches, Power Supplies, Keypads & Readers, Exit Devices, Systems & Door Hardware

©2011 RUTHERFORD CONTROLS INT'L CORP. WWW.RUTHERFORDCONTROLS.COM
USA: 2697 INTERNATIONAL PARKWAY, PKWY 5, VIRGINIA BEACH, VA 23452 • CANADA: 210 SHEARSON CRESCENT, CAMBRIDGE, ON N1T 1J6
PHONE • 1.800.265.6630 • 519.621.7651 • FAX: 1.800.482.9795 • 519.621.7939 • E-MAIL: SALES@RUTHERFORDCONTROLS.COM