



XE360™ Series

Wireless Tubular Lock



Overview

Building upon the innovation and reliability of Schlage electronic locks, the XE360 Series is the next generation of wireless locks from this trusted brand. The sleek design offers customers a solution that looks as good as it performs – at an affordable price point.

XE360 currently works within No-Tour or offline access control systems. Credential support includes smart, Bluetooth and NFC mobile¹.

The open architecture design of the XE360 allows it to be managed by Allegion software or be integrated into popular physical access control and Proptech systems through our [PACS Alliance](#) program. This enables customers to choose what best fits their requirements now and transition to another solution at any time.

The XE360 Series is also available as mortise, mortise deadbolt or exit trim and suites with other Schlage families to provide a wide selection of attractive options to meet the requirements of nearly any opening.

Encryption Key & Credential Interoperability

- Hardware configured with our default encryption key or custom key developed by Schlage Custom Encryption Key Service (SCEKS) including NXP and NFC
- Schlage MIFARE® DESFire® and MIFARE Classic® credentials
- Schlage Mobile Bluetooth® Credential
- Other competitive credentials

Schlage Credential Services

- CardTrax™ credential format sequencing service offering industry standard formats
- Custom format development

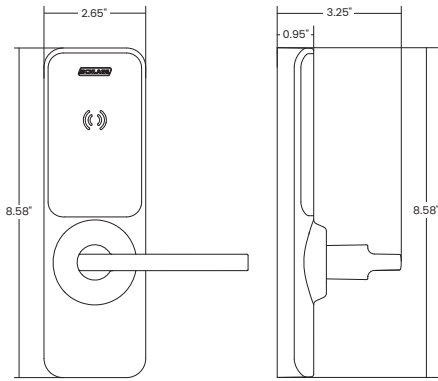
Features & Benefits

- Next level design inside and out
 - Credential support includes Schlage MIFARE®, Bluetooth® and NFC mobile¹
 - Available with LED indicator or interior push button LED with indicator
 - Advanced encryption keeps data and communications safe
 - Wireless configuration using connected smartphones or tablets
 - No-Tour or offline system capability
 - Ready for the future with the innovative Flex Module™ that allows for communication type, memory and encryption upgrades
 - Exceeds Grade 2 testing for exceptional quality and reliability
 - Open architecture – interoperable and simple for software alliances to integrate
 - Works seamlessly with other Schlage wireless locks, including Schlage Control²
 - Uniquely concealed key override standard on all locks
1. Use of mobile credential is dependent on availability of compatible mobile credential
 2. Check with your Proptech or PACS provider for specific support

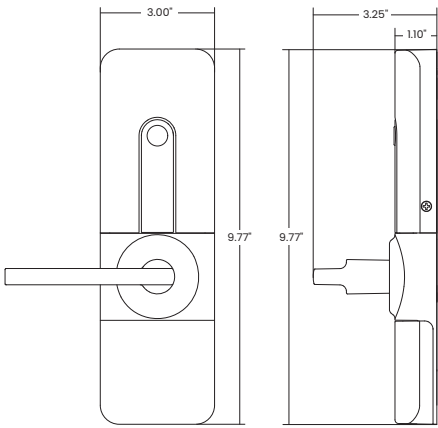
CYBERSECURITY

Learn about Allegion's commitment

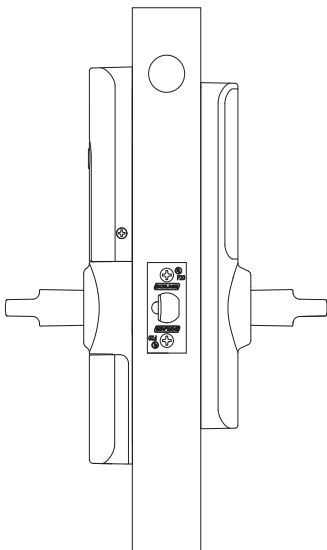
Exterior



Interior



Profile



XE360 Wireless Electronic Lock Specifications

Users	2,000 ¹
Audits	2,000 ¹
Visual communications	LED (red, amber, green, blue)
Audible communications	Yes, field configurable
Communication and encryption standards – lock	Bluetooth® Low Energy (version 5) Advanced Encryption Standard (AES), 128- and 256-bit
Communication and encryption standards – mobile credentials	Bluetooth® Low Energy: AES 256-bit using CBC & ECDSA 256
Credential verification time	Smart: ≤ 1 second Mobile: mobile device dependent
System interface	Via Bluetooth using the ENGAGE mobile app compatible with iOS and Android
Battery life ²	Up to two 2 years 4 AA batteries, included
Operating temperature	Exterior: -31° to 151°F (-35° to 66°C) Interior: 32° to 120°F (0° to 49°C)
Operating humidity	0 - 100% non-condensing
Certifications	ANSI/BHMA A156.2-2022 Grade 2; ANSI/BHMA A156.25-2023 Locked Outdoor Type; ANSI/BHMA A156.5-2020; UL 294; ULC 60839; UL 10C 3-hour; CAN/ULC S104 3-hour; FCC Part 15; Industry Canada (IC); Industry Canada (IC)-RSS210; ADA Compliant ³ ; RoHS; REACH; TAA; FL10356

Functionality⁴

- With Indicator (I)
 - Storeroom
- With Button (B)
 - Office
 - Privacy
 - Apartment

Available Status Signals⁴

- Battery level
- Door position
- Lock/unlock
- Request-to-exit

Connectivity Options

- Mobile (Bluetooth at the lock)
- No-Tour⁵

Note: Door Position Sensor is recommended for privacy and apartment functions

1. Maximum storage capacity of lock; can vary by access control software
 2. Assuming default settings, 40 actuations per day
 3. See 'Lever Styles' section for available options
 4. Consult your access control software provider for specific scope of support
 5. With MT20W and smart credential or mobile credential (consult your access control software provider for specific support)

XE360 Tubular Mechanical Specifications

Chassis	Tubular
Handing	On-site handing with included hex key
ANSI standard (Meets or exceeds)	ANSI/BHMA A156.02-2022 Grade 2 ANSI/BHMA A156.25-2023 Locked outdoor type ANSI/BHMA A156.5-2020
Door thickness	1-3/4" (44mm)
Backset	Standard: 2-3/4" (70mm), field adjustable to 2-3/8" (60mm)
Latchbolt	1" x 2-1/4" (25mm x 57mm); square and round corner faceplate; 1" (25mm) edge bore required
Levers	Zinc
Strike	Standard: 1-1/8" (29mm) lip, ANSI, 1-1/8" x 2-3/4" (29mm x 70mm), no box Optional: Additional strike lip lengths and ANSI strike box available
Stile width	Minimum 4-1/4" (108mm)
Materials	All-metal chassis and escutcheon; exterior polycarbonate elements
Cylinder and keys	Schlage Classic C keyway, Conventional 6-pin cylinder with two keys

Reader Specifications

Credential technologies	Smart (13.56 MHz), Bluetooth Low Energy (LE) (2.4 GHz), and Near Field Communication (NFC)
Standards	ISO standard 15693 and ISO 14443
Read range	Smart: up to .5" Bluetooth® Low Energy: up to 15' NFC: mobile device dependent
Smart credential support	Secure application area: Schlage MIFARE Classic®, Schlage MIFARE® DESFire® EV1/EV2/EV3 CSN only: HID iCLASS®, HID iCLASS SE®, MIFARE Classic/DESFire
Mobile credential support ¹	Schlage Mobile Bluetooth Credential, Integrated PACS mobile credential with Bluetooth, Apple Wallet® NFC student ID and employee badge; Google Wallet™ NFC student ID and employee badge

Chassis Options

The XE360 Series portfolio offers tubular, mortise, mortise deadbolt and exit trim solutions to fit the needs of most applications.

Key Override

Key override is standard on all XE360 locks. The unique design conceals the cylinder in the bottom edge of the lock to preserve the sleek look on the door while still allowing emergency access using a key.



¹ Dependent on PACS provider capabilities. Visit us.allegion.com/alliances for more information

Ordering Information

XE360 - T - OF - I - SM - LAT - 626 - P6 - C - 47535555 - A500-074 - 134

Series	Chassis	Class	Function	Reader	Lever Style	Finish	Key Cylinder	Keyway	Backset & Latch	Strike	Door Thickness
1	2	3	4	5	6	7	8	9	10	11	12

Selections correspond with the numbers above. See price book for specific configuration options.

4 Function	
I	Indicator
B	Button
5 Reader	
SM	Smart; Bluetooth and NFC mobile
6 Lever Style	
BRW	Broadway
LAT	Latitude
NEP	Neptune
LON-E	Longitude-extended length

7 Finish	
619	Satin Nickel
622	Matte Black
626	Satin Chrome
8 Key Cylinder	
P6	Schlage Conventional, 6-pin
9 Keyway	
C	Schlage Classic Obverse

10 Backset & Latch	
47535555	Adjustable backset: 2-3/8" or 2-3/4"; 1" x 2-1/4" (round and square corner included); 1" edge bore required
11 Strike	
A500-074	Standard: 1-1/8" lip, ANSI, 1-1/8" x 2-3/4", no box
See price book for additional strike lip lengths and ANSI strike box options.	
12 Door Thickness	
134	1-3/4" only

Lever Styles



Broadway Latitude Neptune (Sparta)

Longitude - Extended Length

Extended length lever is designed to lower required operational force and improve rotational grip for higher accessibility.

Finishes



619 Satin Nickel 622 Matte Black 626 Satin Chrome

Allegion, the Allegion logo, Schlage and the Schlage logo are trademarks of Allegion plc, its subsidiaries and/or affiliates in the United States and other countries. The HID, iCLASS, and iCLASS SE trademarks owned by ASSA ABLOY. MIFARE and DESFire are registered trademarks of NXP B.V. All other trademarks are the property of their respective owners.