

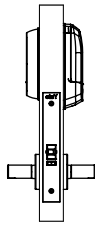
# Functions

## SECTIONAL MORTISE

### NTM630 Pushbutton NTM640 Touchscreen

#### No Deadbolt Without Cylinder Override

- For doors that do not require mechanical key override.
- Latchbolt retracted by lever either side, except when outside lever is locked
- Deadlocking latchbolt.

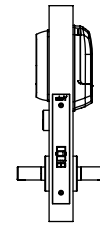


Outside Inside

### NTM610 Pushbutton NTM620 Touchscreen

#### No Deadbolt With Cylinder Override

- For doors that require mechanical key override.
- Latchbolt retracted by lever either side, except when outside lever is locked.
- When outside lever is locked, latchbolt is operated by key outside.
- Deadlocking latchbolt.

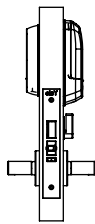


Outside Inside

### NTM635 Pushbutton NTM645 Touchscreen

#### Deadbolt without cylinder override

- Latchbolt retracted by lever either side, except when outside lever is locked.
- Deadbolt operated by thumbturn inside.
- When deadbolt is projected, lever is automatically locked.
- Anti-panic operation. Operating inside lever automatically retracts latch bolt and deadbolt with outside lever remaining locked.
- Deadlocking latchbolt.

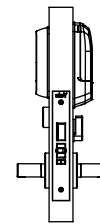


Outside Inside

### NTM615 Pushbutton NTM625 Touchscreen

#### Deadbolt with cylinder override

- Latchbolt retracted by lever either side, except when outside lever is locked.
- Deadbolt operated by key outside, thumbturn inside.
- When outside lever is locked, latchbolt and deadbolt are operated by key outside.
- When deadbolt is projected, lever is automatically locked.
- Anti-panic operation. Operating inside lever automatically retracts latchbolt and deadbolt with outside lever remaining locked.
- Deadlocking latchbolt.



Outside Inside



## Technology Options

### CYLINDRICAL & MORTISE

NR	Keypad only, no radio
HA2	Zigbee wireless communication
ZW2	Z-Wave wireless communication

Yale Accentra™ Data-on-Card module available only through Authorized Channel Partners. Please contact your Door Security Solutions sales consultant for more information.



**Zigbee Module**



**Z-Wave Module**