Corbin Russwin
ASSA ABLOY

Functions

ML2000 Series

Outside	Inside	Series/Function	Type	ANSI No.	Function Description
A02	A02 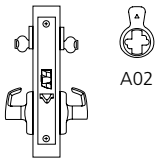	ML2052 (VR) (HSS)	Classroom Intruder	F32	• Latchbolt by grip either side, unless outside grip is locked by key either side. • Latchbolt by key when outside grip locked. • Auxiliary latch deadlocks latchbolt. • Inside grip always free. • Outside grip remains locked unless unlocked by key either side. Note: Not available with indicator, specify ML2002.
A02	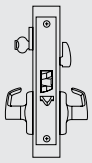	ML2053 (VR) (HSS)	Entrance or Office	—	• Latchbolt by grip either side, unless outside grip is locked or unlocked by key or thumbturn. • Outside grip locked or unlocked by key or thumbturn. • Latchbolt by key when outside grip locked. • Auxiliary latch deadlocks latchbolt. • Inside grip always free.
A01	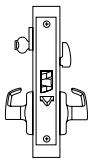	ML2054 (VR) (HSS)	Entrance or Office	F04	• Latchbolt by grip either side, unless outside grip is locked. • Outside grip locked or unlocked by thumbturn. • Latchbolt by key when outside grip locked. • Auxiliary latch deadlocks latchbolt. • Inside grip always free. • Multi-function capable, see page 10 for more info.
A02	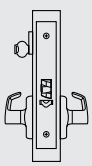	ML2055 (VR) (HSS)	Classroom	F05	• Latchbolt by grip either side, unless outside grip is locked by key outside • Latchbolt by key when outside grip locked. • Auxiliary latch deadlocks latchbolt. • Inside grip always free. • Outside grip remains locked unless unlocked by key. Note: Not available with indicator, specify ML2003.
A02	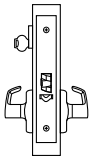	ML2056 (VR) (HSS)	Classroom Holdback	F06	• Latchbolt by grip either side, unless outside grip is locked or unlocked by key. • Latchbolt by key outside when outside grip is locked. • Latchbolt can be held in a retracted position by key, or released by key. • Auxiliary latch deadlocks latchbolt. • Inside grip always free. Note: Not approved for use on U.L. fire listed applications.
A01	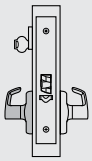	ML2057 (VR) (HSS)	Storeroom or Closet	F07	• Latchbolt by grip inside or by key outside. • Outside grip always rigid. • Auxiliary latch deadlocks latchbolt. • Inside grip always free.
A02	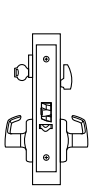	ML2058 (HSS)	Entrance or Office Holdback	—	• Latchbolt by grip either side, unless outside grip is locked. • Outside grip locked or unlocked by key or thumbturn. • Latchbolt retracted by key outside when outside grip is locked. • Latchbolt can be held in a retracted position by key or thumbturn, or released by key or thumbturn. • Auxiliary latch deadlocks latchbolt. • Inside grip always free. Note: Not approved for use on U.L. fire listed applications.
A01	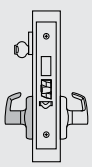	ML2059	Security Storeroom or Closet	—	• Latchbolt and deadbolt by grip inside or by key outside. • Inside grip simultaneously retracts deadbolt & latchbolt. • Outside grip always rigid. • Auxiliary latch deadlocks latchbolt. • Inside grip always free.

 Indicates rigid grip.

(VR) Indicates function available in Vandal Resistant Trim.

(HSS) Indicates function available in Anti-Harm Trim.

Copyright © 2001-2019, ASSA ABLOY Access and Egress Hardware Group, Inc. All rights reserved. Reproduction in whole or in part without the express written permission of ASSA ABLOY Access and Egress Hardware Group, Inc. is prohibited. Patent pending and/or patent www.assaabloydss.com/patents.

Experience a safer and more open world