# 20W Single Output Industrial DIN Rail Power Supply MDR-20 series



■ Features :

- Universal AC input/Full range
- Protections: Short circuit / Overload / Over voltage
- Cooling by free air convection
- Can be installed on DIN rail TS-35/7.5 or 15
- Built in DC OK active signal
- LED indicator for power on
- No load power consumption<0.75W
- 100% full load burn-in test
- 3 years warranty

## SPECIFICATION

| MODEL | | MDR-20-5 | MDR-20-12 | MDR-20-15 | MDR-20-24 |
|---|---|---|---|---|---|
| OUTPUT | DC VOLTAGE | 5V | 12V | 15V | 24V |
| | RATED CURRENT | 3A | 1.67A | 1.34A | 1A |
| | CURRENT RANGE | 0 ~ 3A | 0 ~ 1.67A | 0 ~ 1.34A | 0 ~ 1A |
| | RATED POWER | 15W | 20W | 20W | 24W |
| | RIPPLE & NOISE (max.) Note.2 | 80mVp-p | 120mVp-p | 120mVp-p | 150mVp-p |
| | VOLTAGE ADJ. RANGE | 4.75 ~ 5.5V | 10.8 ~ 13.2V | 13.5 ~ 16.5V | 21.6 ~ 26.4V |
| | VOLTAGE TOLERANCE Note.3 | ±2.0% | ±1.0% | ±1.0% | ±1.0% |
| | LINE REGULATION | ±1.0% | ±1.0% | ±1.0% | ±1.0% |
| | LOAD REGULATION | ±1.0% | ±1.0% | ±1.0% | ±1.0% |
| | SETUP, RISE TIME Note.5 | 500ms, 30ms/230VAC 1000ms, 30ms/115VAC at full load | | | |
| | HOLD UP TIME (Typ.) | 50ms/230VAC 20ms/115VAC at full load | | | |
| INPUT | VOLTAGE RANGE | 85 ~ 264VAC 120 ~ 370VDC | | | |
| | FREQUENCY RANGE | 47 ~ 63Hz | | | |
| | EFFICIENCY (Typ.) | 76% | 80% | 81% | 84% |
| | AC CURRENT (Typ.) | 0.55A/115VAC 0.35A/230VAC | | | |
| | INRUSH CURRENT (Typ.) | COLD START 20A/115VAC 40A/230VAC | | | |
| | LEAKAGE CURRENT | <1mA / 240VAC | | | |
| PROTECTION | OVERLOAD | 105 ~ 160% rated output power | | | |
| | | Protection type : Constant current limiting, recovers automatically after fault condition is removed | | | |
| | OVER VOLTAGE | 5.75 ~ 6.75V | 13.8 ~ 16.2V | 17.25 ~ 20.25V | 27.6 ~ 32.4V |
| | | Protection type : Shut down o/p voltage, re-power on to recover | | | |
| FUNCTION | DC OK ACTIVE SIGNAL (max.) | 3.75 ~ 6V / 50mA | 9 ~ 13.5V / 40mA | 11.5 ~ 16.5V / 40mA | 18 ~ 27V / 20mA |
| ENVIRONMENT | WORKING TEMP. | -20 ~ +70℃ (Refer to "Derating Curve") | | | |
| | WORKING HUMIDITY | 20 ~ 90% RH non-condensing | | | |
| | STORAGE TEMP., HUMIDITY | -40 ~ +85℃, 10 ~ 95% RH | | | |
| | TEMP. COEFFICIENT | ±0.03%/℃ (0 ~ 50℃) | | | |
| | VIBRATION | Component:10 ~ 500Hz, 2G 10min./1cycle, 60min. each along X, Y, Z axes; Mounting: Compliance to IEC60068-2-6 | | | |
| SAFETY & EMC (Note 4) | SAFETY STANDARDS | UL508, TUV EN60950-1 approved | | | |
| | WITHSTAND VOLTAGE | I/P-O/P:3KVAC I/P-FG:2KVAC O/P-FG:0.5KVAC | | | |
| | ISOLATION RESISTANCE | I/P-O/P, I/P-FG, O/P-FG:100M Ohms / 500VDC / 25℃/ 70% RH | | | |
| | EMC EMISSION | Compliance to EN55011, EN55022 (CISPR22), EN61204-3 Class B, EN61000-3-2,-3 | | | |
| | EMC IMMUNITY | Compliance to EN61000-4-2, 3, 4, 5, 6, 8, 11, EN55024,EN61000-6-1,EN61204-3, light industry level, criteria A | | | |
| OTHERS | MTBF | 236.9K hrs min. MIL-HDBK-217F (25℃) | | | |
| | DIMENSION | 22.5*90*100mm (W*H*D) | | | |
| | PACKING | 0.19Kg; 72pcs/14.7Kg/0.91CUFT | | | |

NOTE

1. All parameters NOT specially mentioned are measured at 230VAC input, rated load and 25℃ of ambient temperature.
2. Ripple & noise are measured at 20MHz of bandwidth by using a 12" twisted pair-wire terminated with a 0.1uf & 47uf parallel capacitor.
3. Tolerance : includes set up tolerance, line regulation and load regulation.
4. The power supply is considered a component which will be installed into a final equipment. The final equipment must be re-confirmed that it still meets EMC directives. For guidance on how to perform these EMC tests, please refer to “EMI testing of component power supplies.” (as available on http://www.meanwell.com)
5. Length of set up time is measured at cold first start. Turning ON/OFF the power supply may lead to increase of the set up time.

## ■ Mechanical Specification

Case No. 956 Unit:mm

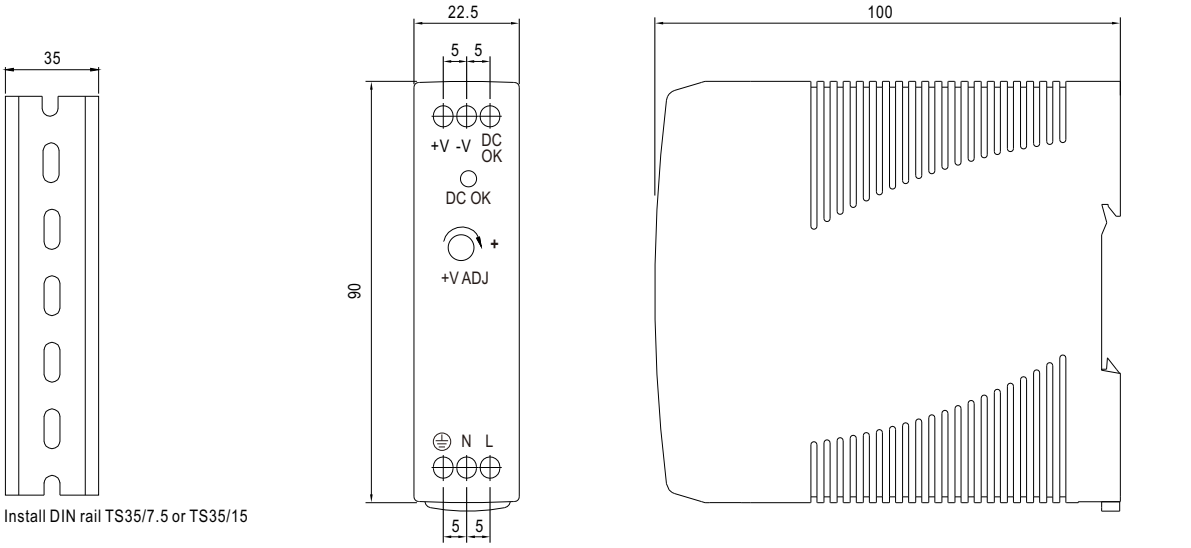


Install DIN rail TS35/7.5 or TS35/15

## ■ Block Diagram

fosc : 60KHz

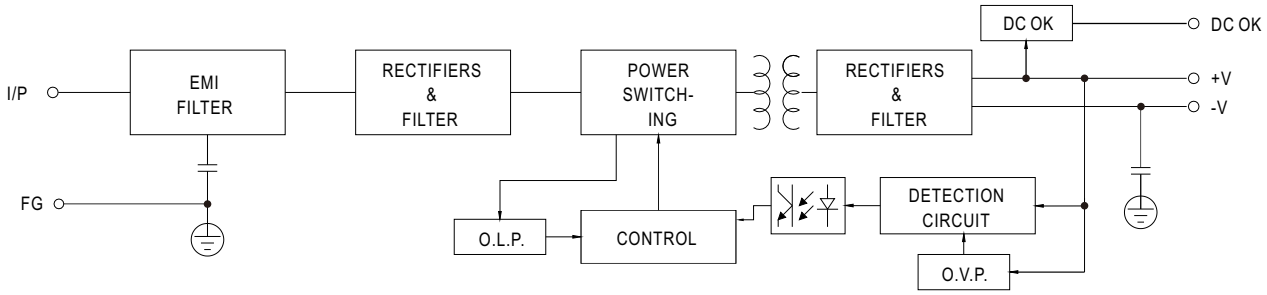


## ■ Application of DC OK Active Signal

**(a) 5V signal**

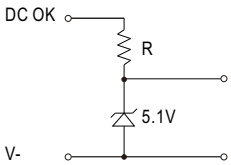


| Model | R |
|---|---|
| 5V | ≧200Ω |
| 12V | ≧1.5KΩ |
| 15V | ≧2KΩ |
| 24V | ≧3.9KΩ |

**(b) LED**

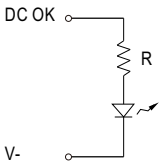


| Model | R |
|---|---|
| 5V | ≧1KΩ |
| 12V | ≧2.4KΩ |
| 15V | ≧3KΩ |
| 24V | ≧4.7KΩ |

**(c) Relay**

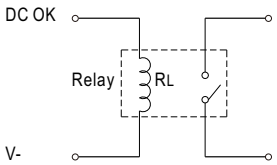


| Model | RL |
|---|---|
| 5V | ≧120Ω |
| 12V | ≧700Ω |
| 15V | ≧700Ω |
| 24V | ≧1.2KΩ |

## ■ Derating Curve

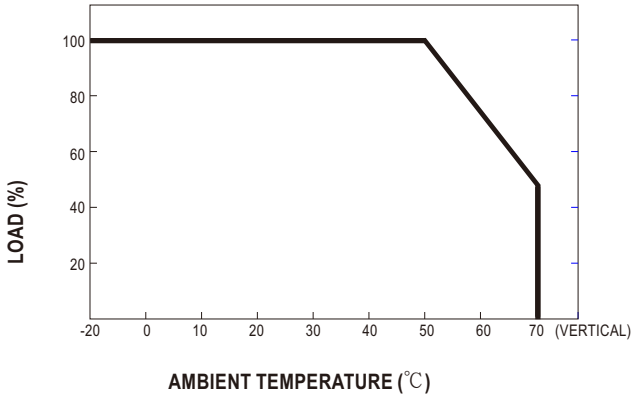


AMBIENT TEMPERATURE (℃)

## ■ Output Derating VS Input Voltage

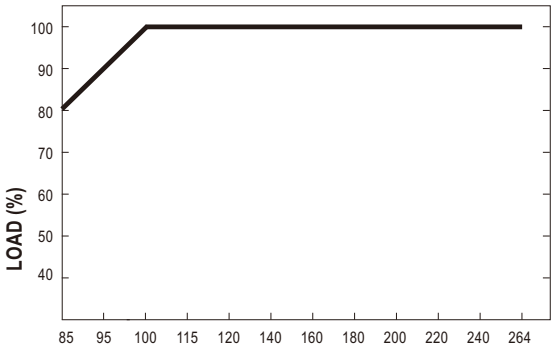


INPUT VOLTAGE (VAC) 60Hz

# Mouser Electronics

Authorized Distributor

Click to View Pricing, Inventory, Delivery & Lifecycle Information:

Mean Well:

MDR-20-5 MDR-20-15 MDR-20-24 MDR-20-12