This is a <u>SUPPLEMENT SHEET</u> to the Standard Installation Instructions

(Use this sheet for preparation of the door frame and the installation of the adaptor plate only)
(Use the installation instructions packed with the door closer for installation sequence and adjustments)

RP75-M2020 Adapter Plate for Regular Arm and Parallel Arm Applications To Retrofit a Norton® 7500 Door Closer For An Rixson M2020 Door Closer

Regular Arm Mount

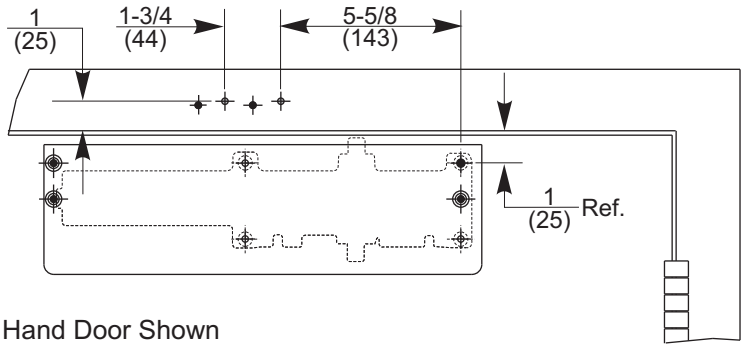

Left Hand Door Shown

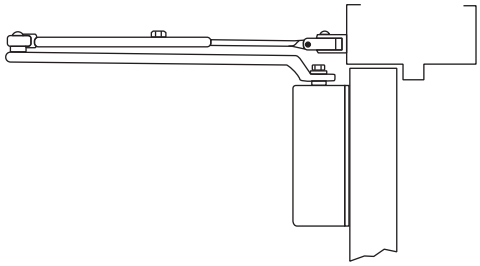

Indicates holes previously drilled Indicates holes required All dimensions are inch (mm)

Parallel Arm Mount

(For use on Standard Parallel (NHO), PR, CLP, CPS applications only. Not valid for Unitrol® appliactions.)

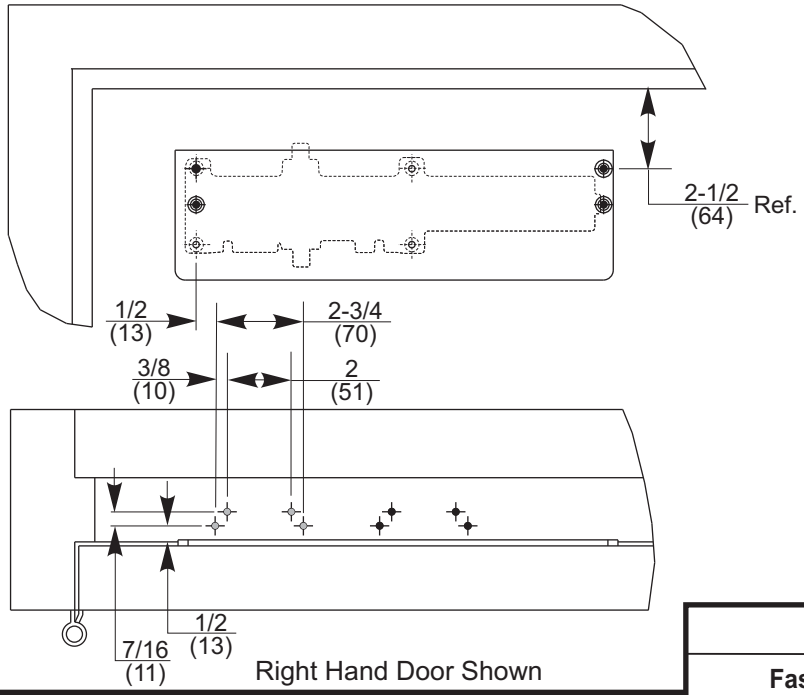

Right Hand Door Shown

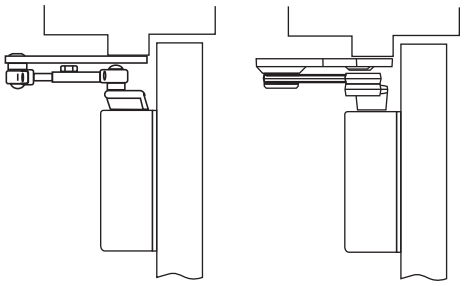

Standard Parallel (Non-Hold Open only) PR, CLP, CPS

- Remove old closer body and arm assembly from door and frame.
- Using illustrations at left, drill and/or tap holes in frame as shown for Regular or Parallel Arm Mount (see "Preparation for Fasteners at right).
- Using existing holes, attach adaptor plate to door using three 1/4"-20 x 9/16" screws provided **thru the countersunk holes of the adaptor plate**. Thru bolt applications may require different fasteners
- Attach door closer to adaptor plate using three 1/4"-20 x 2" and one 1/4" - 20 x 2-1/4" screws provided (see Installation Instructions)
- Attach arm assembly to frame and closer pinion (see installation instructions)

Preparation for Fasteners		
Fasteners	**Door or Frame**	**Drill-Sizes**
Self-Drilling Screw	Aluminum or Metal	No drill required
	Wood (see Note)	3/16" (4.30 mm)
1/4" - 20 machine screw	Metal	Drill: #7 (0.201" dia.) Tap: 1/4" - 20

Note: Wood doors/frames **MUST** have pilot hole when using Self-Drilling Screws.

ASSA ABLOY
ASSA ABLOY, the global leader in door opening solutions
3000 Highway 74 East • Monroe, NC 28112
Tel: (877)-974-2255 • Fax: (800)-338-0965
www.nortondoorcontrols.com

Norton ® is a registered trademark of Yale Security Inc., an ASSA ABLOY Group company.
Copyright © 2004, 2008 Yale Security Inc., an ASSA ABLOY Group company. All rights reserved.
Reproduction in whole or in part without the express written permission of Yale Security Inc. is prohibited.

80-9377-1603-020 (07-08)