This is a <u>SUPPLEMENT SHEET</u> to the Standard Installation Instructions

(Use this sheet for preparation of the door frame and the installation of the adaptor plate only)
(Use the installation instructions packed with the door closer for installation sequence and adjustments)

RP75-4010 Adapter Plate for Regular Arm and Parallel Arm Applications To Retrofit a Norton® 7500 Door Closer For An LCN 4010 Door Closer

Regular Arm Mount

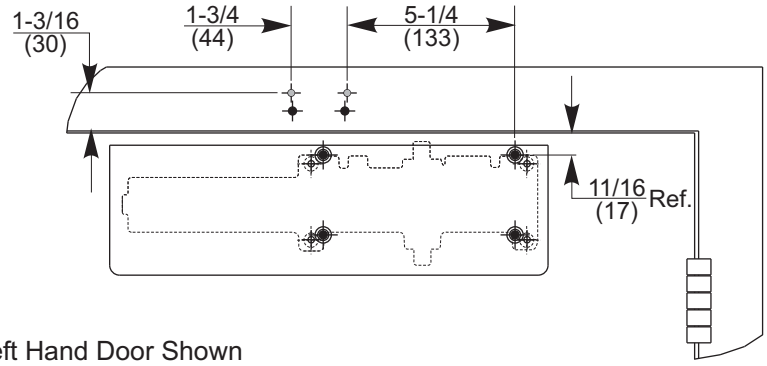

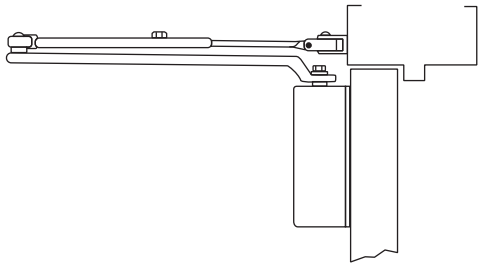

Left Hand Door Shown

✦ Indicates holes previously drilled ✦ Indicates holes required All dimensions are inch (mm)

Parallel Arm Mount

(For use on Standard Parallel (NHO), PR, CLP, CPS applications only. Not valid for Unitrol® appliactions.)

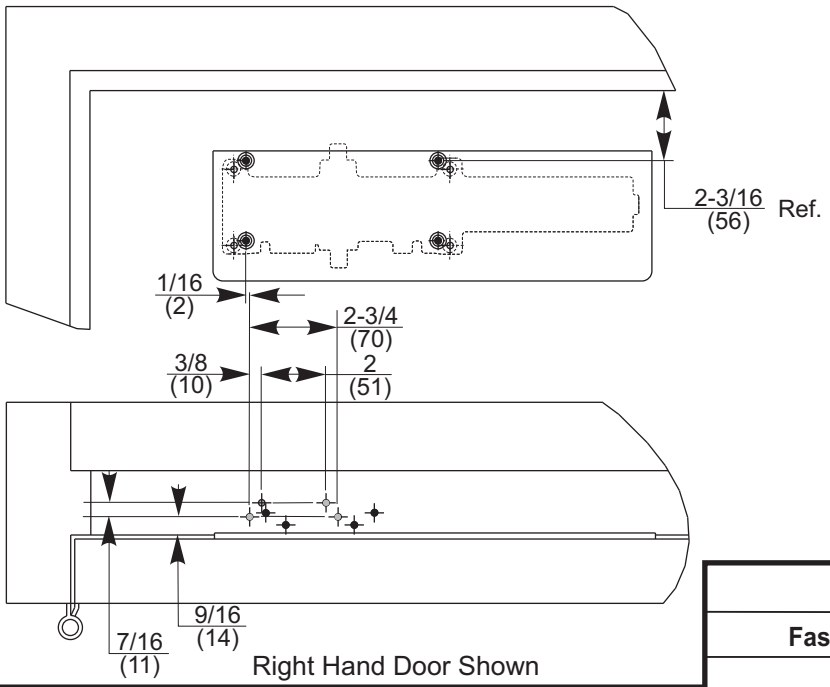

Right Hand Door Shown

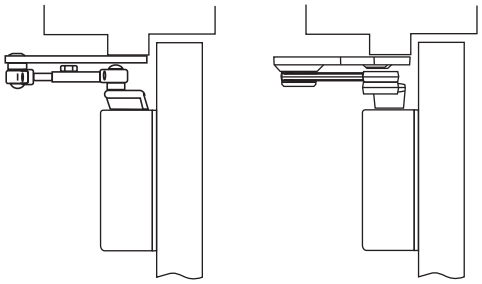

Standard Parallel (Non-Hold Open only)

PR, CLP, CPS

- Remove old closer body and arm assembly from door and frame.
- Using illustrations at left, drill and/or tap holes in frame as shown for Regular or Parallel Arm Mount (see "Preparation for Fasteners at right).
- Using existing holes, attach adaptor plate to door using 1/4"-20 x 9/16" screws provided. Thru bolt applications may require different fasteners
- Attach door closer to adaptor plate using 1/4"-20 x 2" screws provided (see Installation Instructions)
- Attach arm assembly to frame and closer pinion (see installation instructions)

Preparation for Fasteners		
Fasteners	**Door or Frame**	**Drill-Sizes**
Self-Drilling Screw	Aluminum or Metal	No drill required
	Wood (see Note)	3/16" (4.30 mm)
1/4" - 20 machine screw	Metal	Drill: #7 (0.201" dia.) Tap: 1/4" - 20

Note: Wood doors/frames **MUST** have pilot hole when using Self-Drilling Screws.

Norton

ASSA ABLOY

ASSA ABLOY, the global leader in door opening solutions

3000 Highway 74 East • Monroe, NC 28112
Tel: (877)-974-2255 • Fax: (800)-338-0965
www.nortondoorcontrols.com

Norton ® is a registered trademark of Yale Security Inc., an ASSA ABLOY Group company.
Copyright © 2004, 2008 Yale Security Inc., an ASSA ABLOY Group company. All rights reserved.
Reproduction in whole or in part without the express written permission of Yale Security Inc. is prohibited.

80-9377-1601-020 (07-08)