STANLEY Commercial Hardware

QDC-300 Installation Instructions

Door Closer with Drop Plate

Incorrect installation or adjustment could cause damage or injury. Read and follow the instructions carefully.

PULL SIDE (Regular Arm Installation) DROP PLATE:

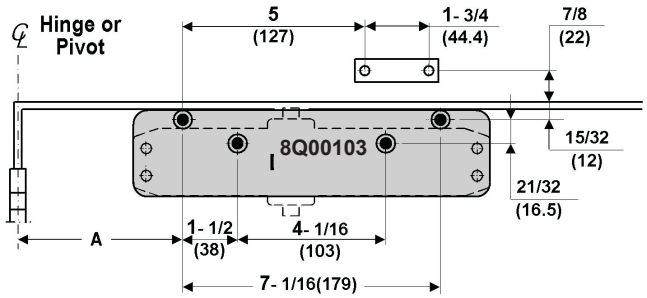

RIGHT HAND DOOR SHOWN, LEFT HAND OPPOSITE.

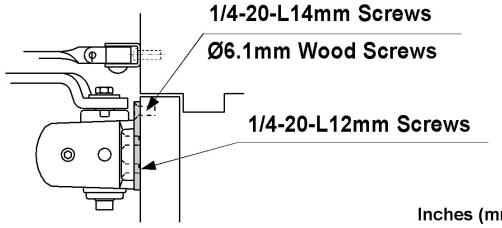

- Do Not Scale Drawing
- Dimensions: inches(mm)

Inches (mm)

Door Opening	Dim. A	
to 100°	8	(203)
101° to 120°	7	(178)
121° to 180°	4-1/2	(114)

PUSH SIDE (Top Jamb Installation) DROP PLATE:

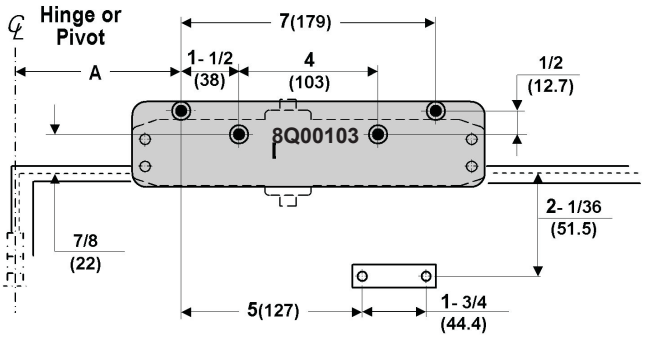

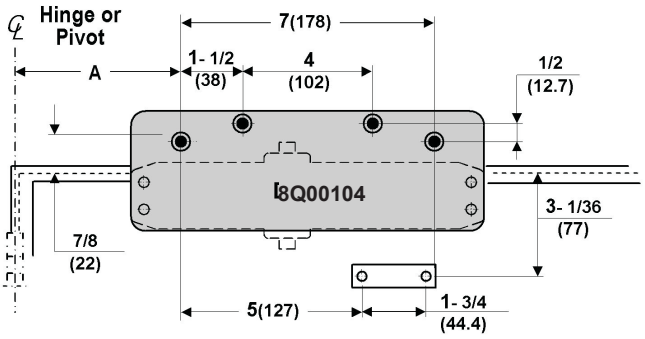

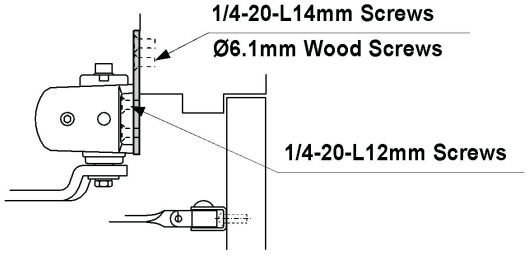

- Do Not Scale Drawing
- Dimensions: inches(mm)

LEFT HAND DOOR SHOWN, RIGHT HAND OPPOSITE.

Inches (mm)

Door Opening	Dim. A	
to 100°	8-1/2	(216)
101° to 120°	7	(178)
121° to 180°	4-1/2	(114)

PUSH SIDE (Parallel Arm Installation) DROP PLATE:

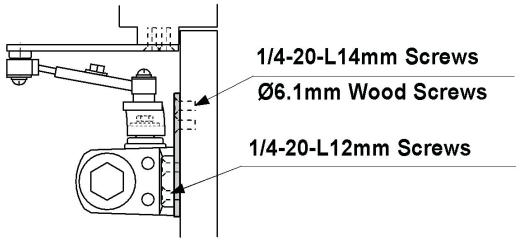

Inches (mm)

	Door Opening	Dim. A	Dim. B	Dim. C	Dim. D	Dim. E	Dim. F
STANDARD ARM	to 100°	8-5/8 (219)	2-1/8 (54)	9-1/4 (235)	2-3/4 (70)	2 (51)	7/16 (11)
	101° to 130°	7-1/8 (181)	2-1/8 (54)	7-3/4 (197)			
	131° to 180°	5-1/8 (130)	2-1/8 (54)	5-3/4 (146)			

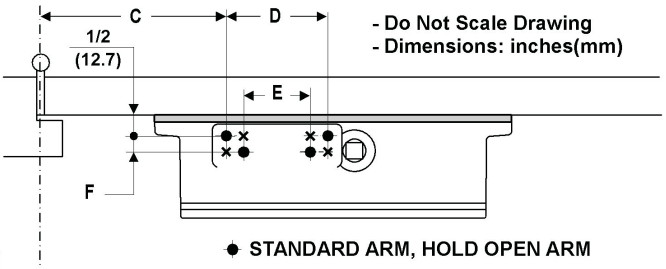

- Do Not Scale Drawing
- Dimensions: inches(mm)

● STANDARD ARM, HOLD OPEN ARM

✶ CUSH ARM

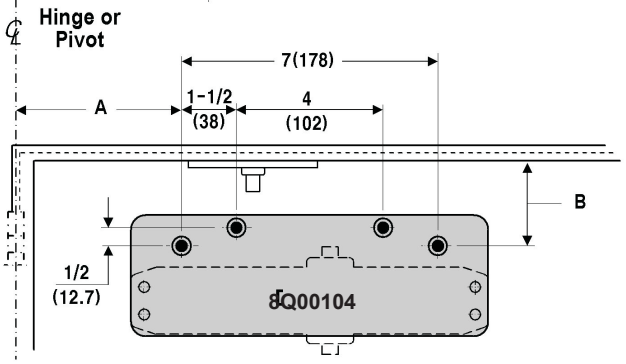

LEFT HAND DOOR SHOWN, RIGHT HAND OPPOSITE.

Français - Instructions d'installation pour QDC-300 séries avec CALE DE FERME-PORTE

L'ajustement ou l'installation incorrect a pu causer des dommages ou des dommages physiques. Lisez et suivez les instructions soigneusement.

CÔTE D'OÙ L'ON TIRE (Installation du Bras Régulier) CALE DE FERME-PORTE

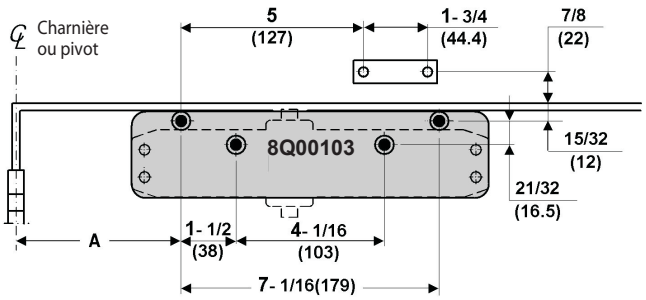

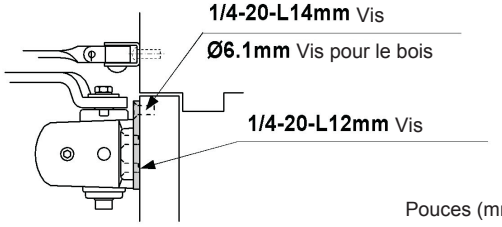

Pouces (mm)

Ouverture de la porte	Dim. A	
to 100°	8	(203)
101° to 120°	7	(178)
121° to 180°	4-1/2	(114)

- Ne pas dessiner à l'échelle
- Dimensions : Pouces (mm)

PORTE AVEC LA POIGNÉE À DROITE MONTRÉE, L'OPPOSÉ DE LA POIGNÉE À GAUCHE

CÔTE D'OÙ L'ON POUSSE (Installation sur le montant supérieur du cadre de porte) CALE DE FERME-PORTE

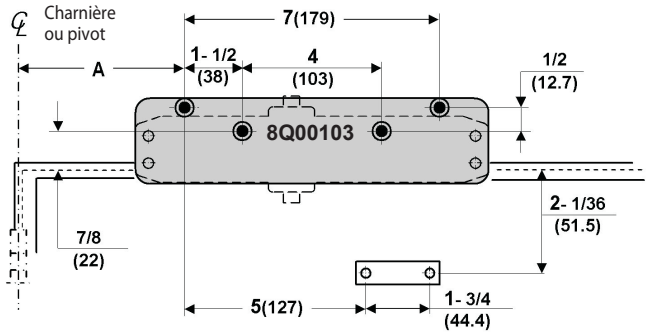

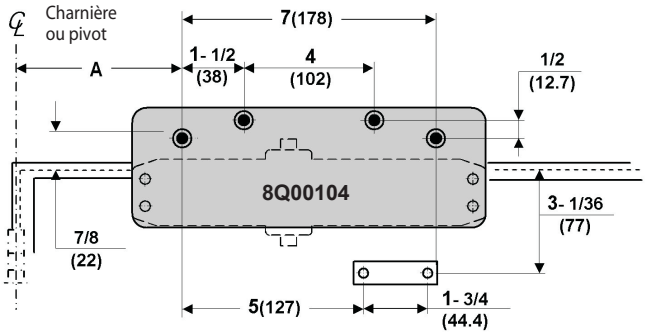

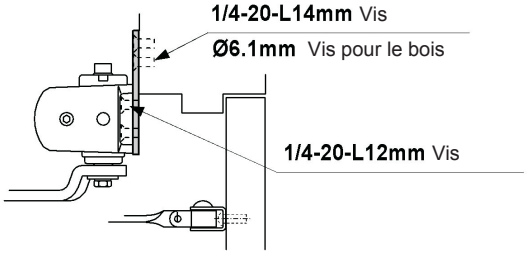

Pouces (mm)

Ouverture de la porte	Dim. A	
to 100°	8-1/2	(216)
101° to 120°	7	(178)
121° to 180°	4-1/2	(114)

- Ne pas dessiner à l'échelle
- Dimensions : Pouces (mm)

PORTE AVEC LA POIGNÉE À GAUCHE MONTRÉE, L'OPPOSÉ DE LA POIGNÉE À DROITE

CÔTE D'OÙ L'ON POUSSE (Installation du bras parallèle) CALE DE FERME-PORTE

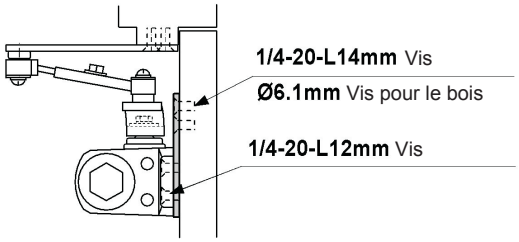

Pouces (mm)

	Ouverture de la porte	Dim. A	Dim. B	Dim. C	Dim. D	Dim. E	Dim. F
BRAS STANDARD	to 100°	8-5/8 (219)	2-1/8 (54)	9-1/4 (235)	2-3/4 (70)	2 (51)	7/16 (11)
	101° to 130°	7-1/8 (181)	2-1/8 (54)	7-3/4 (197)			
	131° to 180°	5-1/8 (130)	2-1/8 (54)	5-3/4 (146)			

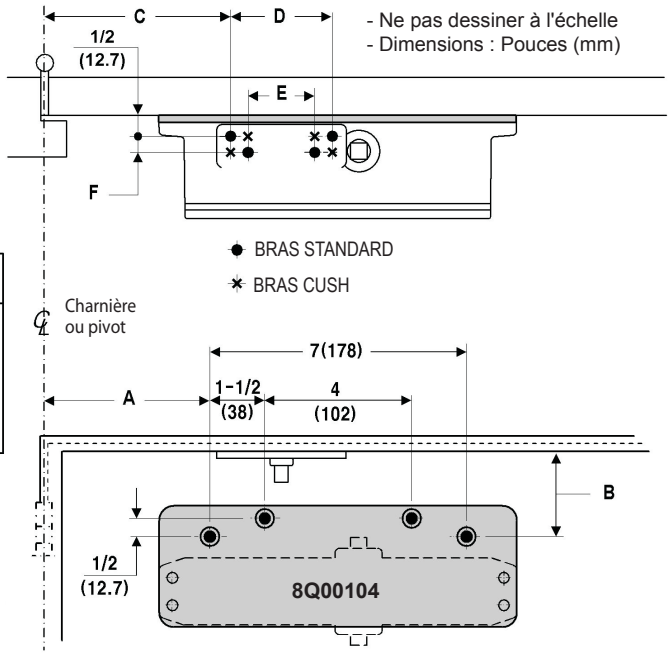

- Ne pas dessiner à l'échelle
- Dimensions : Pouces (mm)

PORTE AVEC LA POIGNÉE À GAUCHE MONTRÉE, L'OPPOSÉ DE LA POIGNÉE À DROITE

Español - Instrucciones de instalación para
QDC-300 series con LÁMINA DE CONTACTO

La incorrecta instalación o el ajuste incorrecta podría causar daño o lesión. Lea y siga las instrucciones cuidadosamente.

LADO DE ESTIRAR (Instalación Normal del Brazo) LÁMINA DE CONTACTO

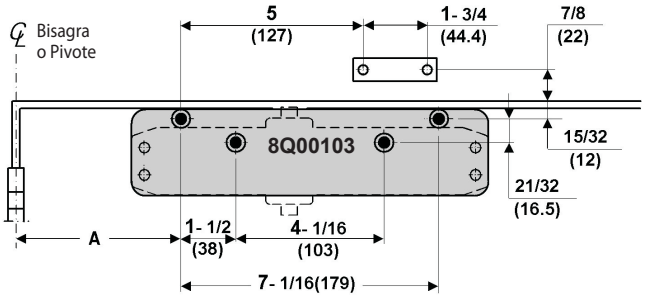

SE MUESTRA LA PUERTA DE ORIENTACIÓN DERECHA, LA PUERTA DE ORIENTACIÓN IZQUIERDA ES AL REVÉS

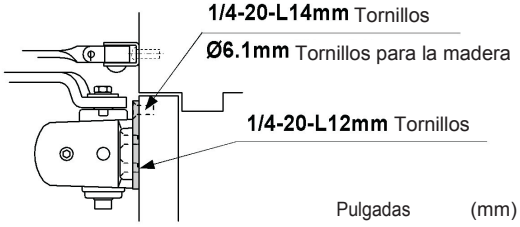

- El Grabado No Está a Escala
- Dimensiones: Pulgadas (mm)

Pulgadas (mm)

Apertura de la Puerta	Dim. A	
to 100°	8	(203)
101° to 120°	7	(178)
121° to 180°	4-1/2	(114)

LADO DE EMPUJAR (Instalación de la Parte Superior del Marco) LÁMINA DE CONTACTO

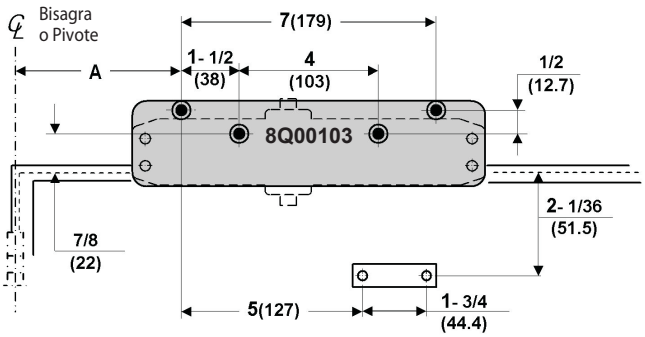

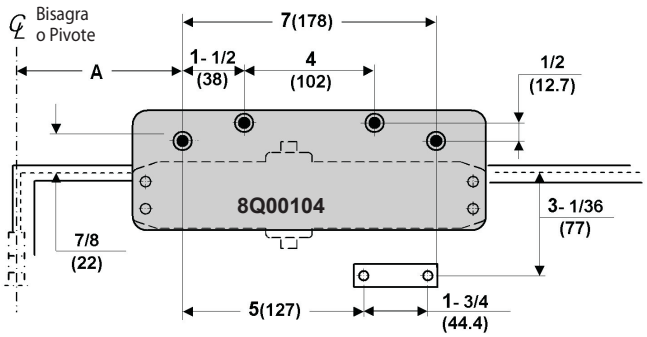

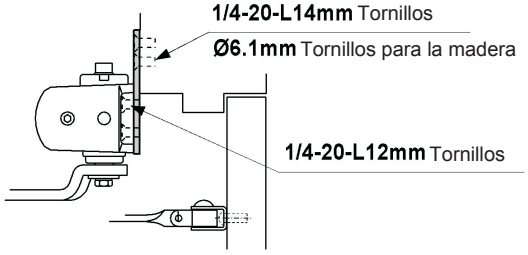

- El Grabado No Está a Escala
- Dimensiones: Pulgadas (mm)

SE MUESTRA LA PUERTA DE ORIENTACIÓN IZQUIERDA ,
LA PUERTA DE ORIENTACIÓN DERECHA ES AL REVÉS

Pulgadas (mm)

Apertura de la Puerta	Dim. A	
to 100°	8-1/2	(216)
101° to 120°	7	(178)
121° to 180°	4-1/2	(114)

LADO DE EMPUJAR (Instalación del Brazo Paralelo) LÁMINA DE CONTACTO

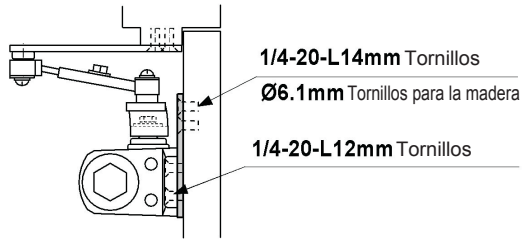

Pulgadas (mm)

	Apertura de la Puerta	Dim. A	Dim. B	Dim. C	Dim. D	Dim. E	Dim. F
BRAZO ESTÁNDAR	to 100°	8-5/8 (219)	2-1/8 (54)	9-1/4 (235)	2-3/4 (70)	2 (51)	7/16 (11)
	101° to 130°	7-1/8 (181)	2-1/8 (54)	7-3/4 (197)			
	131° to 180°	5-1/8 (130)	2-1/8 (54)	5-3/4 (146)			

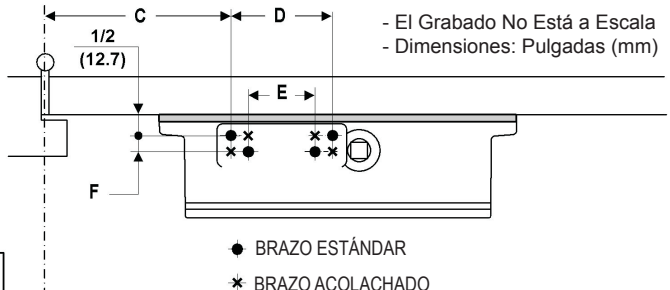

- El Grabado No Está a Escala
- Dimensiones: Pulgadas (mm)

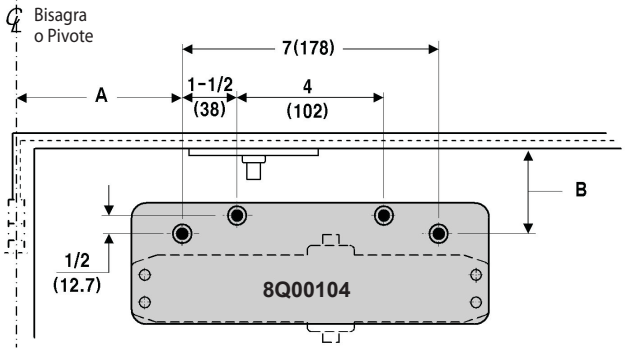

SE MUESTRA LA PUERTA DE ORIENTACIÓN IZQUIERDA ,
LA PUERTA DE ORIENTACIÓN DERECHA ES AL REVÉS

ENGLISH – QDC-300 DOOR CLOSER ADJUSTMENTS

For assistance or warranty Information:
Call 1-855-365-2407 or visit
www.stanleysecuritysolutions.com

CLOCKWISE FOR FULL NUMBERS (+)

COUNTERCLOCKWISE FOR NEGITIVE NUMBERS (–)

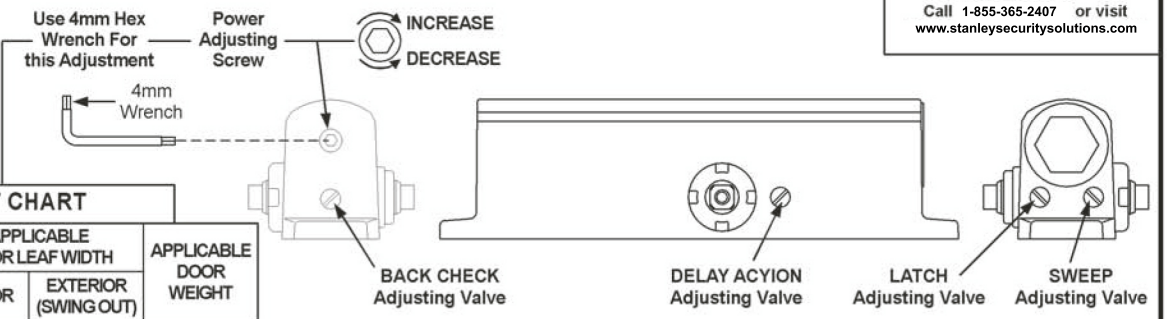

POWER ADJUSTMENT CHART

DOOR CLOSER SIZE	FULL TURNS OF POWER ADJUSTING SCREW	APPLICABLE DOOR LEAF WIDTH		APPLICABLE DOOR WEIGHT
		INTERIOR	EXTERIOR (SWING OUT)	
1	-4	32"(0.81m)	28"(0.71m)	33~56 LBS (15~30 Kg)
2	-2	36"(0.91m)	32"(0.81m)	56~99 LBS (30~45 Kg)
3	0 (PRESET)	42"(1.07m)	36"(0.91m)	99~143 LBS (45~55 Kg)
4	+3	48"(1.22m)	42"(1.07m)	143~187 LBS (65~85 Kg)
5	+7	54"(1.37m)	48"(1.22m)	187~264 LBS (85~120 Kg)
6	+11	58"(1.47m)	54"(1.37m)	264~330 LBS (120~150 Kg)

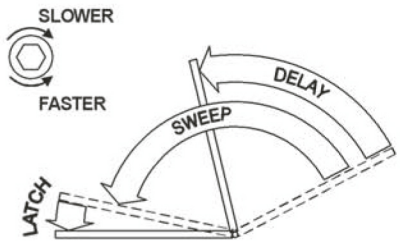

CLOSING CYCLE

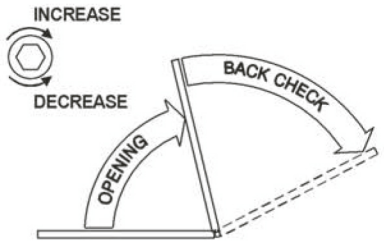

OPENING CYCLE

FRANCAIS – QDC-300 AJUSTEMENT DU FERME-PORTE.

Pour l'aide ou informations sur la garantie, veuillez appeler le 1-800-392-5209 ou visiter www.k2commercialhardware.com

DANS LE SENS DES AIGUILLES D'UNE MONTRE POUR LES VALEURS POSITIVES (+)

DANS LE SENS CONTRAIRE DES AIGUILLES D'UNE MONTRE POUR LES VALEURS NÉGATIVE (–)

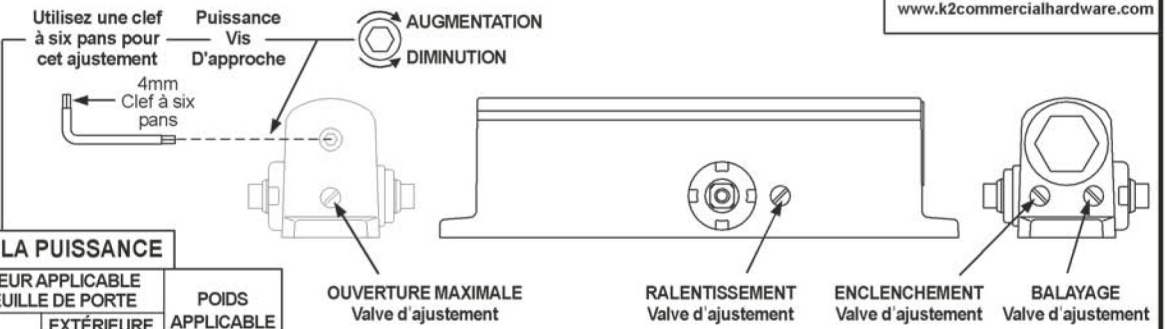

TABLEAU D'AJUSTEMENT DE LA PUISSANCE

TAILLE DE FERME-PORTE	PLEINS TOURS DE VIS DE RÉGLAGE DE PUISSANCE	LARGEUR APPLICABLE DE FEUILLE DE PORTE		POIDS APPLICABLE DE PORTE
		INTÉRIEURE	EXTÉRIEURE OSCILLATION DEHORS	
1	– 4	32" (0.81m)	28" (0.71m)	33~56 LBS (15~30 Kg)
2	– 2	36" (0.91m)	32" (0.81m)	56~99 LBS (30~45 Kg)
3	0 (PRÉRÉGLEZ)	42" (1.07m)	36" (0.91m)	99~143 LBS (45~55 Kg)
4	+ 3	48" (1.22m)	42" (1.07m)	143~187 LBS (65~85 Kg)
5	+ 7	54" (1.37m)	48" (1.22m)	187~264 LBS (85~120 Kg)
6	+ 11	58" (1.47m)	54" (1.37m)	264~330 LBS (120~150 Kg)

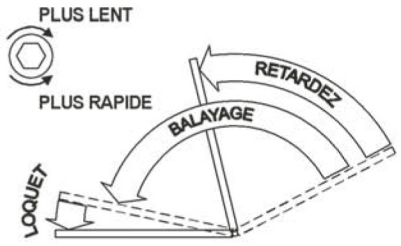

CYCLE DE FERMETURE

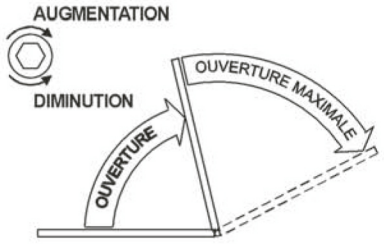

CYCLE DE OUVERTURE

ESPAÑOL – QDC-300 AJUSTES DEL CERRADOR DE LA PUERTA

Si desea ayuda o información sobre la garantia, llame al 1-800-392-5209 o visite www.k2commercialhardware.com

EN LA DIRECCIIÓN DE LAS AGUJAS DEL RELOJ PARA VER LOS NÚMEROS COMPLETOS (+)

EN DIRECCIÓN CONTRARIA A LAS AGUJAS DEL RELOJ PARA VER LOS NÚMEROS NÉGATIVOS (–)

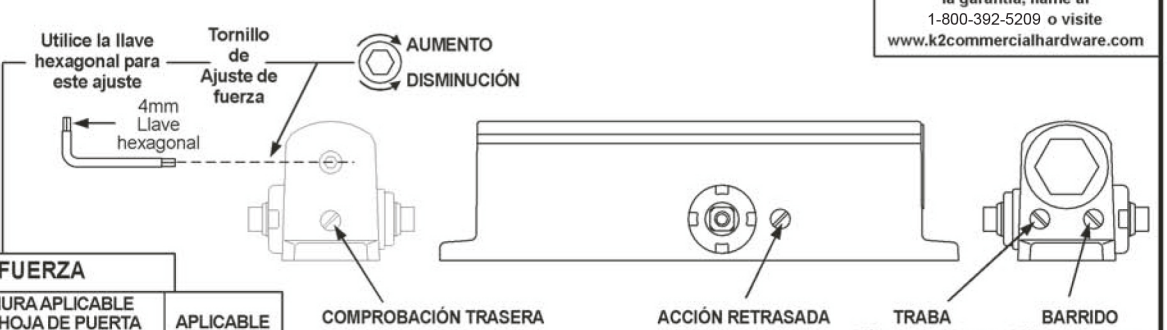

TABLA DE AJUSTE DE FUERZA

TAMAÑO DEL CERRA-DOR	VUELTAS COMPLETAS DEL TORNILLO DE AJUSTE DE FUERZA	ANCHURA APLICABLE DE LA HOJA DE PUERTA		APLICABLE PESO DE LA PUERTA
		INTERIOR	EXTERIOR OSCILACIÓN HACIA FUERA	
1	– 4	32" (0.81m)	28" (0.71m)	33~56 LBS (15~30 Kg)
2	– 2	36" (0.91m)	32" (0.81m)	56~99 LBS (30~45 Kg)
3	0 (PREPROGRAMADO)	42" (1.07m)	36" (0.91m)	99~143 LBS (45~55 Kg)
4	+ 3	48" (1.22m)	42" (1.07m)	143~187 LBS (65~85 Kg)
5	+ 7	54" (1.37m)	48" (1.22m)	187~264 LBS (85~120 Kg)
6	+ 11	58" (1.47m)	54" (1.37m)	264~330 LBS (120~150 Kg)

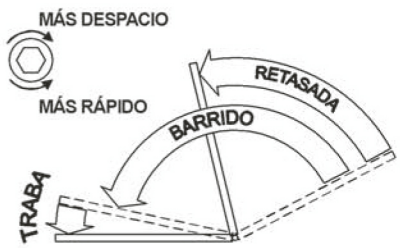

CICLO DE CERRADO

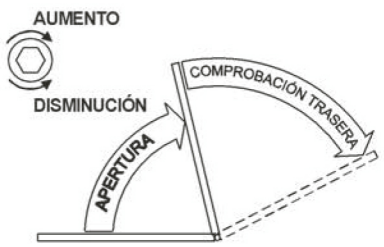

CICLO DE APERTURA

Copyright © 2013 Stanley Black and Decker 5026899-04