

# 100, 300, 400 Series Alarmed Hardware

## Premier Product

### 300 Series exit alarm

#### General Specifications:

**Chassis**—Paddle, chassis and cover made from a non-ferrous alloy. Cover 12-3/4" (323.85 mm) x 2" (50.8 mm) x 2-5/8" (66.67 mm); paddle projection 3-1/4" (88.25 mm); length to end of paddle 10-3/8" (263.52 mm).

**Power/Electronics**—9 volt battery powered. Modern solid state electronics.

**Latch**—3/4" (19.05 mm) latchbolt monitored by an electronic sensor switch. Any unauthorized movement of the latchbolt will cause unit to go into alarm.

**Doors**—For outward swinging doors 1-3/4" (44.45 mm) thick with a 4" minimum stile.

**Alarm/Horn**—Alarm sounds for 2 minutes, shuts off and automatically rearms itself. Piercing, dual frequency pulsating horns. Rated for 90 decibels at 6 feet.

**Cylinders**—Inside cylinder operation to arm or disarm unit using 1-1/8" (28.57 mm) mortise cylinder. (Order cylinder separately).

**Hand**—Reversible. Units are packed RHRB.

#### Features:

**Model 330**—Auto relatching.

Red LED indicator flashes when violation occurs. Light continues to flash beyond alarm cycle and can only be turned off by the inside key.

One chassis will accept all available trim options.

Unit must be activated to test available battery power.

Low battery alert feature causes unit to chirp intermittently to indicate low battery power.



#### Finishes

Powder coated painted finishes: AL, BRZ, RD.

Hardware finishes: US10, US10B, US26, US26D.

#### Certification and Compliance

 **UL listed. Designed to meet ANSI 156.5-1984 and A117.1-1980 for Accessibility Standards.**

### 400 Series exit alarm

#### General Specifications:

**Chassis**—Chassis and cover made from a non-ferrous alloy, 12-3/4" (323.85 mm) x 2" (50.8 mm) x 2-5/8" (66.67 mm).

**Touchbar**—Rolled steel touchbar assembly to fit 30" (762.0 mm) to 36" (914.40 mm) door furnished standard. Bars to fit 24" (609.60 mm) to 30" (762.0 mm) and 37" (939.80 mm) to 48" (1219.20 mm) available. Can be cut to size in the field. Specify door width.

**Power/Electronics**—9 volt battery powered. Modern, solid state electronics.

**Latch**—3/4" (19.05 mm) latchbolt monitored by an electronic sensor switch. Any unauthorized movement of the latchbolt will cause the unit to go into alarm.

**Doors**—for outward swinging doors 1-3/4" (44.45 mm) thick with 4" (101.60 mm) minimum stile.

**Horn/Alarm**—Piercing, dual frequency pulsating horns. Rated for 90 decibels at 6 feet. Alarm sounds for two minutes then, shuts down and rearms automatically. A 15 second delay feature allows authorized egress without sounding alarm.

**Cylinders**—Inside cylinder operation to arm or disarm unit using a 1-1/8" (28.57 mm) mortise cylinder. (Order cylinder separately).

**Hand**—Reversible. Unit is packed RHRB.

#### Features:

**Model F430**—Fire rated.

**Model 430**—Red LED indicator flashes when violation occurs. Light continues to flash beyond alarm cycle and can only be turned off by the inside key.

Units set up to accept outside cylinder operation as standard.

One chassis will accept all available trim options.

Unit must be activated to test available battery power.

Low battery alert feature causes unit to chirp intermittently to indicate low battery power.




#### Finishes:

Powder coated painted finishes: AL, BRZ, RD.

Hardware finishes: US10, US10B, US26, US26D.

#### Certification and Compliance:

 **UL listed for exit hardware. Also available UL rated for fire exit hardware (Prefix "F" to model number).**

Designed to meet ANSI 156.3-1984 and A117.1-1980 for Accessibility Standards.

Packed - 1 each.

# 100, 300, 400 Series Alarmed Hardware

## Premier Product

### 100, 300, 400 Series trim

#### Exit Alarm Trim

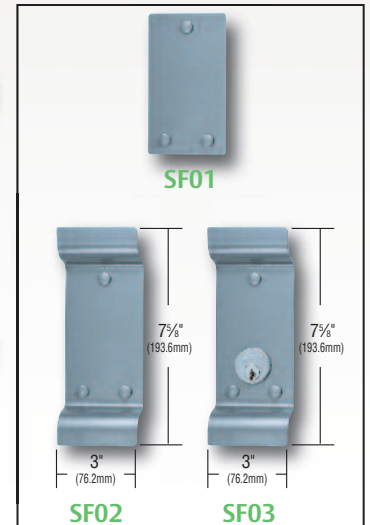
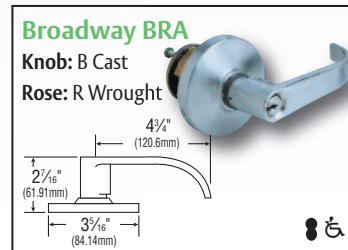
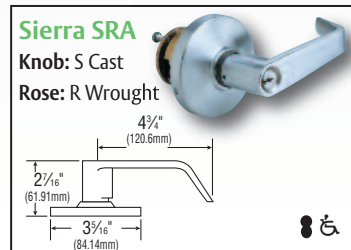
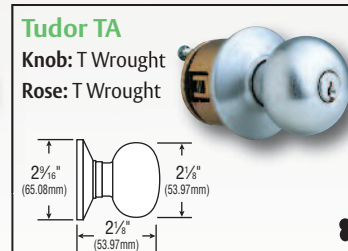
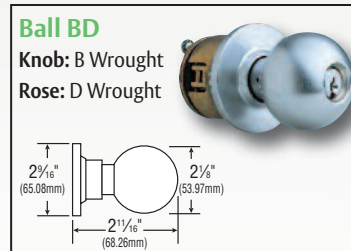
Matching trim available to complement other series of cylindrical locks, BM Series Mortise locks, exit devices and alarms.

#### Ordering information:

When ordering trim, specify design symbol and function, eg: **BR12**, if specifying **Broadway** lever in **Storeroom** function.

#### Finishes

US3, US10, US10B, US26, US26D. (Knobs and levers)  
AL, BRZ, RD. (SF Trim)



### 100, 300, 400 Series accessories

#### Functions

**01 Passage** – Knob always active. Turning knob retracts latch and puts alarm into 15 second delay mode. (Latch retraction by knob sets off alarm is optional).

**08 Dummy Trim** – Single pull only.

**12 Storeroom** – Knob always rigid. Key retracts latch and puts alarm into 15 second delay mode.

**17 Classroom** – Key locks or unlocks knob. Turning knob retracts latch and puts alarm into 15 second delay mode.

#### Thru Bolts

**#S30** (300, 400 series, 1-3/4" doors).

**#S32** (F-400 series, 1-3/4" doors).

Specify finish: AL, BRZ.

To add extra strength to mounting.

#### Narrow Stile Mounting Plates

**#S73** (100 series).

**#S74** (300 series).

**#S75** (400 series).

Specify finish: AL, BRZ.

For doors with stile widths 1-3/4"–4". Not for use with F-400 series.

#### Surface Magnet Pack

**#580** Magnet and shim for 100 series (furnished with alarm).

### Options:

#### Automatic Rearming

- Units are provided with spring loaded on/off switch. Switch automatically returns to the on position after removal of the key.
- Alarm can never be left off.
- Available for all alarm models.
- Prefix AR to catalog number.

#### Remote Monitor

- Alarm units are supplied with 8-foot leads of wire. Wire attached to the electronics assembly to allow monitoring from a remote location.
- Can be used in conjunction with Arrow S40 remote panel or with panel, light or bell provided by others.
- Closed loop circuitry provides highest security.
- Prefix RM to catalog number (not available on 110 or 130 models).

#### Continuous Alarm

- Horns will sound continuously after a violation has occurred—does not shut off after 2 minute alarm cycle.
- Only disarming by key operation will quiet the alarm.
- Remote power is recommended for units with this feature.
- Prefix CA to catalog number (not available on 110 or 130 models).

#### Remote Power

- Alarm units are supplied with 8-foot leads of wire. Wire attached to electronics assembly to power unit from an external source.
- Can be used in conjunction with Arrow S63 Hard Wired Battery Eliminator or by other remote 9V power source.
- Prefix RP to catalog number (not available on 110 and 130 models).

### Strikes:

