

FALCON®

T-Series

Service manual



Contents

5	Introduction	33	Trim assemblies
6	Lock Assembly Index	34	Passage latchset
8	Chassis assemblies	35	Privacy hospital lock
9	Passage latchset	36	Privacy lock
10	Privacy hospital lock	37	Closet lock
11	Closet lock	38	Classroom security lock
12	Closet lock – IC	39	Asylum lock
13	Classroom security lock	40	Entry lock
14	Classroom security lock – IC	41	Entry/office lock
15	Asylum lock	42	Office lock
16	Asylum lock – IC	43	Classroom lock
17	Entry lock	44	Dormitory lock
18	Entry lock – IC	45	Storeroom lock
19	Entry/office lock	46	Storeroom lock (electrified – fail safe)
20	Entry/office lock – IC	47	Storeroom lock (electrified – fail secure)
21	Office lock	48	Parts and Accessories
22	Office lock – IC	48	Standard cylinders
23	Classroom lock	49	IC cylinders
24	Classroom lock – IC	50	Spindles
25	Dormitory lock	51	Spring cage replacement kits
26	Dormitory lock – IC	52	Levers
27	Storeroom lock	53	Latches
28	Storeroom lock – IC	54	Other Accessories
29	Storeroom lock (electrified – fail safe)	54	Strikes
30	Storeroom lock (electrified – fail safe) – IC	54	Dust boxes
31	Storeroom lock (electrified – fail secure)	55	Warranty
32	Storeroom lock (electrified – fail secure) – IC		

Introduction

This manual contains a complete listing of T-Series (Grade 1) cylindrical lock parts and assemblies manufactured by the Falcon Lock Company. This edition lists components of T-Series locks manufactured after July 2007.

Exploded views of each lock chassis and trim assemblies are provided with an accompanying chart to identify parts for replacement purposes. In addition, this manual provides general cylinder information, many auxiliary components of the T-Series cylindrical locks and installation instructions.

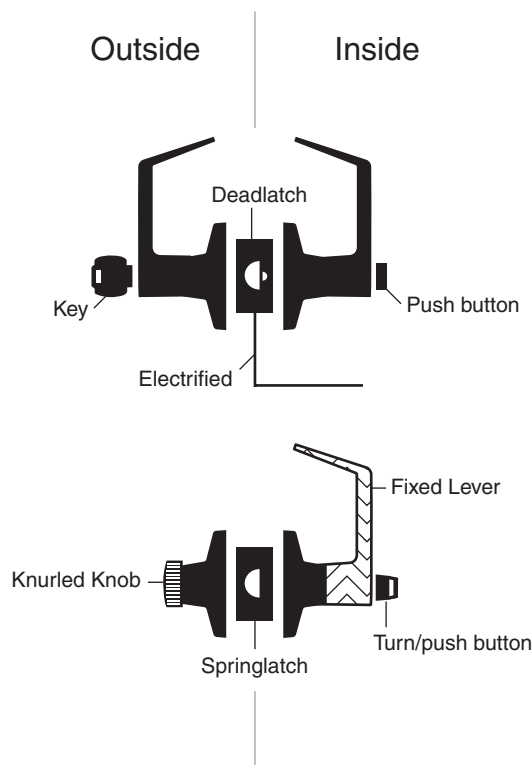
Standard features*

Certifications	ANSI A156 .2, Series 4000, Grade 1, UL Listed for 3-hour fire door.
Latch	1 1/8" x 2 1/4", Square corner faceplate, 1" housing diameter, 1/2" throw.
Strike	1/4" x 4 7/8", ANSI, Square corner, no box.
Backset	2 3/4"
Cylinder	6-Pin solid brass, keyed 5-pin, Falcon G keyway, keyed different (KD)
Door Range	1 3/4" – 2 1/8" standard
Keys	Two nickel silver cut keys per lock, keyed 5-pin, Falcon G keyway






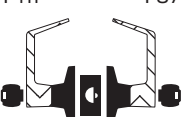



* Locks are furnished with standard features unless otherwise specified.

Lock assembly drawing index

The lock assembly drawing index provides visual representations and textual descriptions of available functions. Page numbers for full trim and chassis drawings are referenced.



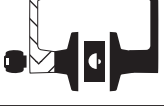
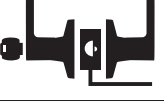



Lock Assembly Index

Function		ANSI A156.2, 1996, Series 4000, Grade 1			Trim	Chassis
Falcon	ANSI	Description	Outside function	Inside function		
T101	F75	Passage/closet latch	Lever is always unlocked.	Lever is always unlocked and is always free for immediate egress.	34	9
						
T291		Privacy hospital lock	Unlocked from outside by turning emergency turn-button.	Push-button locks outside lever. Turning inside lever or closing door releases button. Inside lever is always free for immediate egress.	35	10
						
T301	F76	Privacy lock	Can be opened from outside with small screwdriver or emergency release tool.	Push-button locks outside lever. Turning inside lever or closing door releases button. Inside lever is always free for immediate egress.	36	10
						
T351		Closet lock	Can be locked with key.	Knurled knob free for immediate egress unless outside lever locked with key.	37	11 12 (IC)
						
T381	F88	Classroom security lock	Outside lever locked or unlocked by key in either lever.	Key locks or unlocks outside lever. Inside lever is always unlocked and is always free for immediate egress.	38	13 14 (IC)
						
T411	F87	Asylum lock	Lever is fixed. Entrance by key only.	Lever is fixed. Exit by key only.	39	15 16 (IC)
						
T501	F82	Entry lock	Lever is unlocked with key when push-button is pushed.	Push-button locks outside lever. Turning inside lever releases button. Inside lever is always free for immediate egress.	40	17 18 (IC)
						
T511	F109	Entry/office lock	Key retracts latch when button pushed and turned. Lever is unlocked with key when push-button is pushed.	Turn/push-button: pushing and turning button locks outside lever until manually unlocked. Push-button: pushing button locks outside lever until unlocked by turning inside lever. Inside always free for immediate egress.	41	19 20 (IC)
						
T521	F81	Office lock	Key retracts latch when button turned.	Turning button locks outside lever until manually unlocked. Inside always free for immediate egress.	42	21 22 (IC)
						

NOTE: Any function with deadlatch locks latchbolt when door is closed.

Lock Assembly Index

Function		ANSI A156.2, 1996, Series 4000, Grade 1			Trim	Chassis
Falcon	ANSI	Description	Outside function	Inside function		
T561 	F84	Classroom lock	Outside lever locked or unlocked by key.	Inside lever is always unlocked and always free for immediate egress.	43	23 24 (IC)
T571 	F90	Dormitory lock	Locked or unlocked by key. When locked by key it can only be unlocked by key.	Push-button locks outside lever. Turning lever or closing door releases button. Inside lever is always unlocked and is always free for immediate egress.	44	25 26 (IC)
T581 	F86	Storeroom lock	Lever is fixed. Entrance by key only.	Inside lever is always unlocked and is always free for immediate egress.	45	27 28 (IC)
T851 		Storeroom lock (electrified – fail safe)	Lever is continuously locked electrically. Unlocked by switch or power failure. When locked, key retracts latch.	Inside lever is always unlocked and is always free for immediate egress.	46	29 30 (IC)
T881 		Storeroom lock (electrified – fail secure)	Lever is continuously locked mechanically until unlocked by electric current. When locked, key retracts latch.	Inside lever is always unlocked and is always free for immediate egress.	47	31 32 (IC)

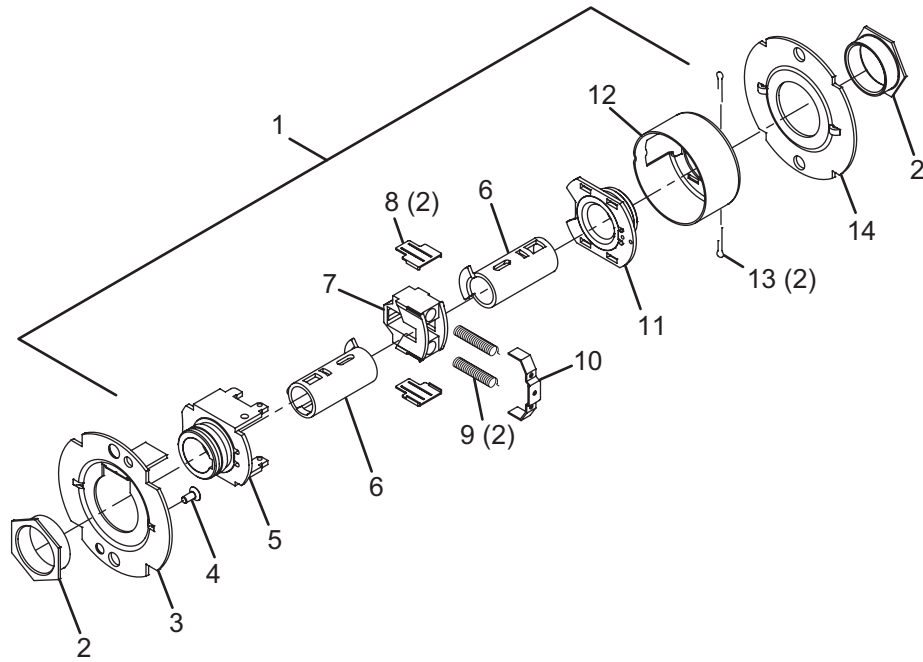
NOTE: Any function with deadlatch locks latchbolt when door is closed.

Chassis assemblies

- 9 Passage latchset
- 10 Privacy hospital lock
- 11 Closet lock
- 12 Closet lock – IC
- 13 Classroom security lock
- 14 Classroom security lock – IC
- 15 Asylum lock
- 16 Asylum lock – IC
- 17 Entry lock
- 18 Entry lock – IC
- 19 Entry/office lock
- 20 Entry/office lock – IC
- 21 Office lock
- 22 Office lock – IC
- 23 Classroom lock
- 24 Classroom lock – IC
- 25 Dormitory lock
- 26 Dormitory lock – IC
- 27 Storeroom lock
- 28 Storeroom lock – IC
- 29 Storeroom lock (electrified – fail safe)
- 30 Storeroom lock (electrified – fail safe) – IC
- 31 Storeroom lock (electrified – fail secure)
- 32 Storeroom lock (electrified – fail secure) – IC

Passage latchset

T101

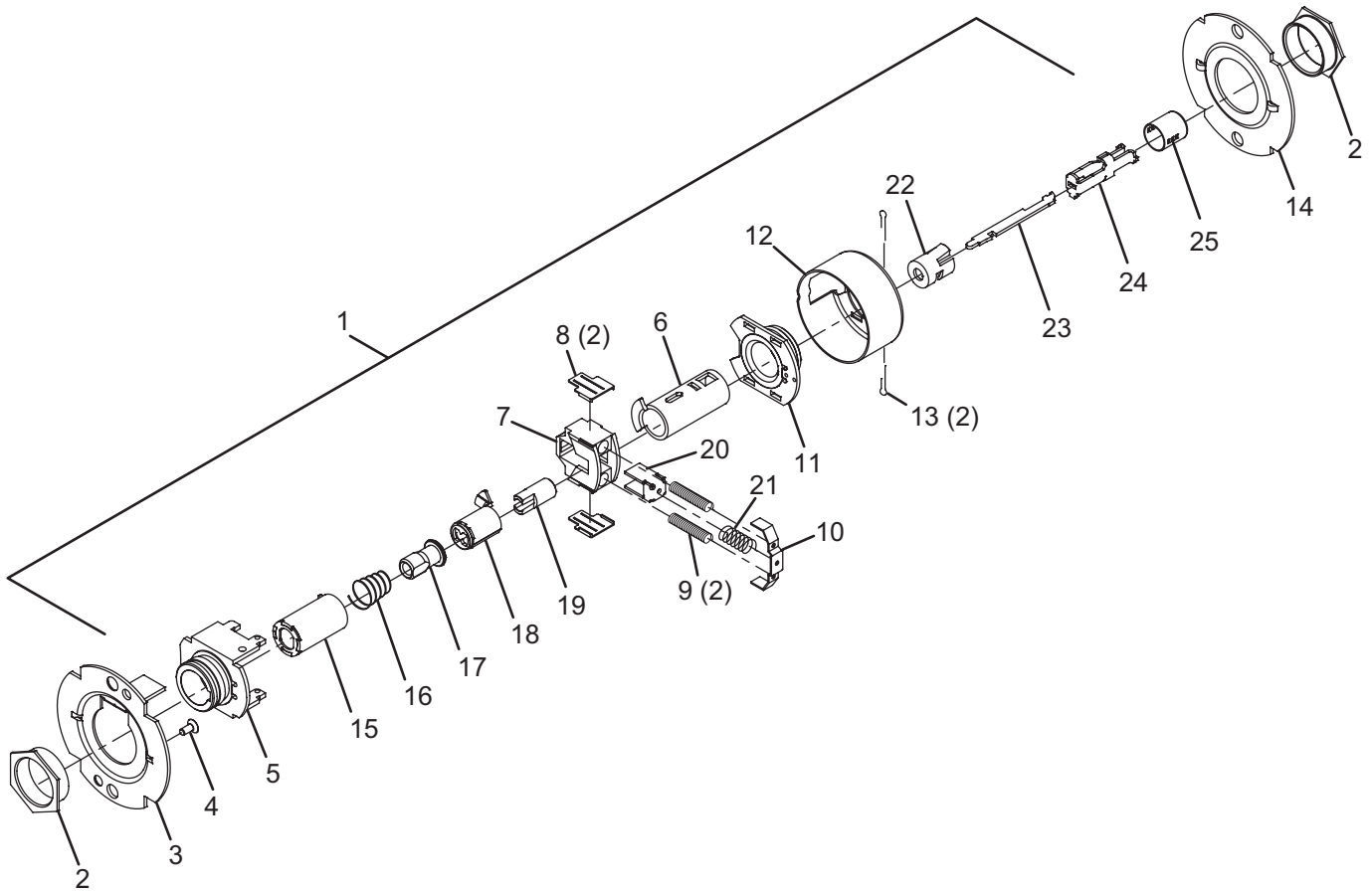


No.	Description	Part number
1	Chassis assembly, T101	A30761-000-00
2	Flanged nut (2)	030726-000-30
3	Outer mounting plate	030712-001-30
4	#8-32 x 3/8" self tap screw	031533-006-30
5	Hub and housing assembly	A30746-000-00
6	Spindle	030733-000-55
7	Retractor	022106-002-55

No.	Description	Part number
8	Retractor insert (2)	022986-001-50
9	Retractor spring (2)	022108-001-60
10	Retractor spring retainer	022112-000-30
11	Hub and plate assembly	A30747-000-00
12	Housing case	022114-000-30
13	Cotter pin (2)	002893-000-60
14	Inner mounting plate	030712-000-30

Privacy hospital lock

T291/T301

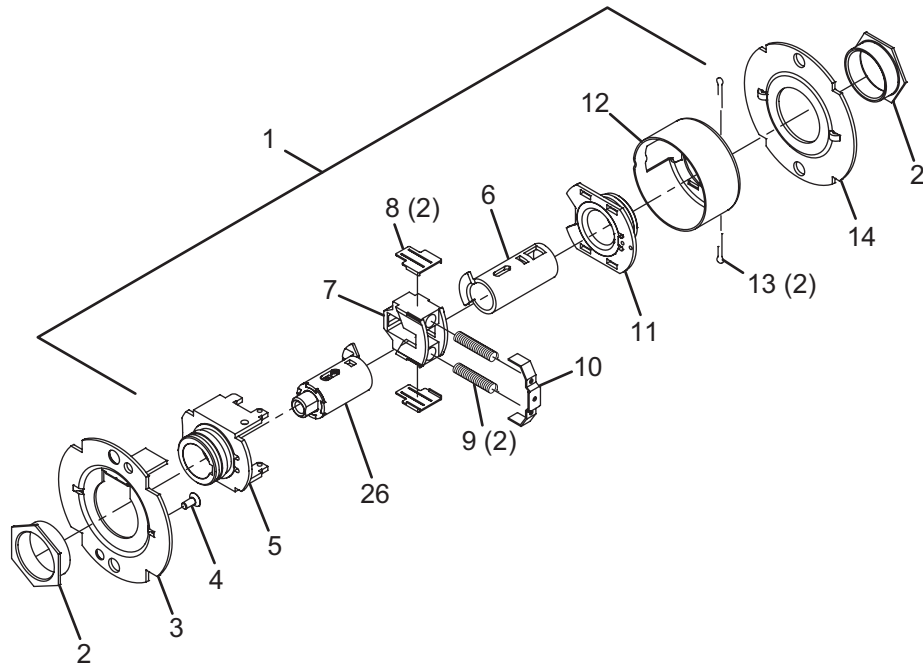


No.	Description	Part number
1	Chassis assembly, T291/T301	A30765-000-00
2	Flanged nut (2)	030726-000-30
3	Outer mounting plate	030712-001-30
4	#8-32 x 3/8" self tap screw	031533-006-30
5	Hub and housing assembly	A30746-000-00
6	Spindle	030733-000-55
7	Retractor	022106-002-55
8	Retractor insert (2)	022986-001-50
9	Retractor spring (2)	022108-001-60
10	Retractor spring retainer	022112-000-30
11	Hub and plate assembly	A30747-000-00
12	Housing case	022114-000-30

No.	Description	Part number
13	Cotter pin (2)	002893-000-60
14	Inner mounting plate	030712-000-30
15	Spindle, 1 ear, outer	030732-005-30
16	Clutch spring	030709-000-60
17	Clutch driver	030716-001-30
18	Key spindle std	030718-000-30
19	Push actuator	030711-000-30
20	Slide catch	022105-000-30
21	Slide catch spring	012107-001-60
22	Push button sleeve	022134-000-50
23	Dogging bar	030722-000-30
24	Push/turn button mount	030731-000-30
25	Push button cap	030728-000*

Closet lock

T351

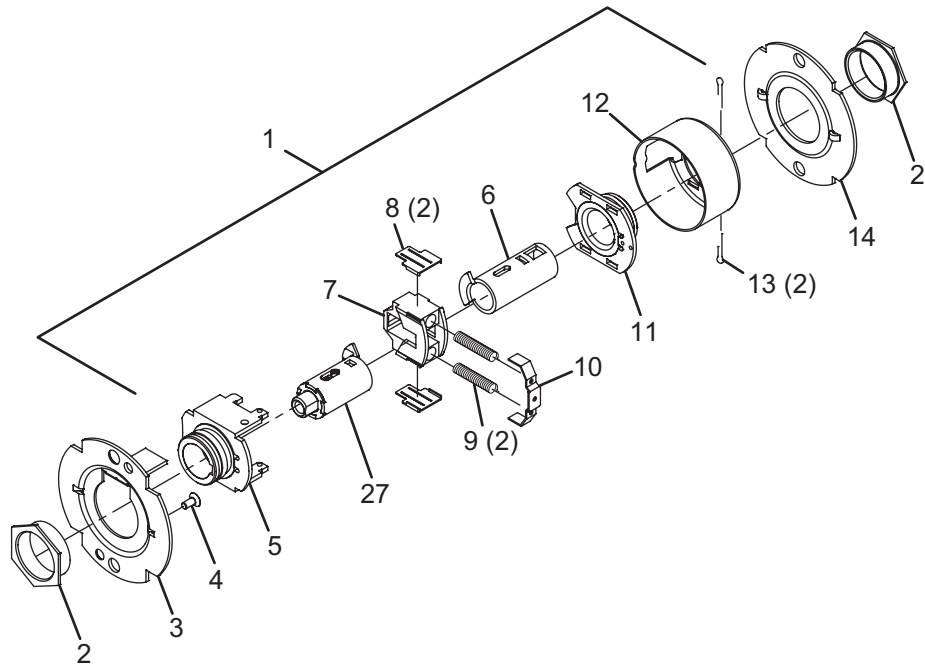


No.	Description	Part number
1	Chassis assembly, T351/T561	A30758-000-00
2	Flanged nut (2)	030726-000-30
3	Outer mounting plate	030712-001-30
4	#8-32 x 3/8" self tap screw	031533-006-30
5	Hub and housing assembly	A30746-000-00
6	Spindle	030733-000-55
7	Retractor	022106-002-55
8	Retractor insert (2)	022986-001-50

No.	Description	Part number
9	Retractor spring (2)	022108-001-60
10	Retractor spring retainer	022112-000-30
11	Hub and plate assembly	A30747-000-00
12	Housing case	022114-000-30
13	Cotter pin (2)	002893-000-60
14	Inner mounting plate	030712-000-30
26	Key spindle assembly, std	A30780-000-30

Closet lock – IC

T351

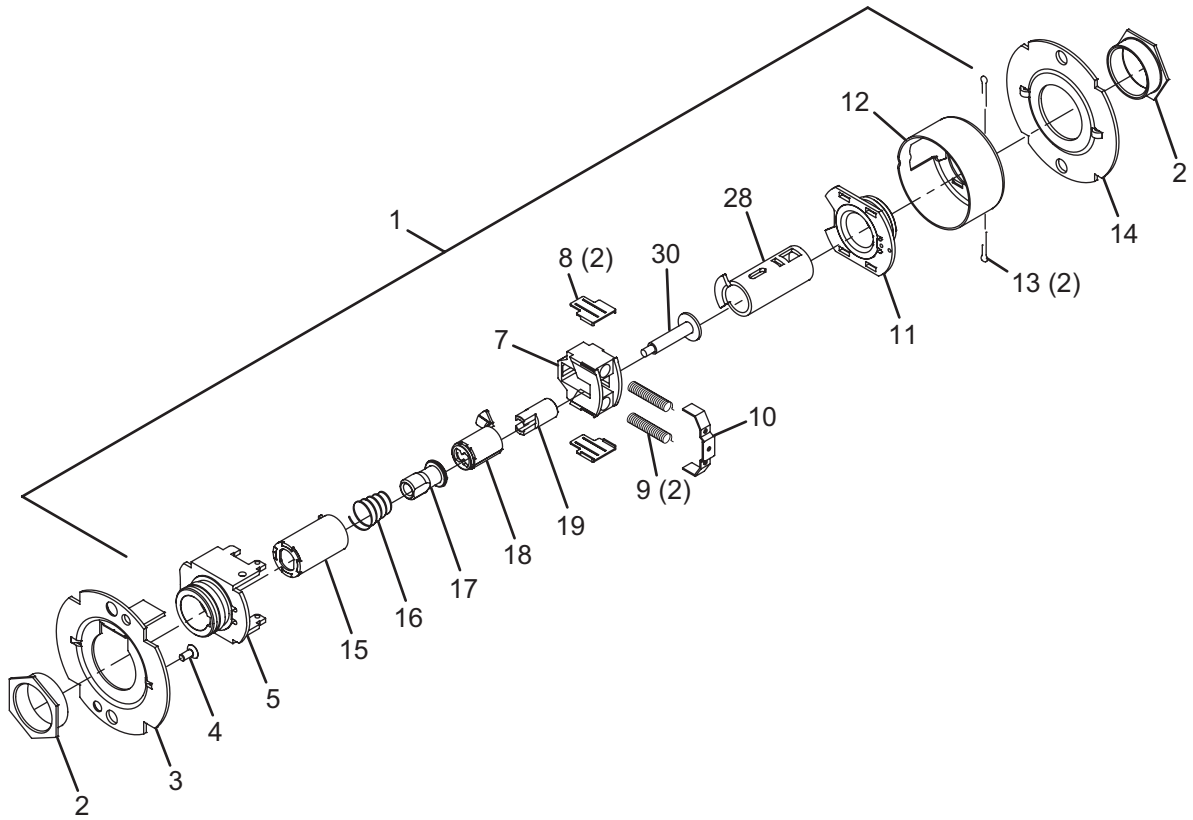


No.	Description	Part number
1	Chassis assembly, T351/T561-IC	A30758-001-00
2	Flanged nut (2)	030726-000-30
3	Outer mounting plate	030712-001-30
4	#8-32 x 3/8" self tap screw	031533-006-30
5	Hub and housing assembly	A30746-000-00
6	Spindle	030733-000-55
7	Retractor	022106-002-55
8	Retractor insert (2)	022986-001-50

No.	Description	Part number
9	Retractor spring (2)	022108-001-60
10	Retractor spring retainer	022112-000-30
11	Hub and plate assembly	A30747-000-00
12	Housing case	022114-000-30
13	Cotter pin (2)	002893-000-60
14	Inner mounting plate	030712-000-30
27	Key spindle assembly, ic	A30780-001-30

Classroom security lock

T381

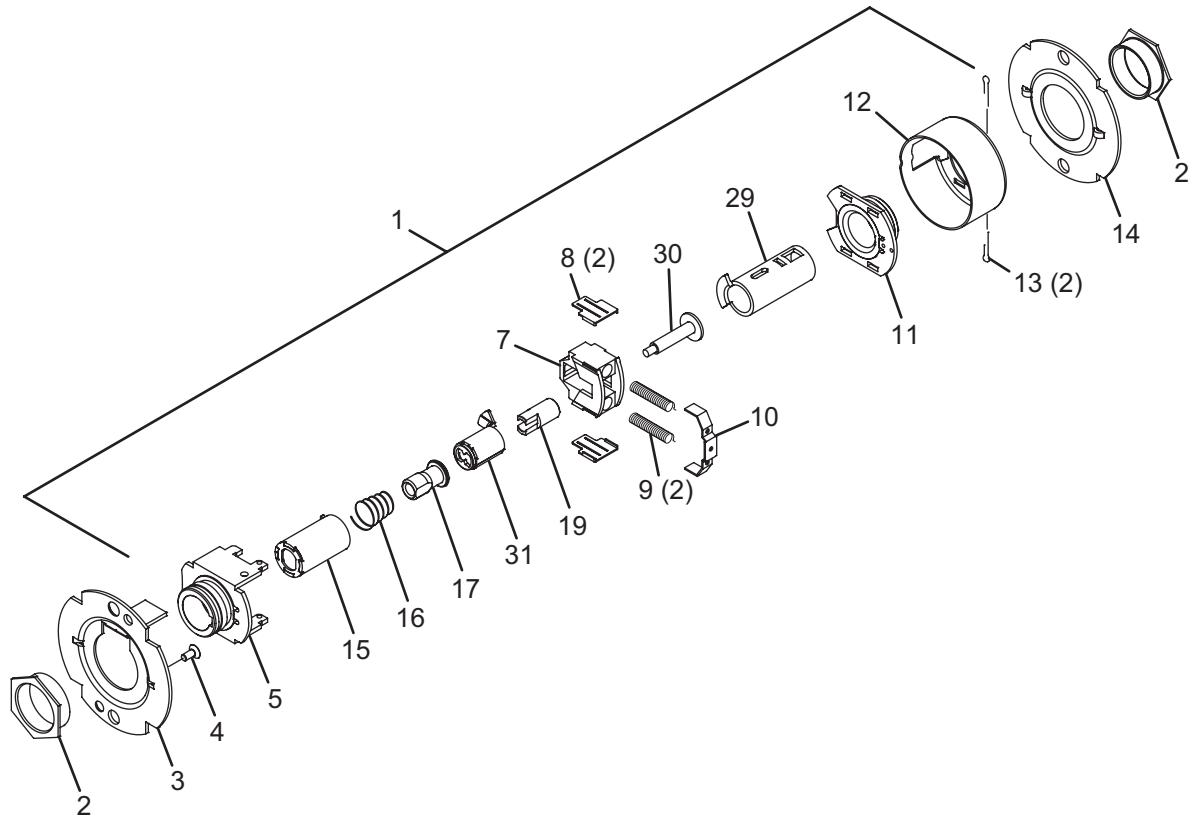


No.	Description	Part number
1	Chassis assembly, T381	A30767-000-00
2	Flanged nut (2)	030726-000-30
3	Outer mounting plate	030712-001-30
4	#8-32 x C\," self tap screw	031533-006-30
5	Hub and housing assembly	A30746-000-00
7	Retractor	022106-002-55
8	Retractor insert (2)	022986-001-50
9	Retractor spring (2)	022108-001-60
10	Retractor spring retainer	022112-000-30
11	Hub and plate assembly	A30747-000-00

No.	Description	Part number
12	Housing case	022114-000-30
13	Cotter pin (2)	002893-000-60
14	Inner mounting plate	030712-000-30
15	Spindle, 1 ear, outer	030732-005-30
16	Clutch spring	030709-000-60
17	Clutch driver	030716-001-30
18	Key spindle std	030718-000-30
19	Push actuator	030711-000-30
28	IS key spindle assembly, std	A30913-000-00
30	Connecting rod	030734-000-30

Classroom security lock – IC

T381



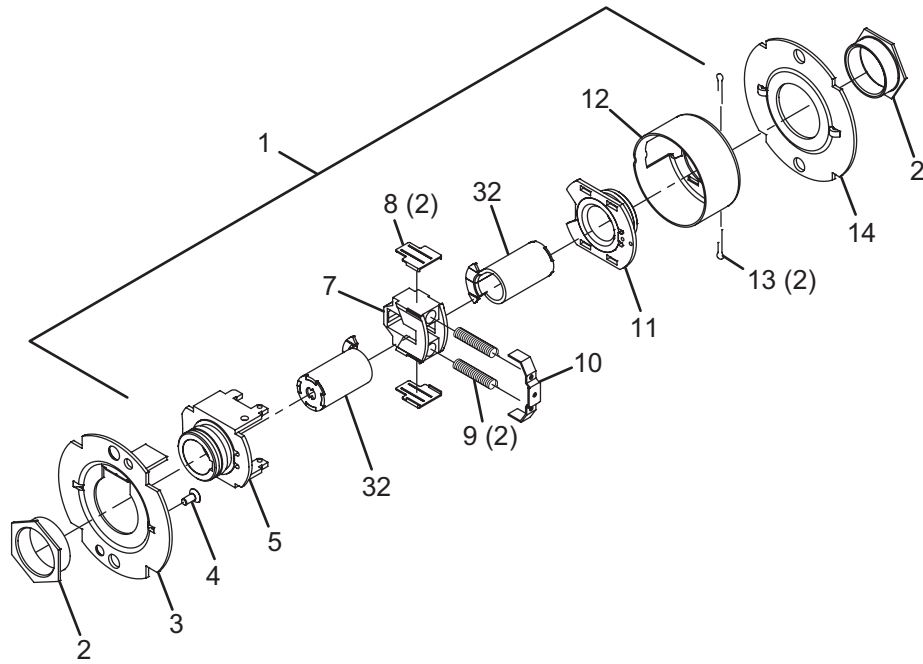
No.	Description	Part number
1	Chassis assembly, T381	A30767-001-00
2	Flanged nut (2)	030726-000-30
3	Outer mounting plate	030712-001-30
4	#8-32 x 3/8" Self tap screw	031533-006-30
5	Hub and housing assembly	A30746-000-00
7	Retractor	022106-002-55
8	Retractor insert (2)	022986-001-50
9	Retractor spring (2)	022108-001-60
10	Retractor spring retainer	022112-000-30
11	Hub and plate assembly	A30747-000-00

No.	Description	Part number
12	Housing case	022114-000-30
13	Cotter pin (2)	002893-000-60
14	Inner mounting plate	030712-000-30
15	Spindle, 1 ear, outer	030732-005-30
16	Clutch spring	030709-000-60
17	Clutch driver	030716-001-30
19	Push actuator	030711-000-30
29	IS key spindle assembly, IC	A30913-001-00
30	Connecting rod	030734-000-30
31	Key Spindle, IC	030718-001-30

Chassis assemblies

Asylum lock

T411

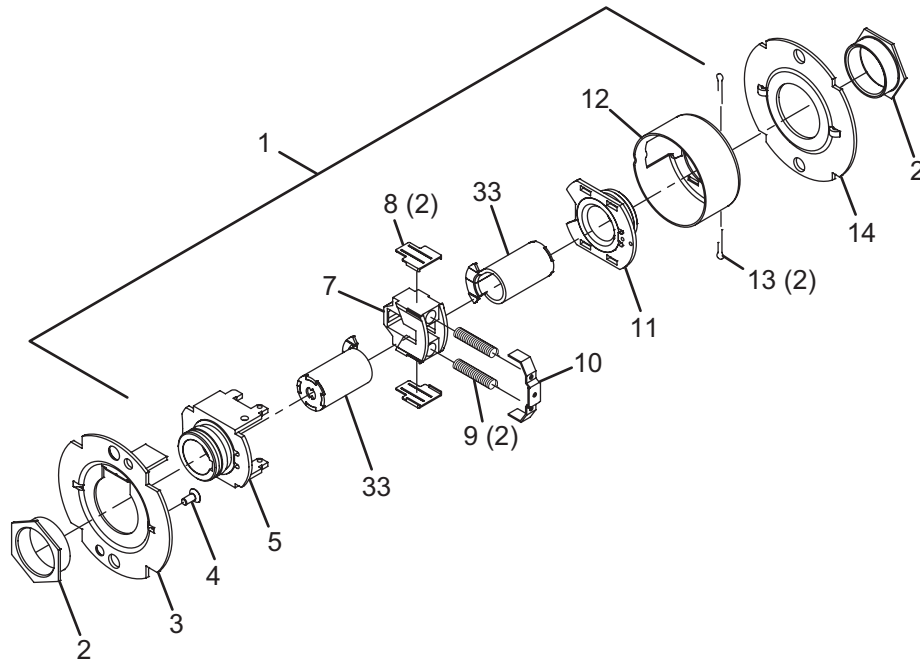


No.	Description	Part number
1	Chassis assembly, T411	A30769-000-00
2	Flanged nut (2)	030726-000-30
3	Outer mounting plate	030712-001-30
4	#8-32 x 3/8" Self tap screw	031533-006-30
5	Hub and housing assembly	A30746-000-00
7	Retractor	022106-002-55
8	Retractor insert (2)	022986-001-50

No.	Description	Part number
9	Retractor spring (2)	022108-001-60
10	Retractor spring retainer	022112-000-30
11	Hub and plate assembly	A30747-000-00
12	Housing case	022114-000-30
13	Cotter pin (2)	002893-000-60
14	Inner mounting plate	030712-000-30
32	Spindle, 2 ear, std	030732-000-30

Asylum lock – IC

T411

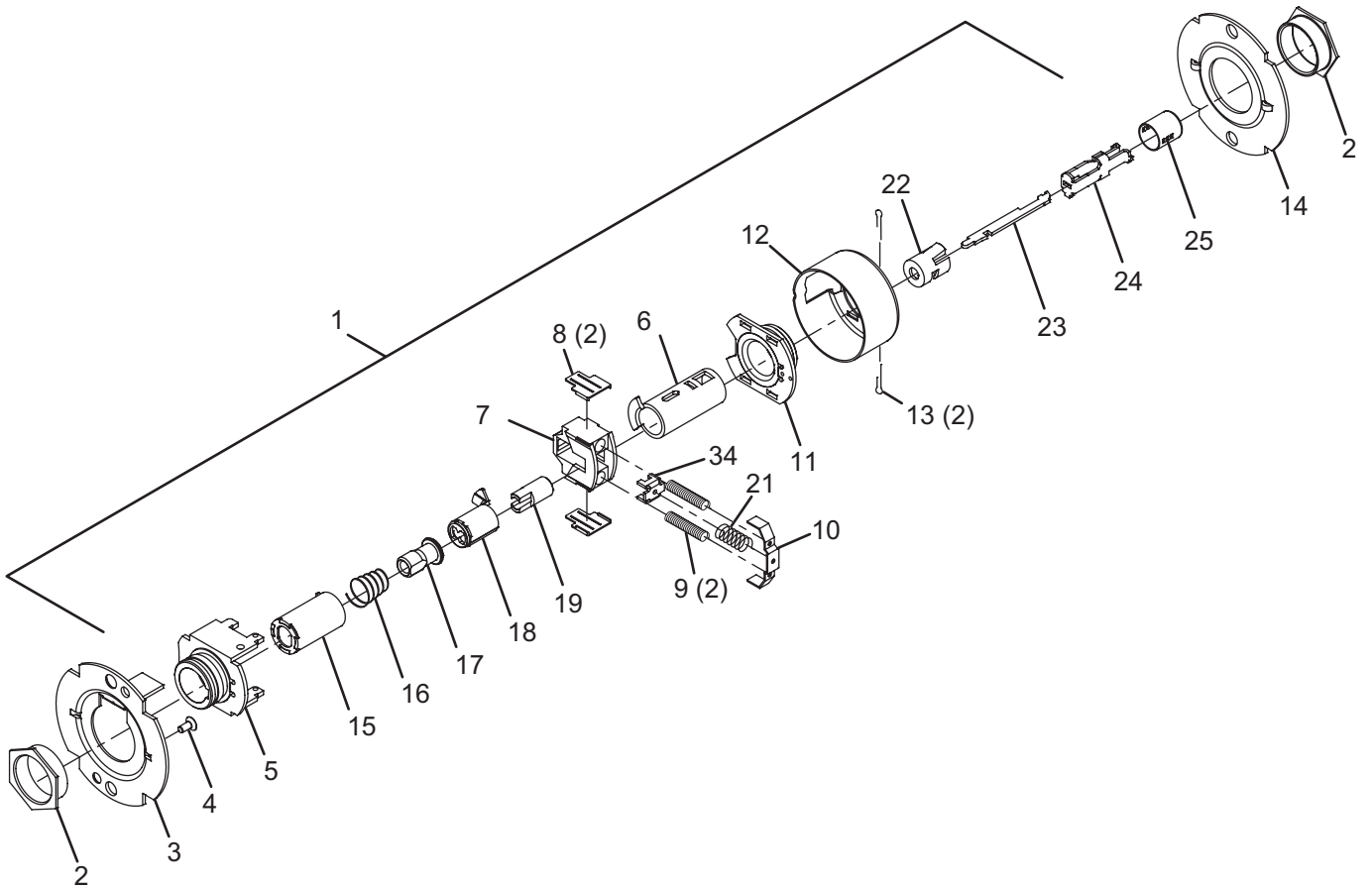


No.	Description	Part number
1	Chassis assembly, T411-IC	A30769-001-00
2	Flanged nut (2)	030726-000-30
3	Outer mounting plate	030712-001-30
4	#8-32 x 3/8" Self tap screw	031533-006-30
5	Hub and housing assembly	A30746-000-00
7	Retractor	022106-002-55
8	Retractor insert (2)	022986-001-50

No.	Description	Part number
9	Retractor spring (2)	022108-001-60
10	Retractor spring retainer	022112-000-30
11	Hub and plate assembly	A30747-000-00
12	Housing case	022114-000-30
13	Cotter pin (2)	002893-000-60
14	Inner mounting plate	030712-000-30
33	Spindle, 2 ear, IC	030732-001-30

Entry lock

T501

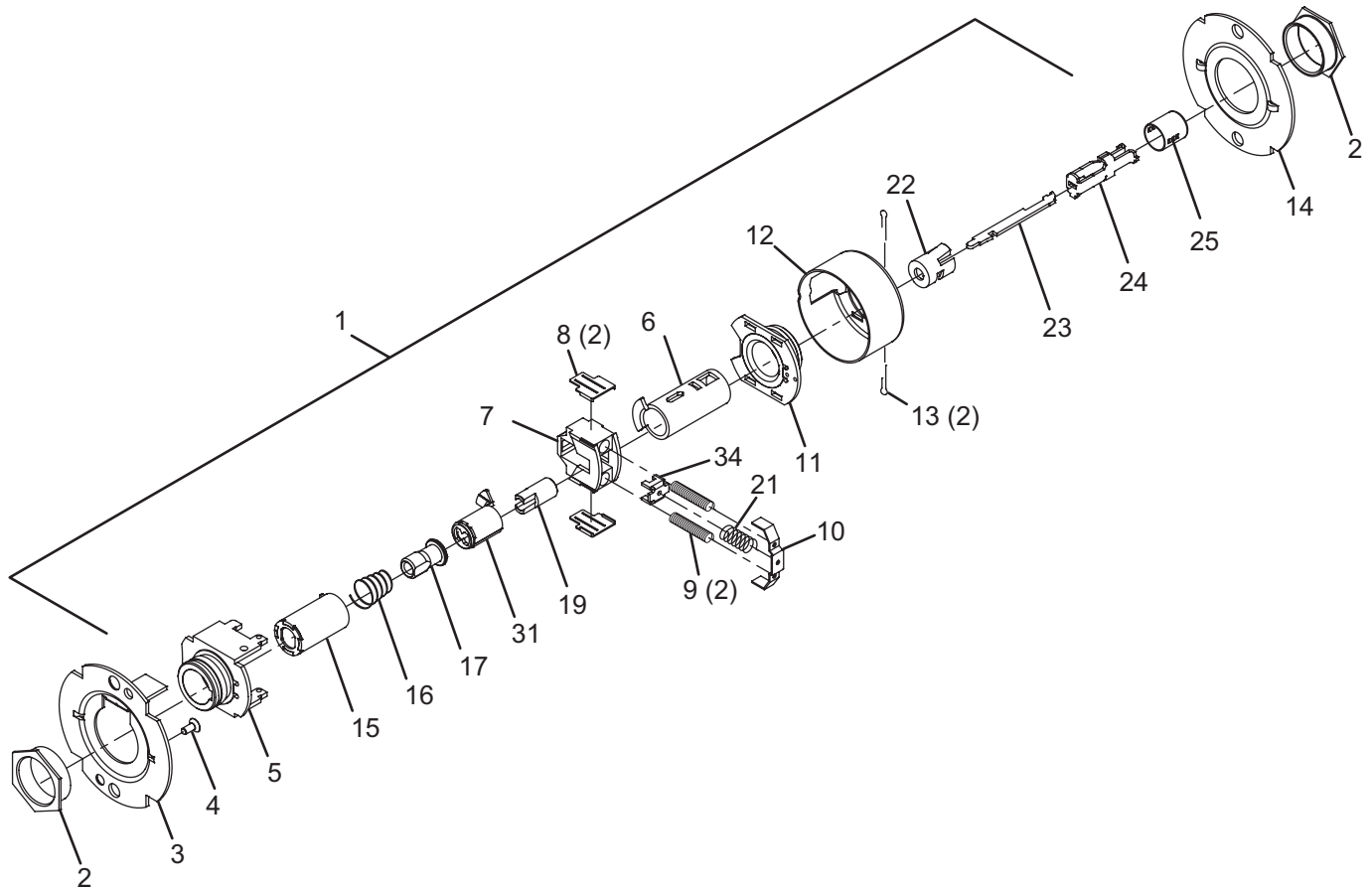


No.	Description	Part number
1	Chassis assembly, T501	A30773-000-00
2	Flanged nut (2)	030726-000-30
3	Outer mounting plate	030712-001-30
4	#8-32 x 3/8" Self tap screw	031533-006-30
5	Hub and housing assembly	A30746-000-00
6	Spindle	030733-000-55
7	Retractor	022106-002-55
8	Retractor insert (2)	022986-001-50
9	Retractor spring (2)	022108-001-60
10	Retractor spring retainer	022112-000-30
11	Hub and plate assembly	A30747-000-00
12	Housing case	022114-000-30
13	Cotter pin (2)	002893-000-60

No.	Description	Part number
14	Inner mounting plate	030712-000-30
15	Spindle, 1 ear, outer	030732-005-30
16	Clutch spring	030709-000-60
17	Clutch driver	030716-001-30
18	Key spindle std	030718-000-30
19	Push actuator	030711-000-30
21	Slide catch spring	012107-001-60
22	Push button sleeve	022134-000-50
23	Dogging Bar	030722-000-30
24	Push/turn button mount	030731-000-30
25	Push button cap	030728-000*
34	Short slide catch	022104-000-30

Entry lock – IC

T501

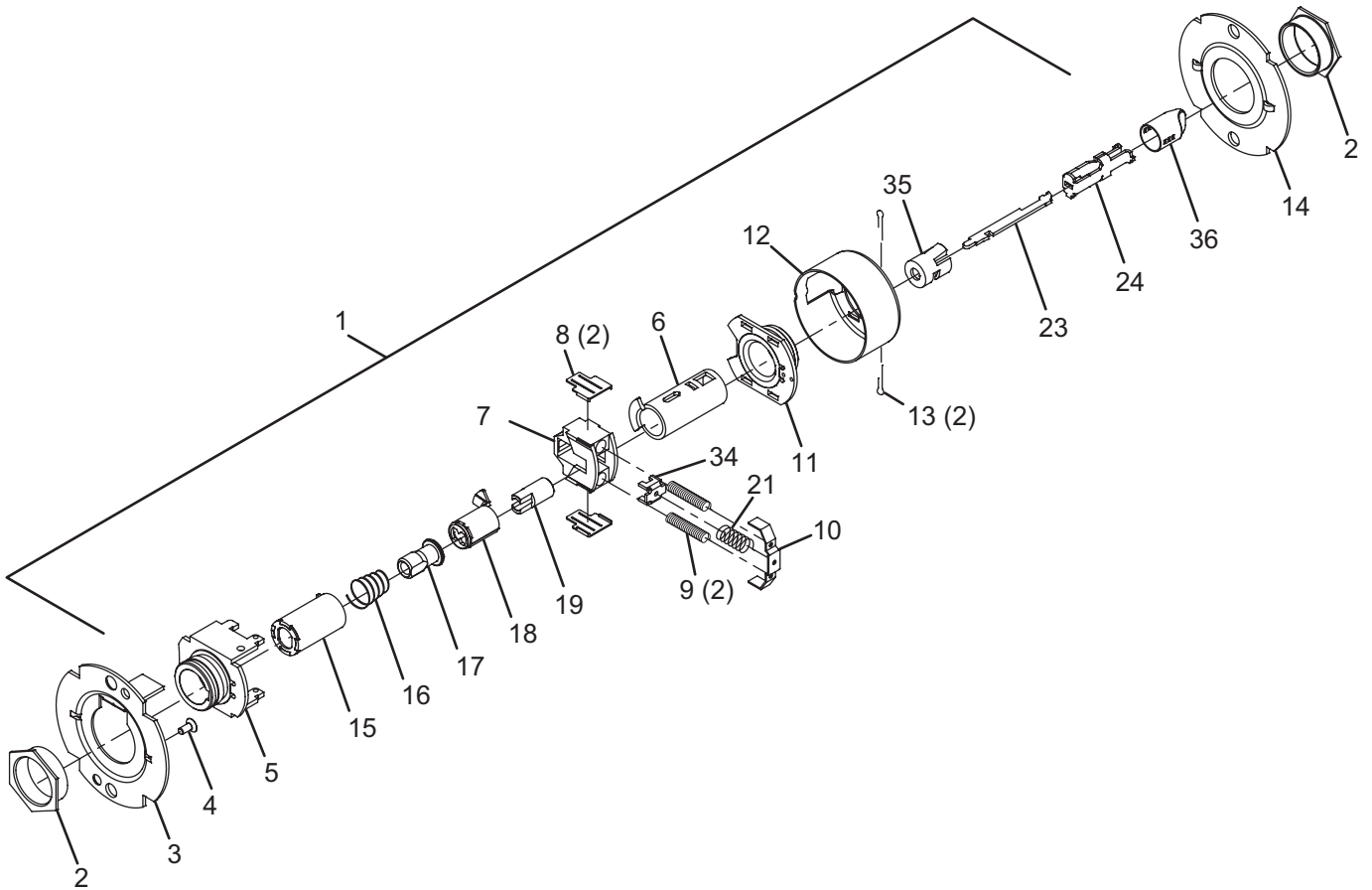


No.	Description	Part number
1	Chassis assembly, T501-IC	A30773-001-00
2	Flanged nut (2)	030726-000-30
3	Outer mounting plate	030712-001-30
4	#8-32 x 3/8" Self tap screw	031533-006-30
5	Hub and housing assembly	A30746-000-00
6	Spindle	030733-000-55
7	Retractor	022106-002-55
8	Retractor insert (2)	022986-001-50
9	Retractor spring (2)	022108-001-60
10	Retractor spring retainer	022112-000-30
11	Hub and plate assembly	A30747-000-00
12	Housing case	022114-000-30
13	Cotter pin (2)	002893-000-60

No.	Description	Part number
14	Inner mounting plate	030712-000-30
15	Spindle, 1 ear, outer	030732-005-30
16	Clutch spring	030709-000-60
17	Clutch driver	030716-001-30
19	Push actuator	030711-000-30
21	Slide Catch Spring	012107-001-60
22	Push Button Sleeve	022134-000-50
23	Dogging Bar	030722-000-30
24	Push/turn button mount	030731-000-30
25	Push button cap	030728-000*
31	Key spindle, IC	030718-001-30
34	Short slide catch	022104-000-30

Entry/office lock

T511

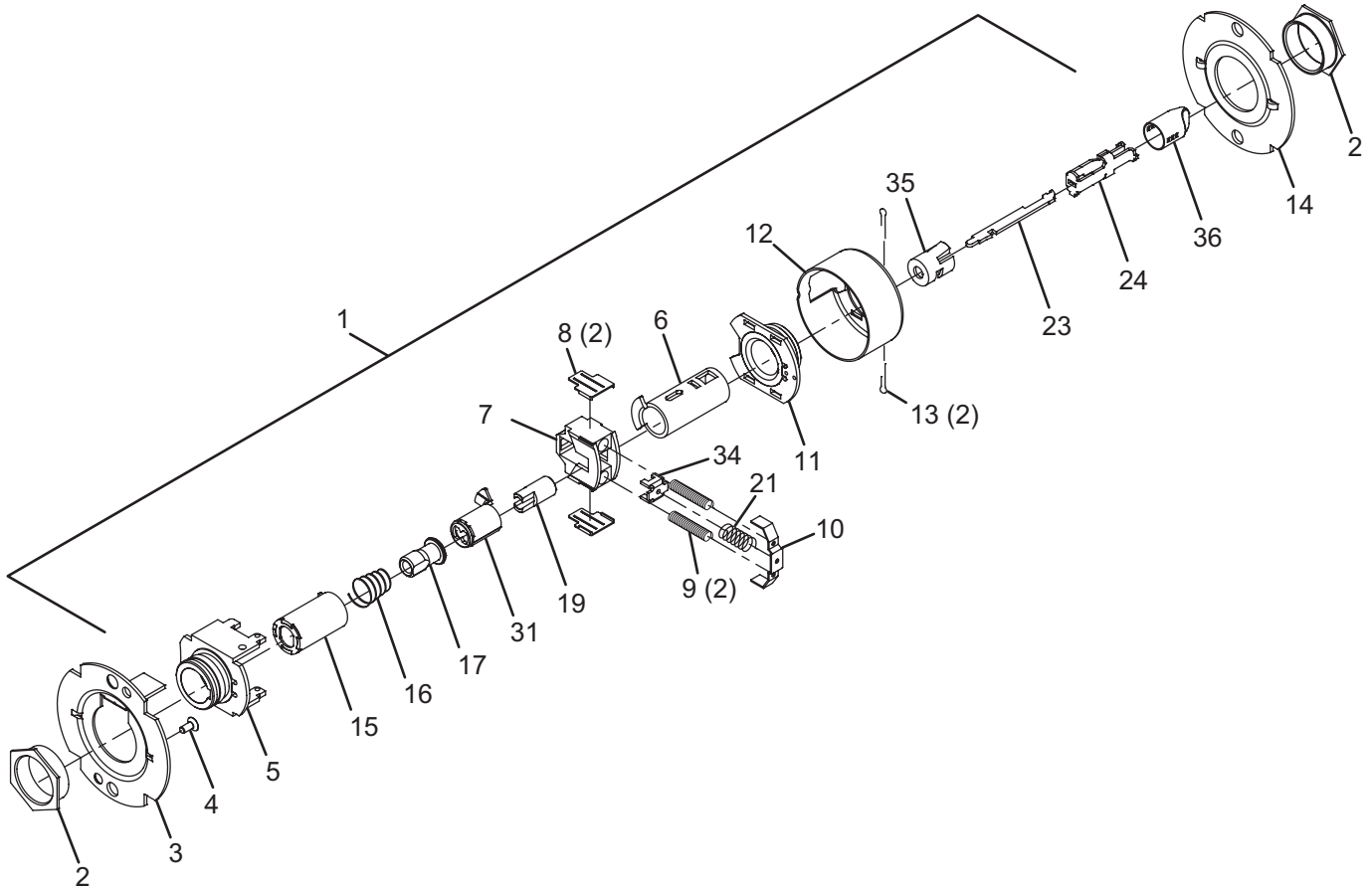


No.	Description	Part number
1	Chassis assembly, T511	A30756-000-00
2	Flanged nut (2)	030726-000-30
3	Outer mounting plate	030712-001-30
4	#8-32 x C,\" Self tap screw	031533-006-30
5	Hub and housing assembly	A30746-000-00
6	Spindle	030733-000-55
7	Retractor	022106-002-55
8	Retractor insert (2)	022986-001-50
9	Retractor spring (2)	022108-001-60
10	Retractor spring retainer	022112-000-30
11	Hub and plate assembly	A30747-000-00
12	Housing case	022114-000-30
13	Cotter pin (2)	002893-000-60

No.	Description	Part number
14	Inner mounting plate	030712-000-30
15	Spindle, 1 ear, outer	030732-005-30
16	Clutch spring	030709-000-60
17	Clutch driver	030716-001-30
18	Key spindle std	030718-000-30
19	Push actuator	030711-000-30
21	Slide Catch Spring	012107-001-60
23	Dogging Bar	030722-000-30
24	Push/Turn Button Mount	030731-000-30
34	Short Slide Catch	022104-000-30
35	Turn Button Sleeve	022133-000-50
36	Turn Button Cap	030727-000*

Entry/office lock – IC

T511

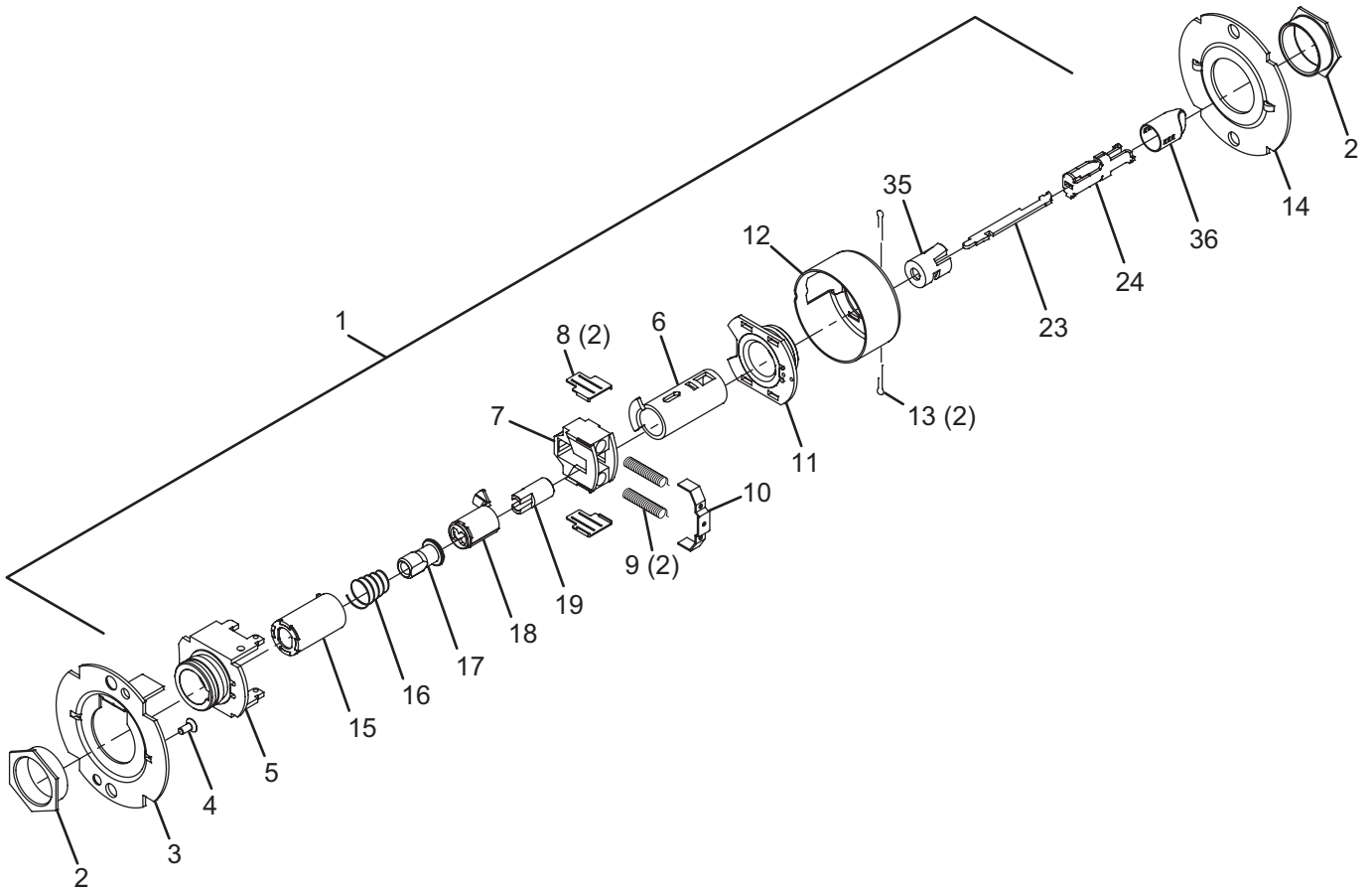


No.	Description	Part number
1	Chassis assembly, T511-IC	A30756-001-00
2	Flanged nut (2)	030726-000-30
3	Outer mounting plate	030712-001-30
4	#8-32 x 3/8" Self tap screw	031533-006-30
5	Hub and housing assembly	A30746-000-00
6	Spindle	030733-000-55
7	Retractor	022106-002-55
8	Retractor insert (2)	022986-001-50
9	Retractor spring (2)	022108-001-60
10	Retractor spring retainer	022112-000-30
11	Hub and plate assembly	A30747-000-00
12	Housing case	022114-000-30
13	Cotter pin (2)	002893-000-60

No.	Description	Part number
14	Inner mounting plate	030712-000-30
15	Spindle, 1 ear, outer	030732-005-30
16	Clutch spring	030709-000-60
17	Clutch driver	030716-001-30
19	Push actuator	030711-000-30
21	Slide catch spring	012107-001-60
23	Dogging bar	030722-000-30
24	Push/turn button mount	030731-000-30
31	Key spindle, IC	030718-001-30
34	Short slide catch	022104-000-30
35	Turn button sleeve	022133-000-50
36	Turn button cap	030727-000*

Office lock

T521

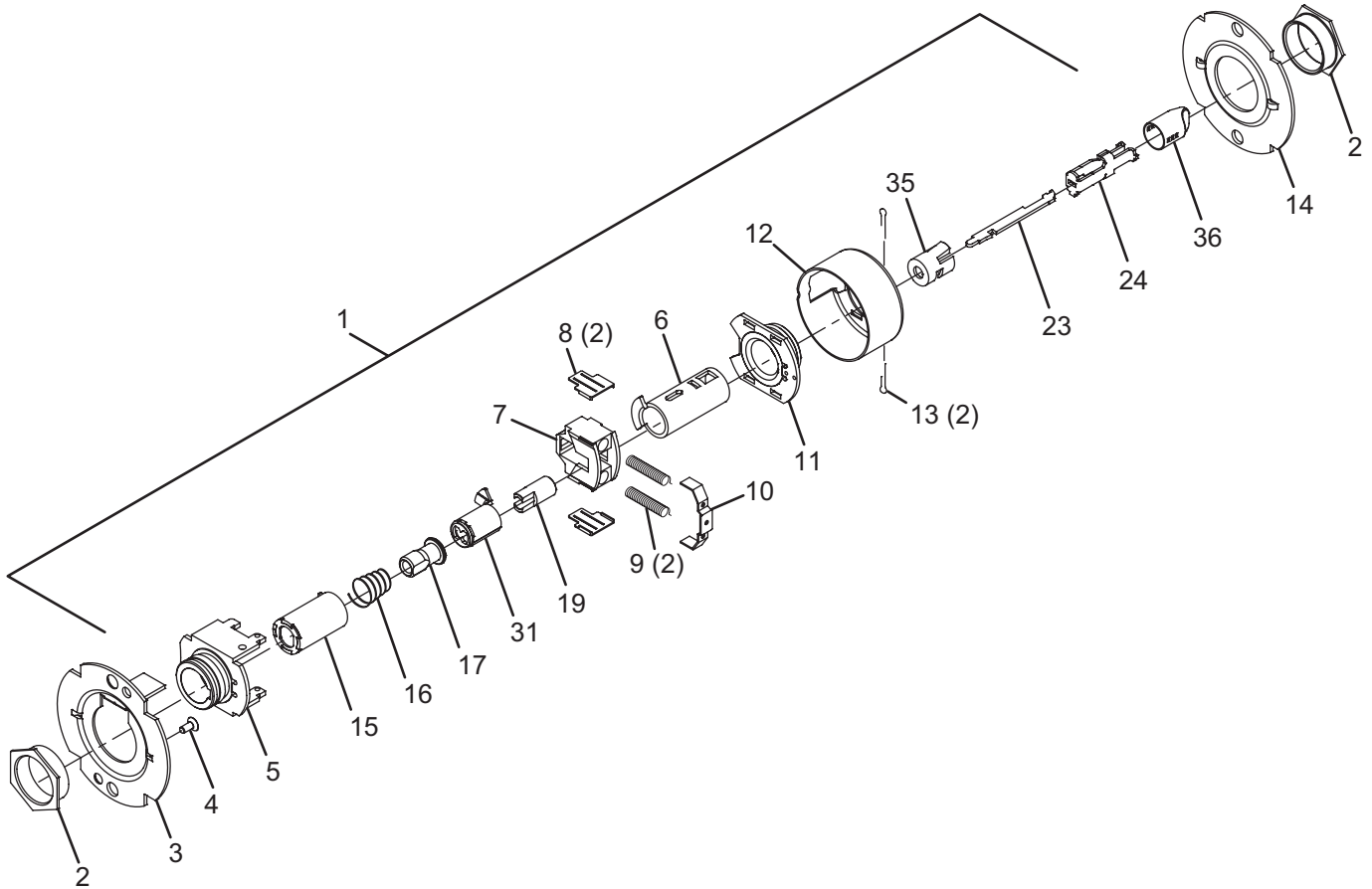


No.	Description	Part number
1	Chassis assembly, T521	A30748-000-00
2	Flanged nut (2)	030726-000-30
3	Outer mounting plate	030712-001-30
4	#8-32 x 3/8" Self tap screw	031533-006-30
5	Hub and housing assembly	A30746-000-00
6	Spindle	030733-000-55
7	Retractor	022106-002-55
8	Retractor insert (2)	022986-001-50
9	Retractor spring (2)	022108-001-60
10	Retractor spring retainer	022112-000-30
11	Hub and plate assembly	A30747-000-00
12	Housing case	022114-000-30

No.	Description	Part number
13	Cotter pin (2)	002893-000-60
14	Inner mounting plate	030712-000-30
15	Spindle, 1 ear, outer	030732-005-30
16	Clutch spring	030709-000-60
17	Clutch driver	030716-001-30
18	Key spindle, std	030718-000-30
19	Push actuator	030711-000-30
23	Dogging bar	030722-000-30
24	Push/turn button mount	030731-000-30
35	Turn button sleeve	022133-000-50
36	Turn button cap	030727-000*

Office lock – IC

T521

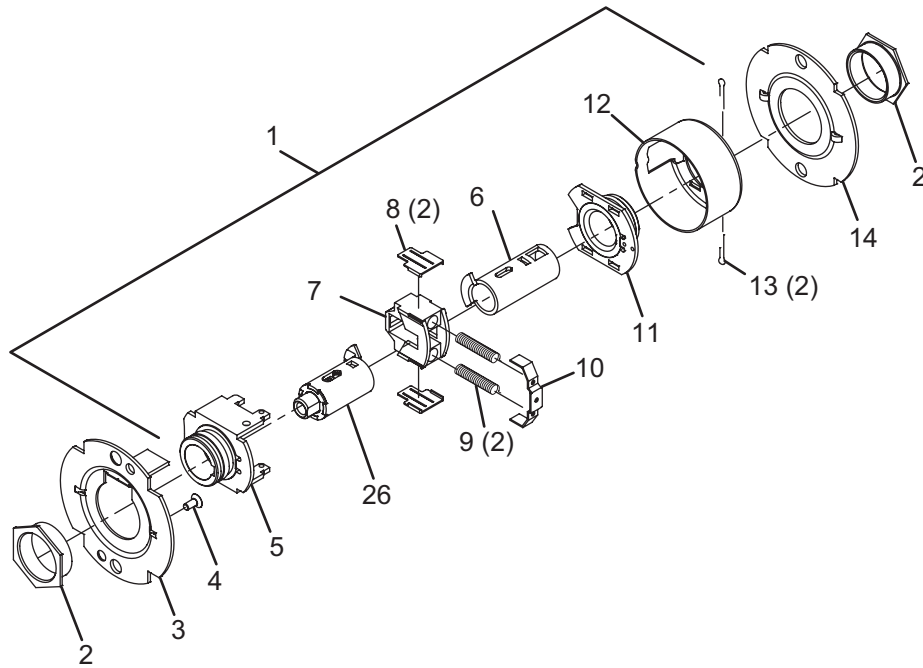


No.	Description	Part number
1	Chassis assembly, T521-IC	A30748-001-00
2	Flanged nut (2)	030726-000-30
3	Outer mounting plate	030712-001-30
4	#8-32 x 3/8" Self tap screw	031533-006-30
5	Hub and housing assembly	A30746-000-00
6	Spindle	030733-000-55
7	Retractor	022106-002-55
8	Retractor insert (2)	022986-001-50
9	Retractor spring (2)	022108-001-60
10	Retractor spring retainer	022112-000-30
11	Hub and plate assembly	A30747-000-00
12	Housing case	022114-000-30

No.	Description	Part number
13	Cotter pin (2)	002893-000-60
14	Inner mounting plate	030712-000-30
15	Spindle, 1 ear, outer	030732-005-30
16	Clutch spring	030709-000-60
17	Clutch driver	030716-001-30
19	Push actuator	030711-000-30
23	Dogging bar	030722-000-30
24	Push/turn button mount	030731-000-30
31	Key spindle, IC	030718-001-30
35	Turn button sleeve	022133-000-50
36	Turn button cap	030727-000*

Classroom lock

T561

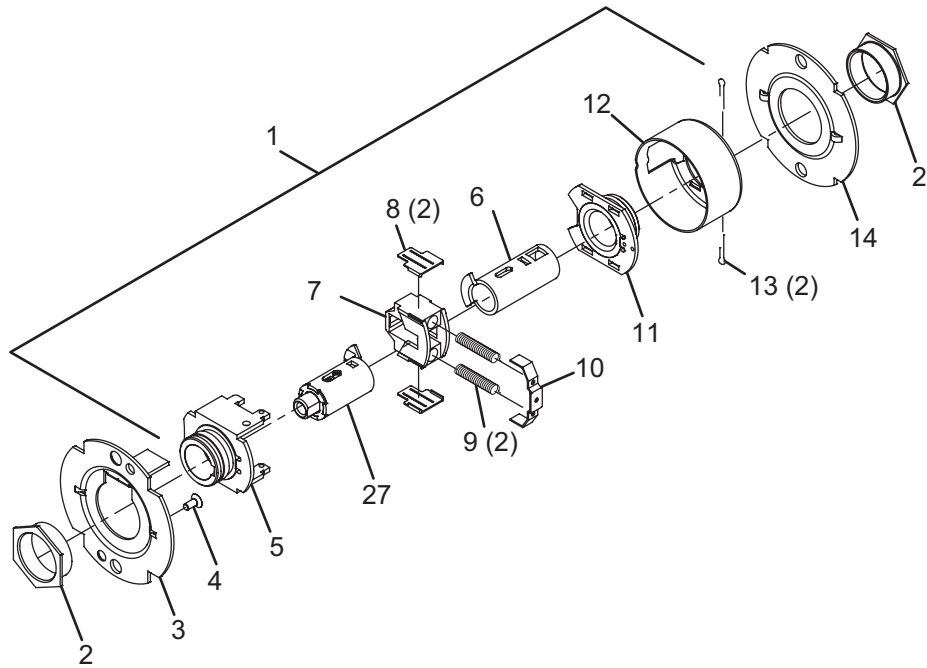


No.	Description	Part number
1	Chassis assembly, T351/T561	A30758-000-00
2	Flanged nut (2)	030726-000-30
3	Outer mounting plate	030712-001-30
4	#8-32 x 3/8" Self tap screw	031533-006-30
5	Hub and housing assembly	A30746-000-00
6	Spindle	030733-000-55
7	Retractor	022106-002-55
8	Retractor insert (2)	022986-001-50

No.	Description	Part number
9	Retractor spring (2)	022108-001-60
10	Retractor spring retainer	022112-000-30
11	Hub and plate assembly	A30747-000-00
12	Housing case	022114-000-30
13	Cotter pin (2)	002893-000-60
14	Inner mounting plate	030712-000-30
26	Key spindle assembly, std	A30780-000-30

Classroom lock – IC

T561

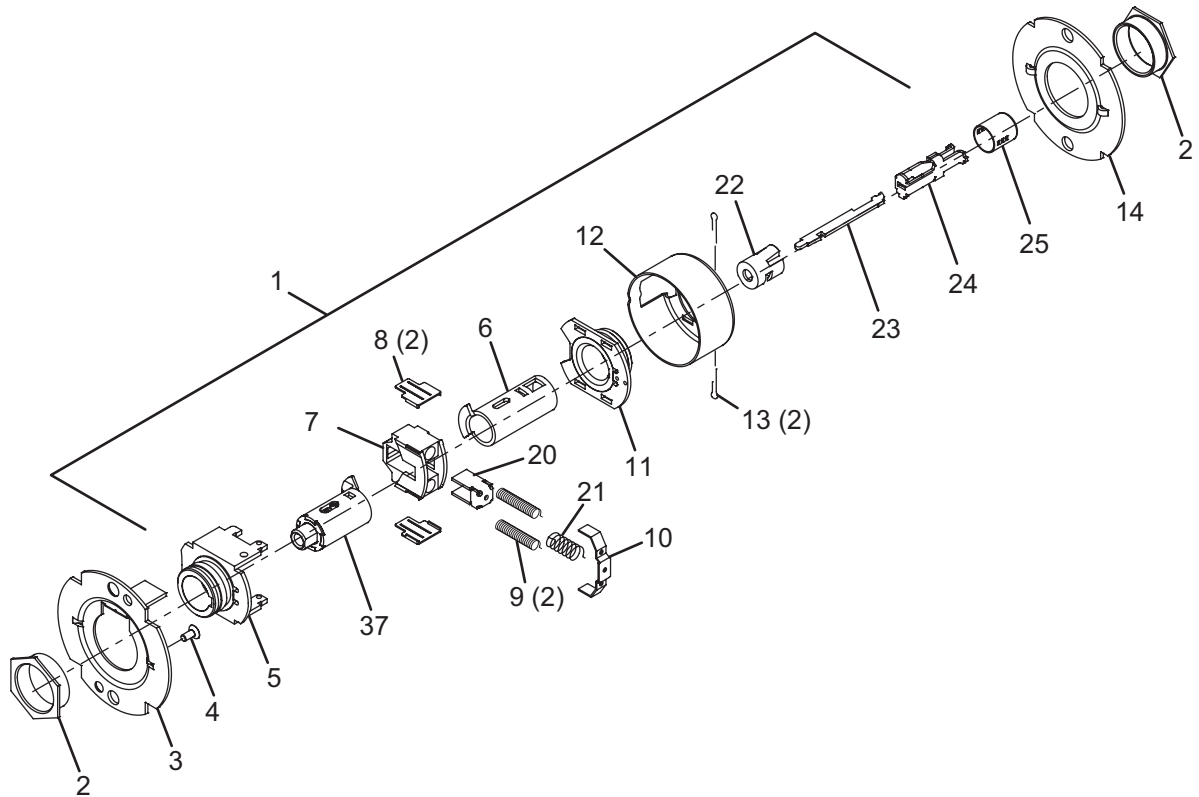


No.	Description	Part number
1	Chassis assembly, T351/T561-IC	A30758-001-00
2	Flanged nut (2)	030726-000-30
3	Outer mounting plate	030712-001-30
4	#8-32 x 3/8" Self tap screw	031533-006-30
5	Hub and housing assembly	A30746-000-00
6	Spindle	030733-000-55
7	Retractor	022106-002-55
8	Retractor insert (2)	022986-001-50

No.	Description	Part number
9	Retractor spring (2)	022108-001-60
10	Retractor spring retainer	022112-000-30
11	Hub and plate assembly	A30747-000-00
12	Housing case	022114-000-30
13	Cotter pin (2)	002893-000-60
14	Inner mounting plate	030712-000-30
27	Key spindle assembly, IC	A30780-001-30

Dormitory lock

T571



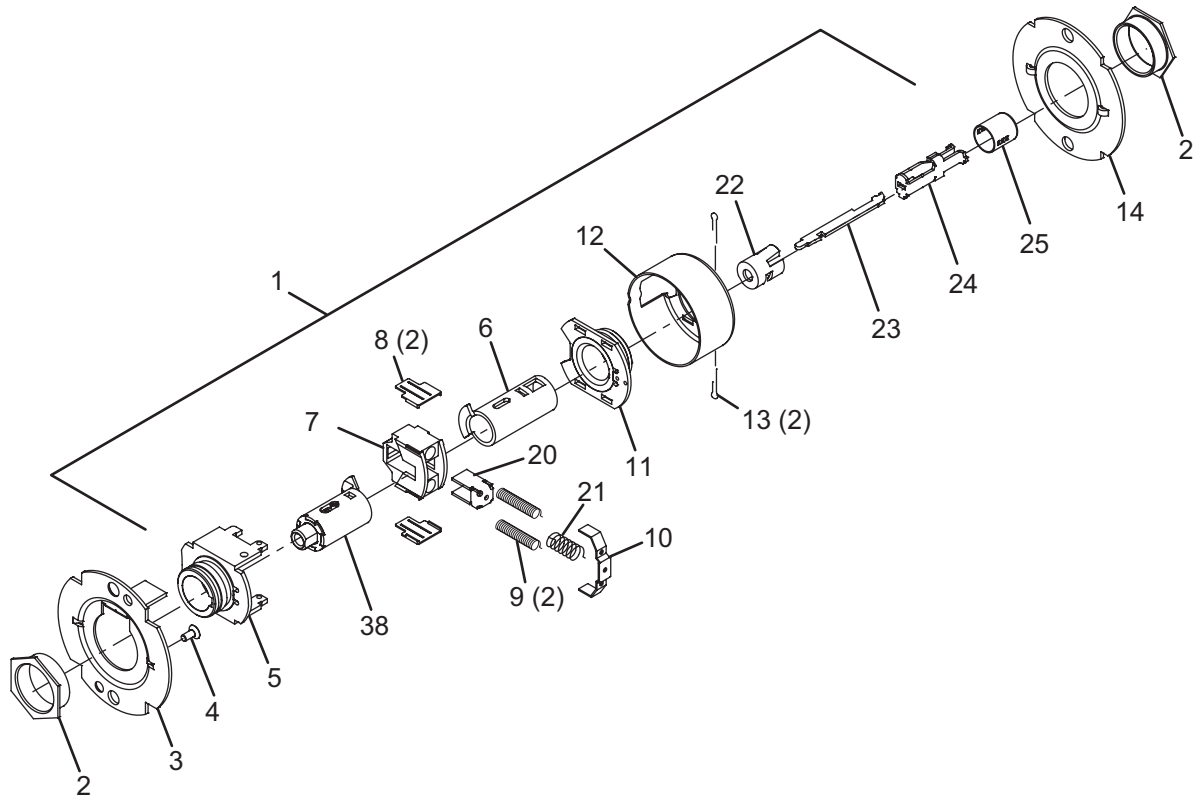
No.	Description	Part number
1	Chassis assembly, T571	A30759-000-00
2	Flanged nut (2)	030726-000-30
3	Outer mounting plate	030712-001-30
4	#8-32 x 3/8" Self tap screw	031533-006-30
5	Hub and housing assembly	A30746-000-00
6	Spindle	030733-000-55
7	Retractor	022106-002-55
8	Retractor insert (2)	022986-001-50
9	Retractor spring (2)	022108-001-60
10	Retractor spring retainer	022112-000-30
11	Hub and plate assembly	A30747-000-00

No.	Description	Part number
12	Housing case	022114-000-30
13	Cotter pin (2)	002893-000-60
14	Inner mounting plate	030712-000-30
20	Slide catch	022105-000-30
21	Slide catch spring	012107-001-60
22	Push button sleeve	022134-000-50
23	Dogging bar	030722-000-30
24	Push/turn button mount	030731-000-30
25	Push button cap	030728-000*
37	Key spindle assembly, T571, std	A30915-000-00

*= Finish or specify finish on all

Dormitory lock – IC

T571

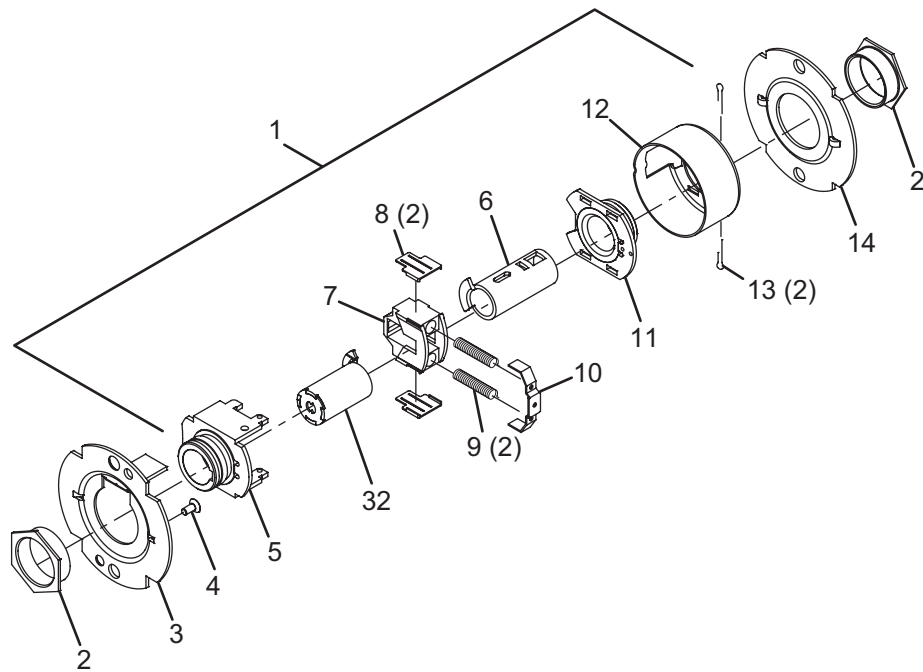


No.	Description	Part number
1	Chassis assembly, T571-IC	A30759-001-00
2	Flanged nut (2)	030726-000-30
3	Outer mounting plate	030712-001-30
4	#8-32 x 3/8" Self tap screw	031533-006-30
5	Hub and housing assembly	A30746-000-00
6	Spindle	030733-000-55
7	Retractor	022106-002-55
8	Retractor insert (2)	022986-001-50
9	Retractor spring (2)	022108-001-60
10	Retractor spring retainer	022112-000-30
11	Hub and plate assembly	A30747-000-00

No.	Description	Part number
12	Housing case	022114-000-30
13	Cotter pin (2)	002893-000-60
14	Inner mounting plate	030712-000-30
20	Slide catch	022105-000-30
21	Slide catch spring	012107-001-60
22	Push button sleeve	022134-000-50
23	Dogging bar	030722-000-30
24	Push/turn button mount	030731-000-30
25	Push button cap	030728-000*
38	Key spindle assembly, T571, IC	A30915-001-00

Storeroom lock

T581

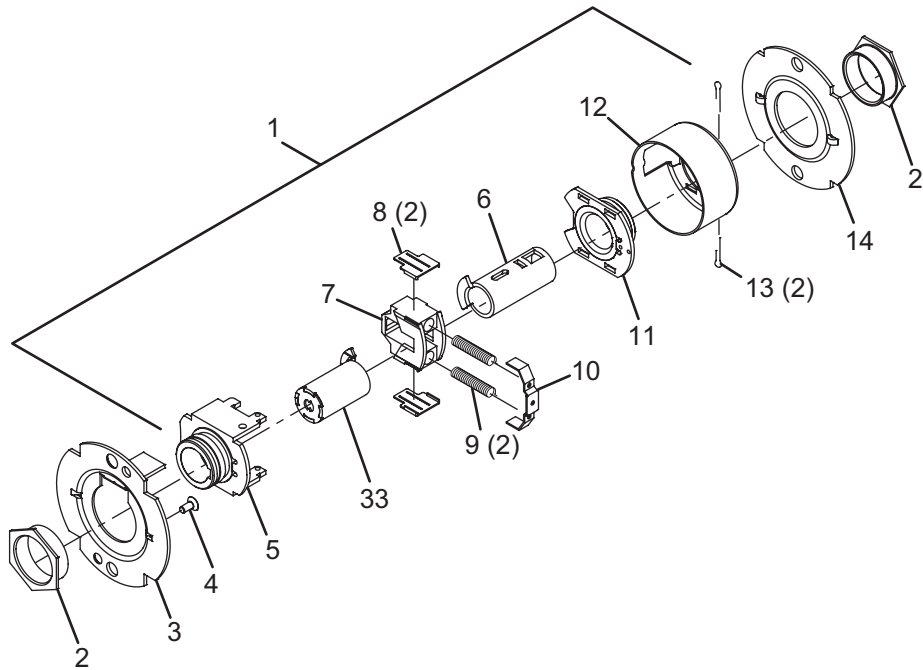


No.	Description	Part number
1	Chassis assembly, T581	A30760-000-00
2	Flanged nut (2)	030726-000-30
3	Outer mounting plate	030712-001-30
4	#8-32 x 3/8" Self tap screw	031533-006-30
5	Hub and housing assembly	A30746-000-00
6	Spindle	030733-000-55
7	Retractor	022106-002-55
8	Retractor insert (2)	022986-001-50

No.	Description	Part number
9	Retractor spring (2)	022108-001-60
10	Retractor spring retainer	022112-000-30
11	Hub and plate assembly	A30747-000-00
12	Housing case	022114-000-30
13	Cotter pin (2)	002893-000-60
14	Inner mounting plate	030712-000-30
32	Spindle, 2 ear, std	030732-000-30

Storeroom lock – IC

T581

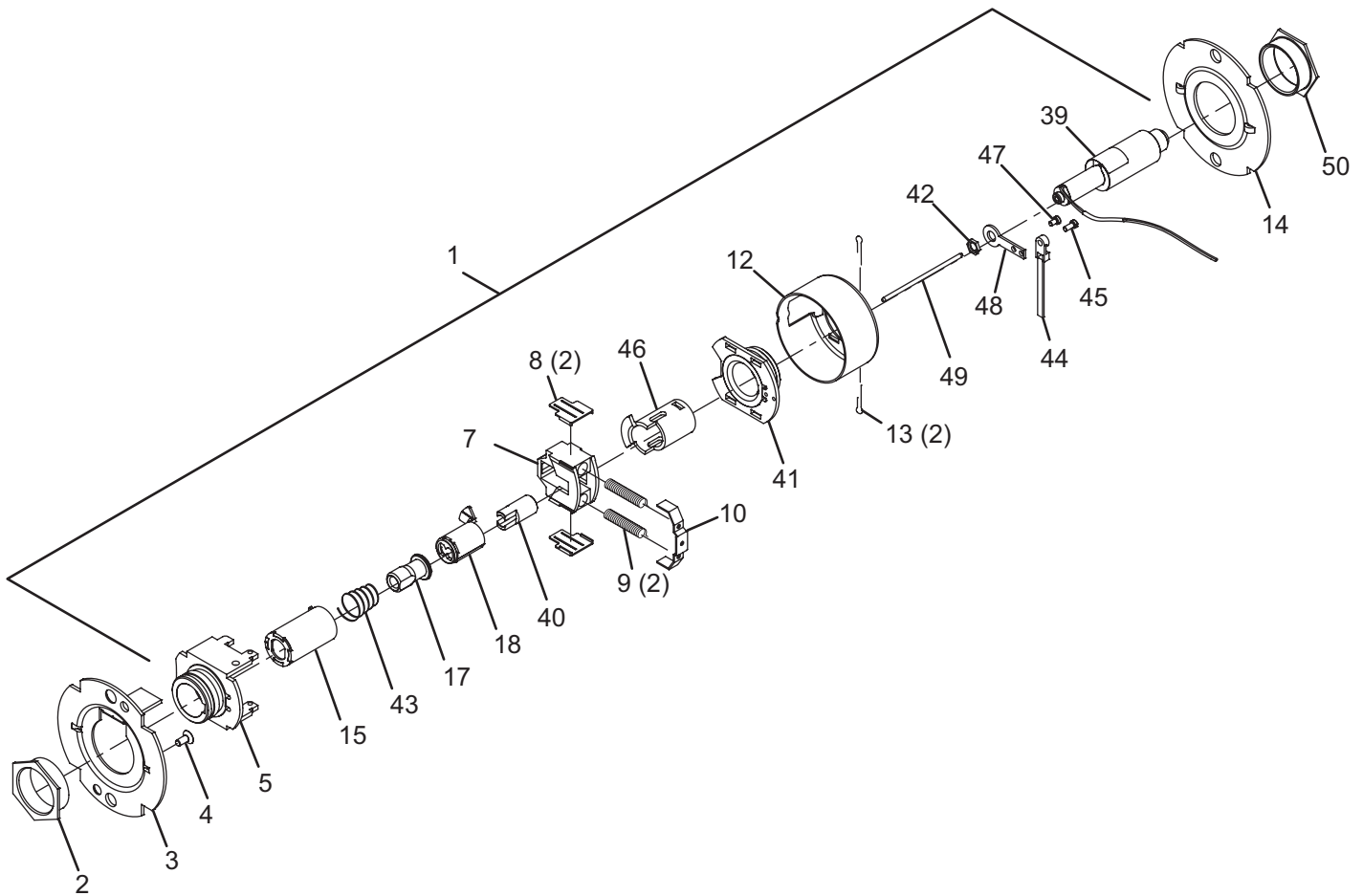


No.	Description	Part number
1	Chassis assembly, T581-IC	A30760-001-00
2	Flanged nut (2)	030726-000-30
3	Outer mounting plate	030712-001-30
4	#8-32 x 3/8" Self tap screw	031533-006-30
5	Hub and housing assembly	A30746-000-00
6	Spindle	030733-000-55
7	Retractor	022106-002-55
8	Retractor insert (2)	022986-001-50

No.	Description	Part number
9	Retractor spring (2)	022108-001-60
10	Retractor spring retainer	022112-000-30
11	Hub and plate assembly	A30747-000-00
12	Housing case	022114-000-30
13	Cotter pin (2)	002893-000-60
14	Inner mounting plate	030712-000-30
33	Spindle, 2 ear, IC	030732-001-00

Storeroom lock (electrified – fail safe)

T851

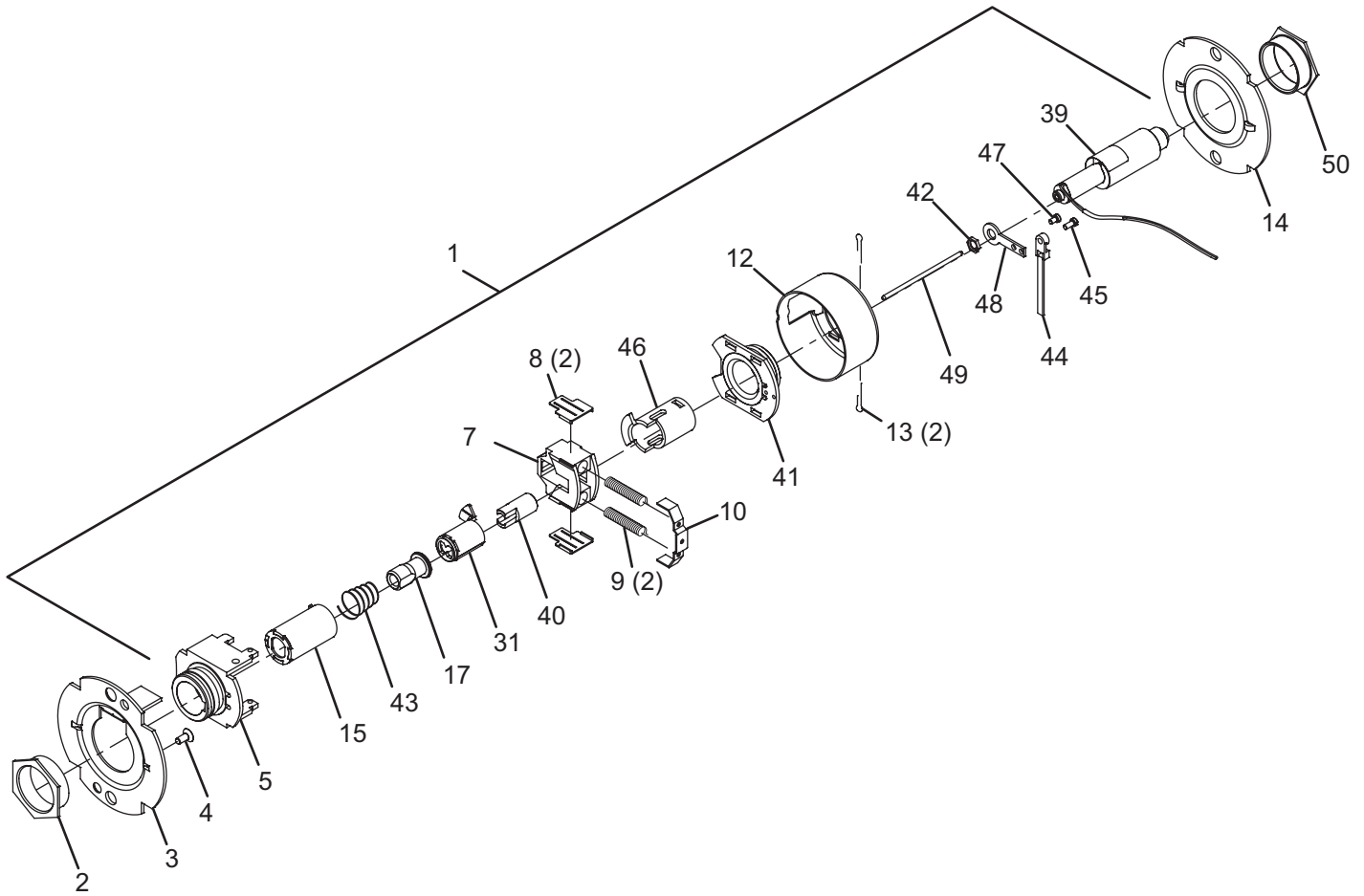


No.	Description	Part number
1	Chassis assembly, T851	A31517-000-00
2	Flanged Nut	030726-000-30
3	Outer mounting plate	030712-001-30
4	#8-32 x 3/8" Self tap screw	031533-006-30
5	Hub and housing assembly	A30746-000-00
7	Retractor	022106-002-55
8	Retractor insert (2)	022986-001-50
9	Retractor spring (2)	022108-001-60
10	Retractor spring retainer	022112-000-30
12	Housing case	022114-001-30
18	Key spindle, std	030718-000-30
39	Solenoid, fail safe	031416-000-70

No.	Description	Part number
40	Push acuator, electrified lock	030711-001-30
41	Hub and plate assembly, electrified	A31538-001-00
42	Special Nut, 1/4" x 28	031511-000-30
43	Clutch spring, fail safe	030709-001-30
44	Modified cable tie	Q001-088-70
45	Fillister head 4-40 x 1/4 screw	031515-004-30
46	Spindle, inside, T851/T881	030733-002-55
47	Fillister head 4-40 x 1/8 screw	Q001-087
48	Solenoid mounting	031514-000-30
49	Push rod, fail safe	031513-001-60
50	Flanged nut, inside, electrified	030726-007-30

Storeroom lock (electrified – fail safe) – IC

T851

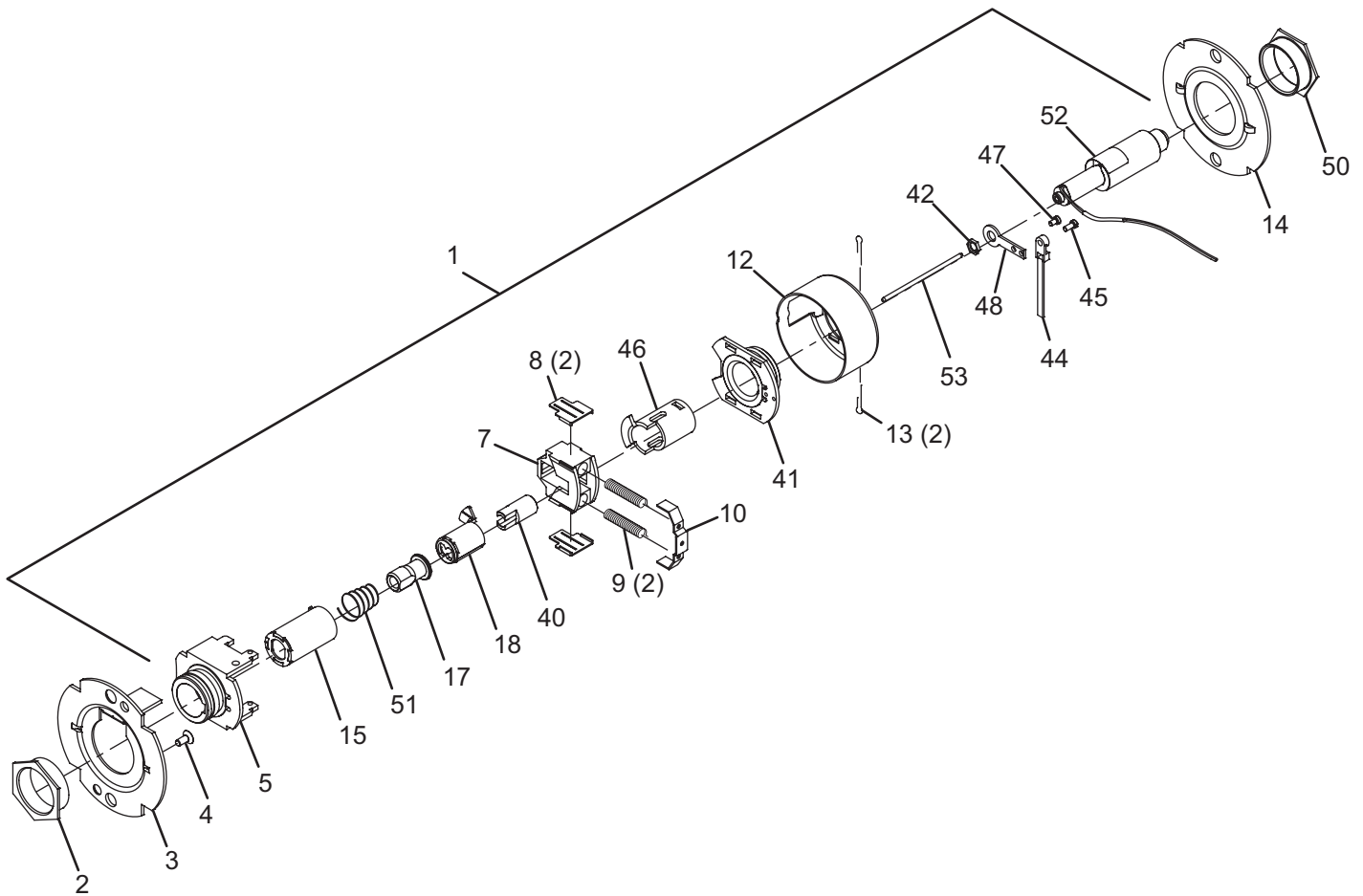


No.	Description	Part number
1	Chassis assembly, T851	A31517-000-00
2	Flanged Nut	030726-000-30
3	Outer mounting plate	030712-001-30
4	#8-32 x 3/8" Self tap screw	031533-006-30
5	Hub and housing assembly	A30746-000-00
7	Retractor	022106-002-55
8	Retractor insert (2)	022986-001-50
9	Retractor spring (2)	022108-001-60
10	Retractor spring retainer	022112-000-30
12	Housing case	022114-001-30
13	Cotter pin (2)	002893-000-60
14	Inner mounting plate	030712-000-30
15	Spindle, 1 ear, outer	030732-005-30
17	Clutch driver	030716-001-30

No.	Description	Part number
18	Key spindle, std	030718-000-30
39	Solenoid, fail safe	031416-000-70
40	Push acuator, electrified lock	030711-001-30
41	Hub and plate assembly, electrified	A31538-001-00
42	Special nut, 1/4" x 28	031511-000-30
43	Clutch spring, fail safe	030709-001-30
44	Modified cable tie	Q001-088-70
45	Fillister head 4-40 x 1/4 Screw	031515-004-30
46	Spindle, inside, T851/T881	030733-002-55
47	Fillister head 4-40 x 1/8 Screw	Q001-087
48	Solenoid mounting	031514-000-30
49	Push rod, fail safe	031513-001-60
50	Flanged nut, inside, electrified	030726-007-30

Storeroom lock (electrified – fail secure)

T881

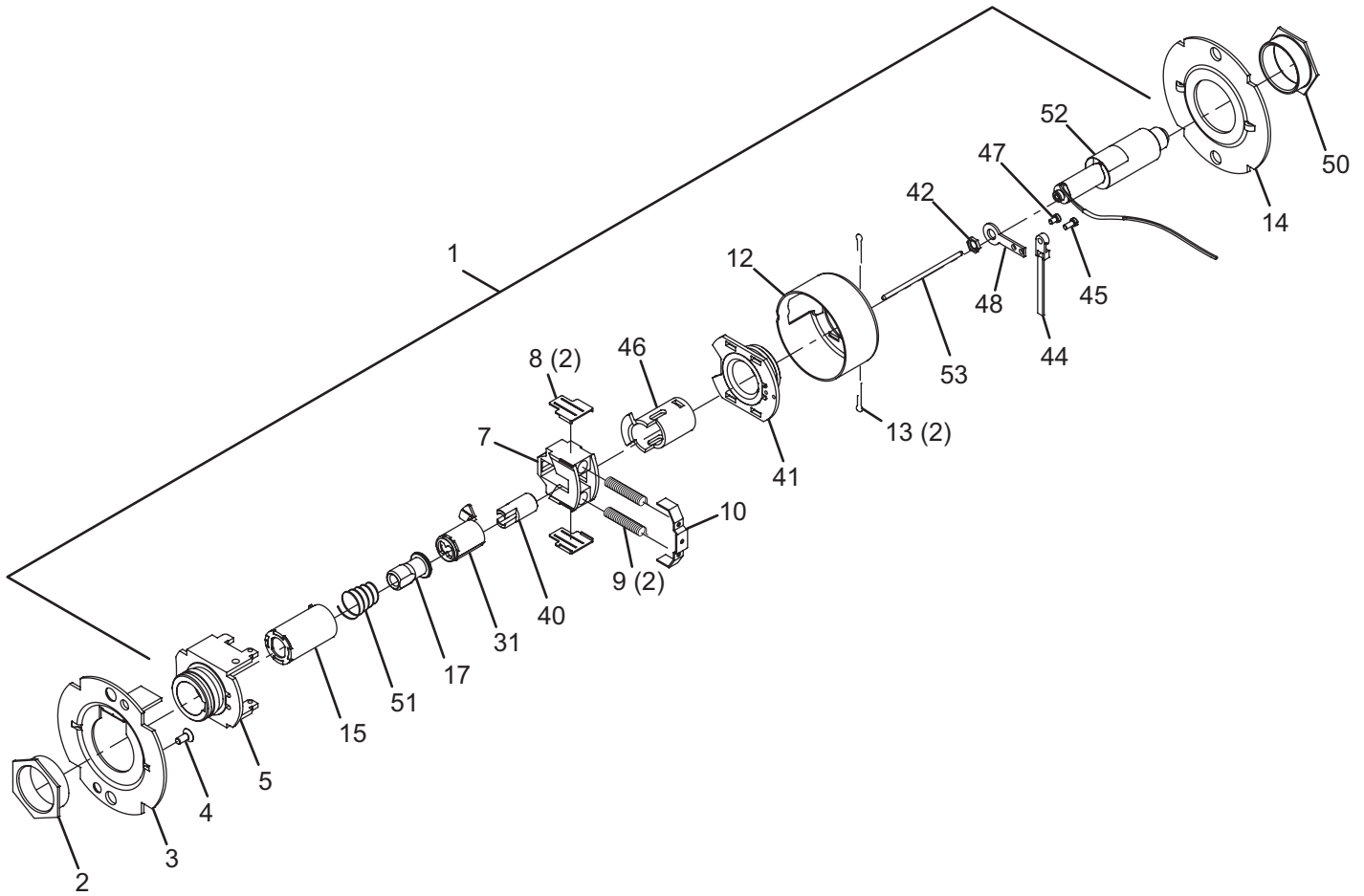


No.	Description	Part number
1	Chassis assembly, T851	A31517-000-00
2	Flanged Nut	030726-000-30
3	Outer mounting plate	030712-001-30
4	#8-32 x 3/8" Self tap screw	031533-006-30
5	Hub and housing assembly	A30746-000-00
7	Retractor	022106-002-55
8	Retractor insert (2)	022986-001-50
9	Retractor spring (2)	022108-001-60
10	Retractor spring retainer	022112-000-30
12	Housing case	022114-001-30
13	Cotter pin (2)	002893-000-60
14	Inner mounting plate	030712-000-30
15	Spindle, 1 ear, outer	030732-005-30
17	Clutch driver	030716-001-30

No.	Description	Part number
18	Key spindle, std	030718-000-30
39	Solenoid, fail safe	031416-000-70
40	Push acutator, electrified lock	030711-001-30
41	Hub and plate assembly, electrified	A31538-001-00
42	Special nut, 1/4" x 28	031511-000-30
43	Clutch spring, fail safe	030709-001-30
44	Modified cable tie	Q001-088-70
45	Fillister head 4-40 x 1/4 screw	031515-004-30
46	Spindle, inside, T851/T881	030733-002-55
47	Fillister head 4-40 x 1/8 screw	Q001-087
48	Solenoid mounting	031514-000-30
49	Push rod, fail safe	031513-001-60
50	Flanged nut, inside, electrified	030726-007-30

Storeroom lock (electrified – fail secure) – IC

T881



No.	Description	Part number
1	Chassis assembly, T851	A31517-000-00
2	Flanged Nut	030726-000-30
3	Outer mounting plate	030712-001-30
4	#8-32 x 3/8" Self tap screw	031533-006-30
5	Hub and housing assembly	A30746-000-00
7	Retractor	022106-002-55
8	Retractor insert (2)	022986-001-50
9	Retractor spring (2)	022108-001-60
10	Retractor spring retainer	022112-000-30
12	Housing case	022114-001-30
13	Cotter pin (2)	002893-000-60
14	Inner mounting plate	030712-000-30
15	Spindle, 1 ear, outer	030732-005-30
17	Clutch driver	030716-001-30

No.	Description	Part number
18	Key spindle, std	030718-000-30
39	Solenoid, fail safe	031416-000-70
40	Push acuator, electrified lock	030711-001-30
41	Hub and plate assembly, electrified	A31538-001-00
42	Special nut, 1/4" x 28	031511-000-30
43	Clutch spring, fail safe	030709-001-30
44	Modified cable tie	Q001-088-70
45	Fillister head 4-40 x 1/4 screw	031515-004-30
46	Spindle, inside, T851/T881	030733-002-55
47	Fillister head 4-40 x 1/8 Screw	Q001-087
48	Solenoid mounting	031514-000-30
49	Push rod, fail safe	031513-001-60
50	Flanged nut, inside, electrified	030726-007-30

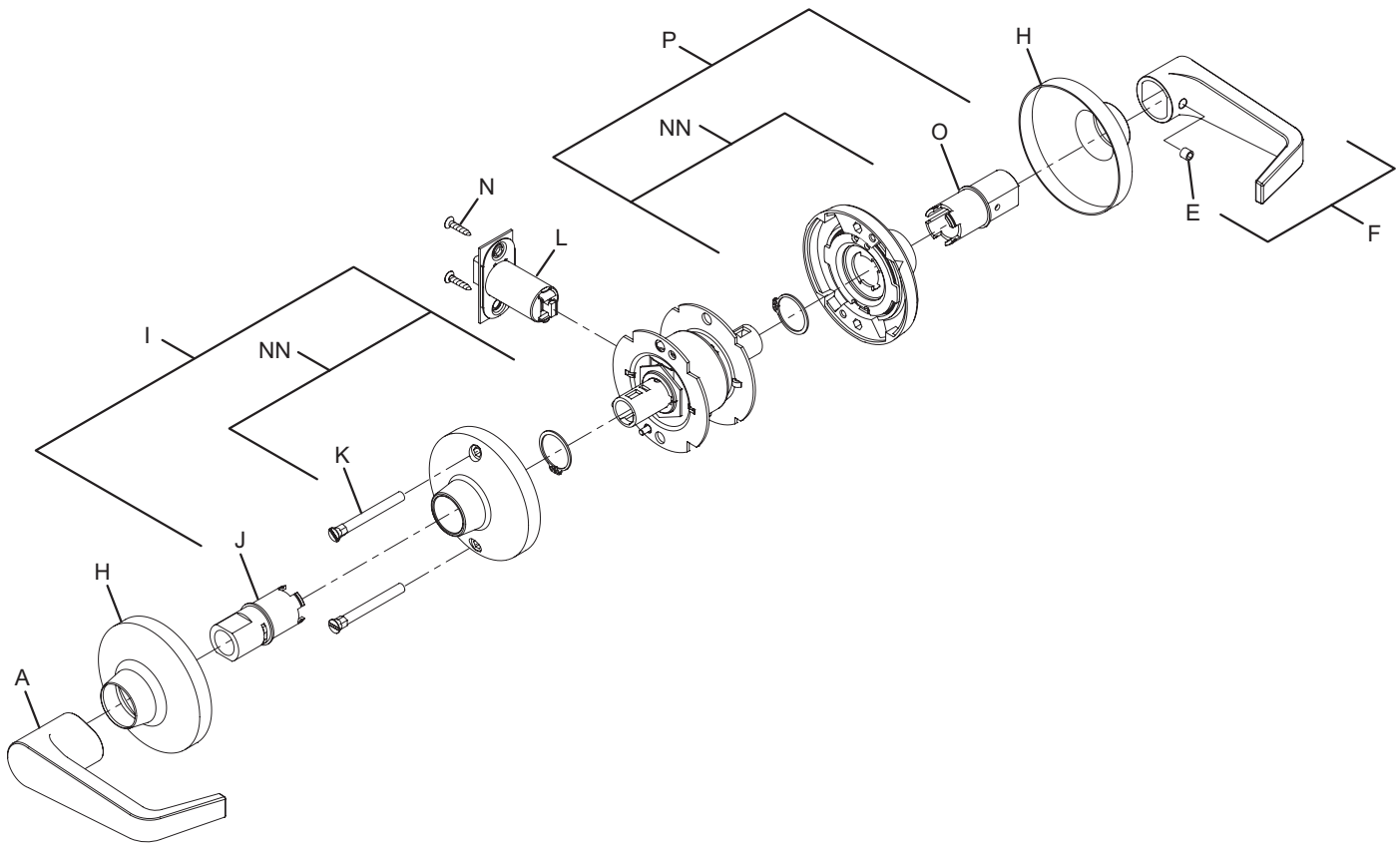
Trim assemblies

- 34 Passage latchset
- 35 Privacy hospital lock
- 36 Privacy lock
- 37 Closet lock
- 38 Classroom security lock
- 39 Asylum lock
- 40 Entry lock
- 41 Entry/office lock
- 42 Office lock
- 43 Classroom lock
- 44 Dormitory lock
- 45 Storeroom lock
- 46 Storeroom lock (electrified – fail safe)
- 47 Storeroom lock (electrified – fail secure)

Trim assemblies

Passage latchset

T101



Note: spring cage components require lubrication. See page 51 for specifications.

No.	Description	Part number
A	Closed lever, outside	see page 52
E	Lever set screw	030831-004-30
F	Closed lever and set screw assembly	A30753-00X*
H	Rose	030706-002*
I	Spring cage and spindle, outside, passage	A30749-000-00
J	Spindle, outside, passage	A30906-000-00

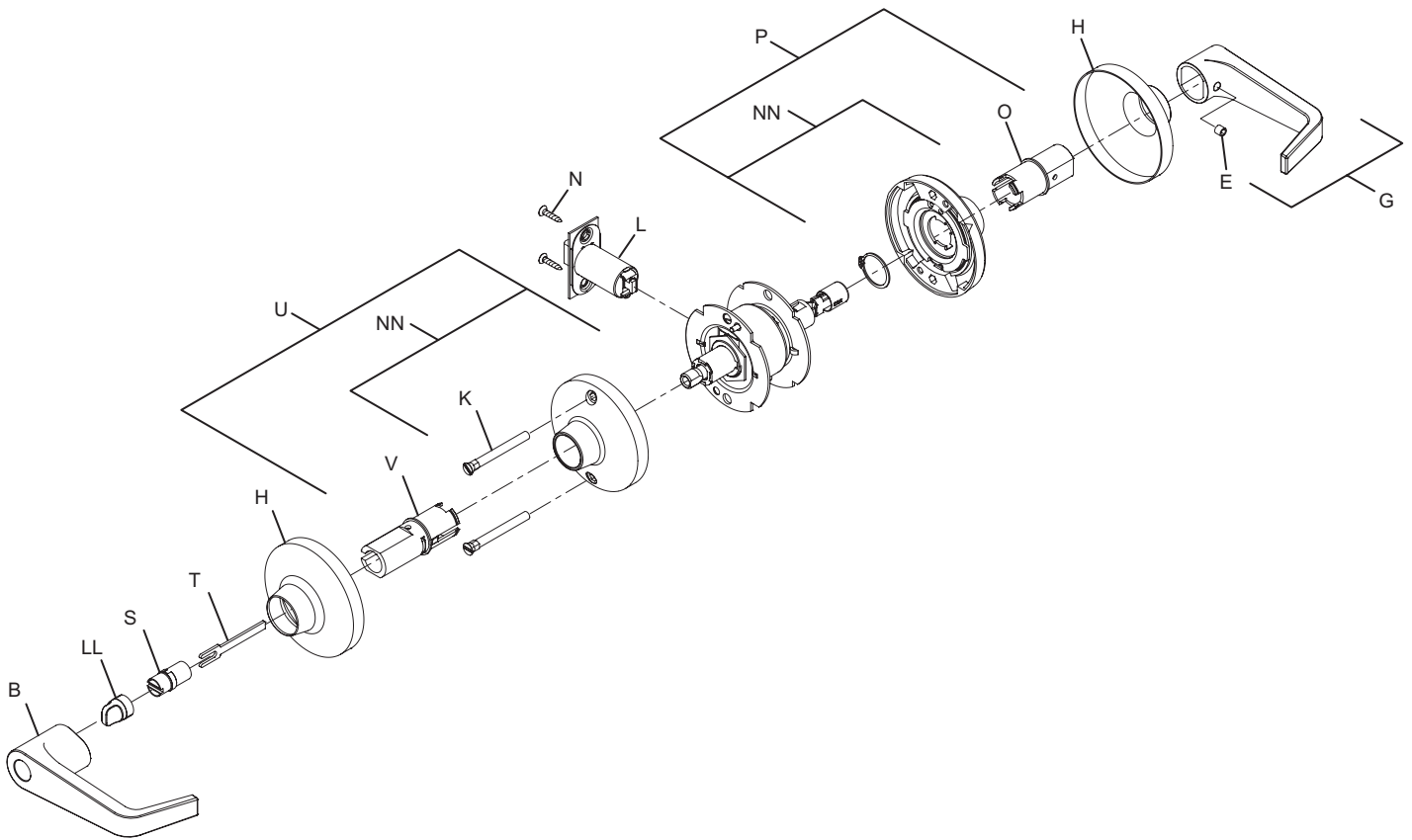
No.	Description	Part number
K	Mounting post (2)	030715-000-30
L	Spring latch	A98535-000*
N	#8-32 x 3/4" combo screw	024416-012*
O	Spindle, inside, passage/button	030703-000-30
P	Spring cage and spindle, inside, passage/button	A30750-000-00
NN	Non-locking spring cage	Q330-271

* Finish or specify finish on all

Trim assemblies

Privacy hospital lock

T291



Note: spring cage components require lubrication. See page 51 for specifications.

No.	Description	Part number
B	Open lever, outside	see page 52
E	Lever set screw	030831-004-30
G	Open lever and set screw assembly	A30753-01X*
H	Rose	030706-002*
K	Mounting post (2)	030715-000-30
L	Spring latch	A98535-000*
N	#8-32 x 3/4" combo screw	024416-012*
O	Spindle, inside, passage/button	030703-000-30

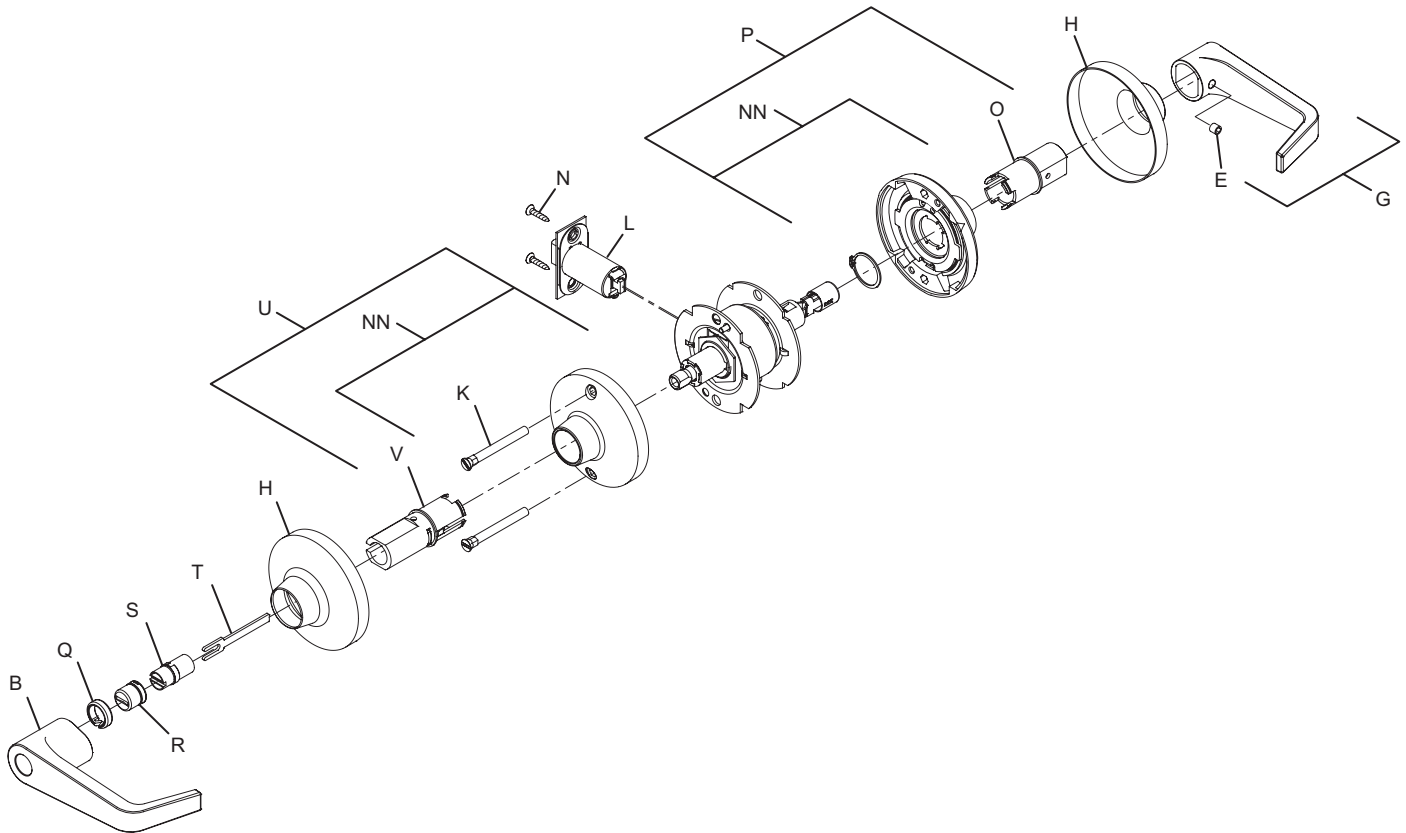
No.	Description	Part number
P	Spring cage and spindle, inside, passage/button	A30750-000-00
S	Outer button mount	030729-000-70
T	Tailpiece, 6-pin IC	030739-000-30
U	Spring cage and spindle, outside, button	A30796-000-00
V	Spindle, outside, button	A30905-000-00
LL	Button, T291, outside	Q033-044*
NN	Non-locking spring cage	Q330-271

*= Finish or specify finish on all

Trim assemblies

Privacy lock

T301



Note: Spring Cage components require lubrication. See page 51 for specifications.

No.	Description	Part number
B	Open lever, outside	see page 52
E	Lever set screw	030831-004-30
G	Open lever and set screw assembly	A30753-01X*
H	Rose	030706-002*
K	Mounting post (2)	030715-000-30
L	Spring latch	A98535-000*
N	#8-32 x 3/4" combo screw	024416-012*
O	Spindle, inside, passage/button	030703-000-30

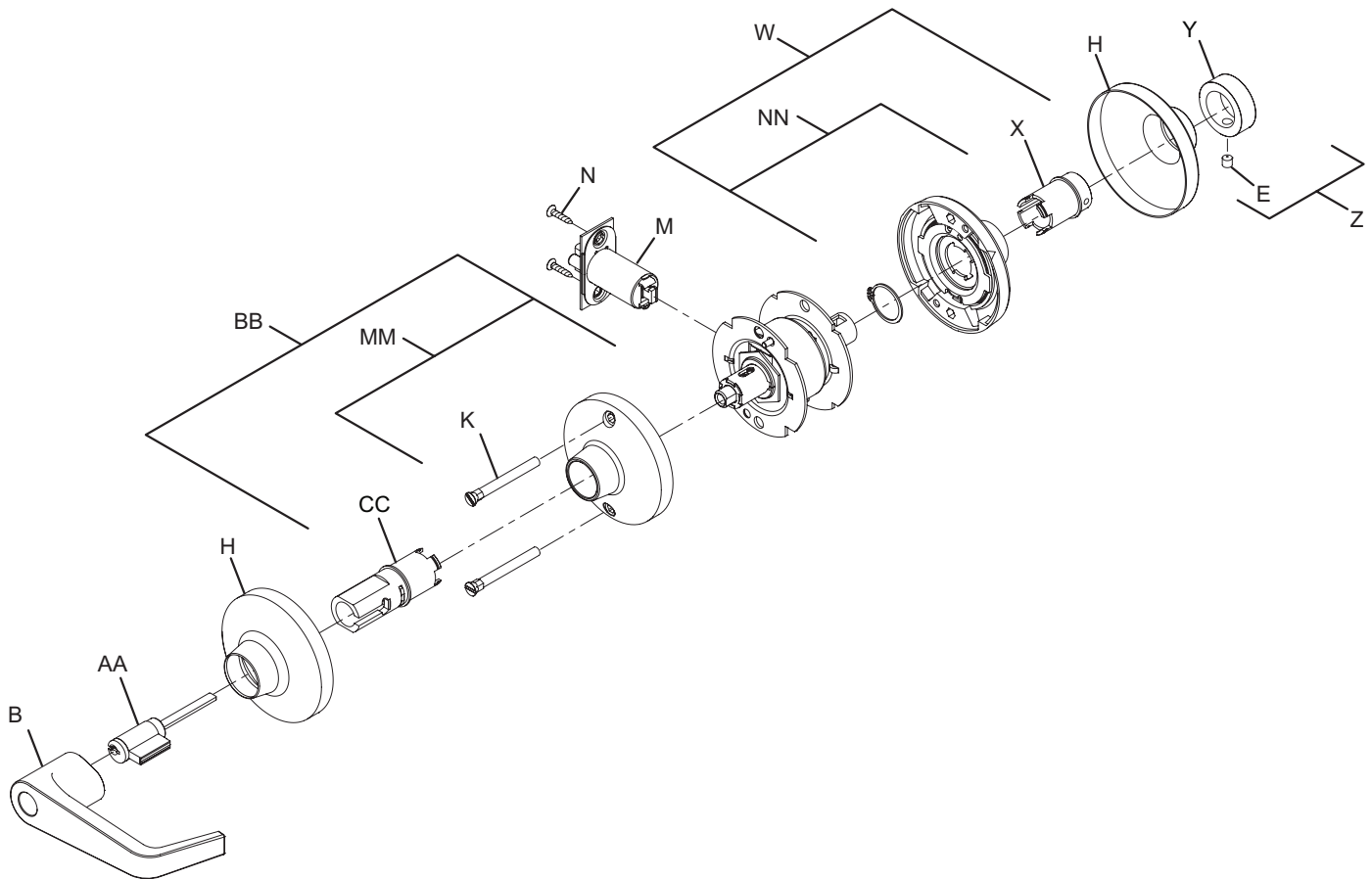
No.	Description	Part number
P	Spring cage and spindle, inside, passage/button	A30750-000-00
Q	Button spacer	030787-000-70
R	Emergency release cap	030654-000*
S	Outer button mount	030729-000-70
T	Tailpiece, 6-pin IC	030739-000-30
U	Spring cage and spindle, outside, button	A30796-000-00
V	Spindle, outside, button	A30905-000-00
NN	Non-locking spring cage	Q330-271

*= Finish or Specify Finish on All

Trim assemblies

Closet lock

T351



Note: Spring Cage components require lubrication. See page 51 for specifications.

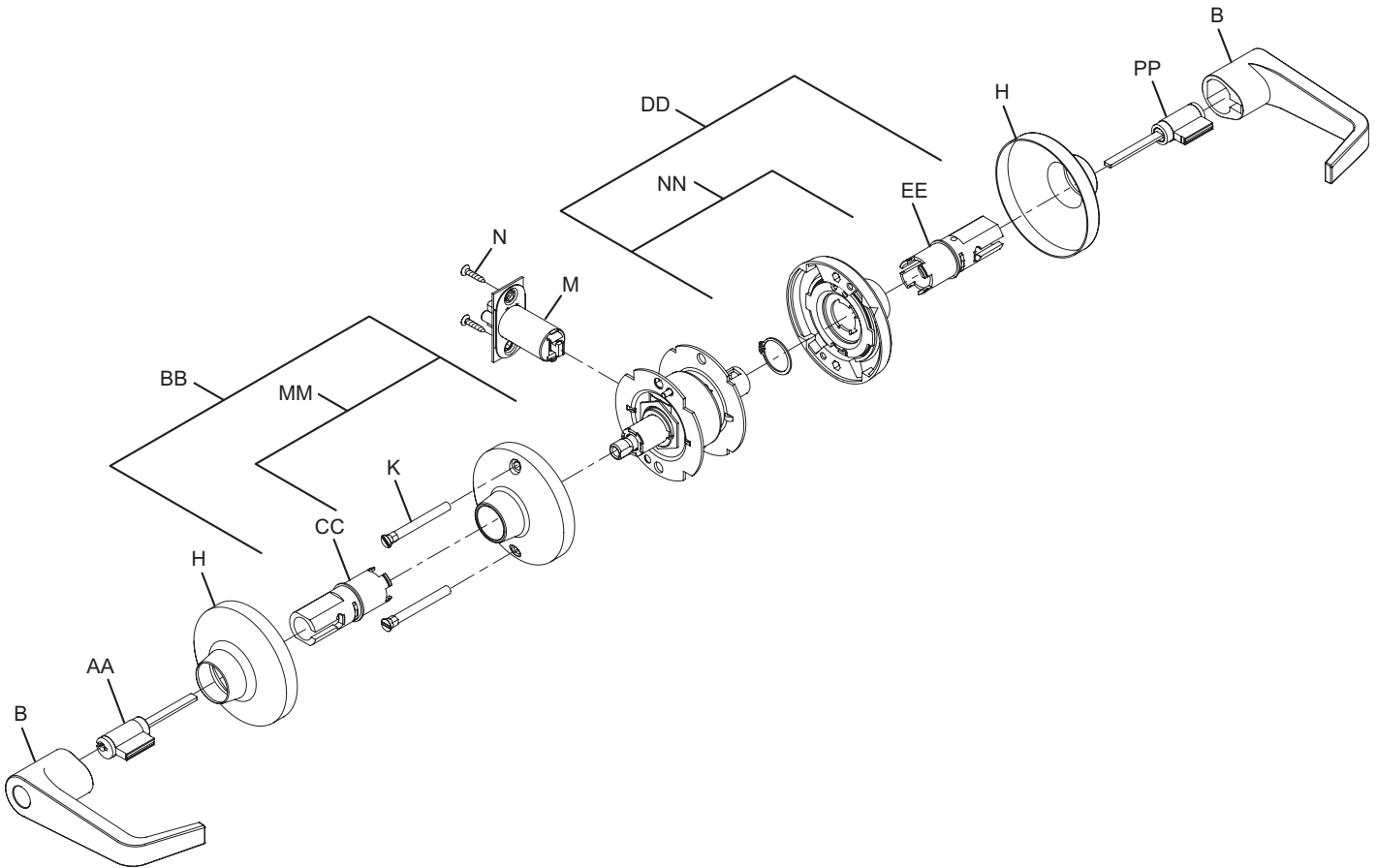
No.	Description	Part number
B	Open lever, outside	see page 52
E	Lever set screw	030831-004-30
H	Rose	030706-002*
K	Mounting post (2)	030715-000-30
M	Deadlatch	A98535-00D*
N	#8-32 x 3/4" combo screw	024416-012*
W	Spring cage and spindle, inside, T351	A30776-001-00
X	Spindle, inside, T351	030703-001-30

No.	Description	Part number
Y	Turn knob, knurled	030738-000*
Z	Turn knob and set screw assembly	A30788-000*
AA	6-Pin cylinder	A23161-05*
BB	Spring cage and spindle, outside, 6-pin cylinder	A30910-060-00
CC	Spindle, outside, 6-pin cylinder	A30905-060-00
MM	Locking spring cage	Q330-270
NN	Non-locking spring cage	Q330-271

*= Finish or Specify Finish on All

Classroom security lock

T381



Note: Spring Cage components require lubrication. See page 51 for specifications.

No.	Description	Part number
B	Open lever, outside	see page 52
H	Rose	030706-002*
K	Mounting post (2)	030715-000-30
M	Deadlatch	A98535-00D*
N	#8-32 x 3/4" combo screw	024416-012*
AA	6-Pin Cylinder	A23161-05*
BB	Spring cage and spindle, outside, 6-pin cylinder	A30910-060-00

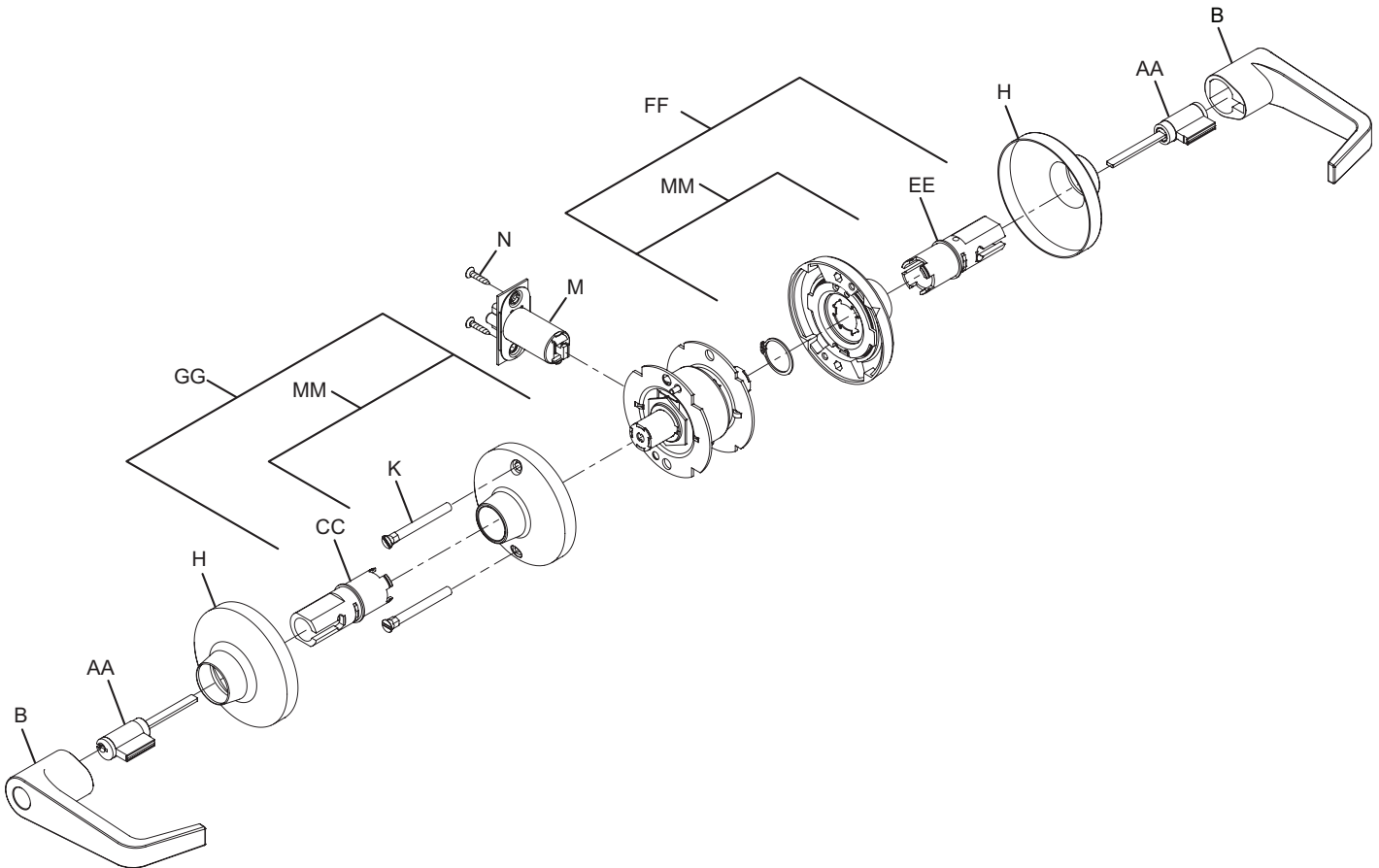
No.	Description	Part number
CC	Spindle, outside, 6-pin cylinder	A30905-060-00
DD	Spring cage and spindle, inside, 6-pin cylinder	A30779-060-00
EE	Spindle, inside, 6-pin cylinder	A30906-060-00
MM	Locking spring cage	Q330-270
NN	Non-locking spring cage	Q330-271
PP	6-Pin Cylinder	A23161-06*

*= Finish or Specify Finish on All

Trim assemblies

Asylum lock

T411



Note: Spring Cage components require lubrication. See page 51 for specifications.

No.	Description	Part number
B	Open lever, outside	see page 52
H	Rose	030706-002*
K	Mounting post (2)	030715-000-30
M	Deadlatch	A98535-00D*
N	#8-32 x 3/4" combo screw	024416-012*
AA	6-Pin cylinder	A23161-05*
CC	Spindle, outside, 6-pin cylinder	A30905-060-00
FF	Spring cage and spindle, inside, 6-pin cylinder, T411	A31523-060-00

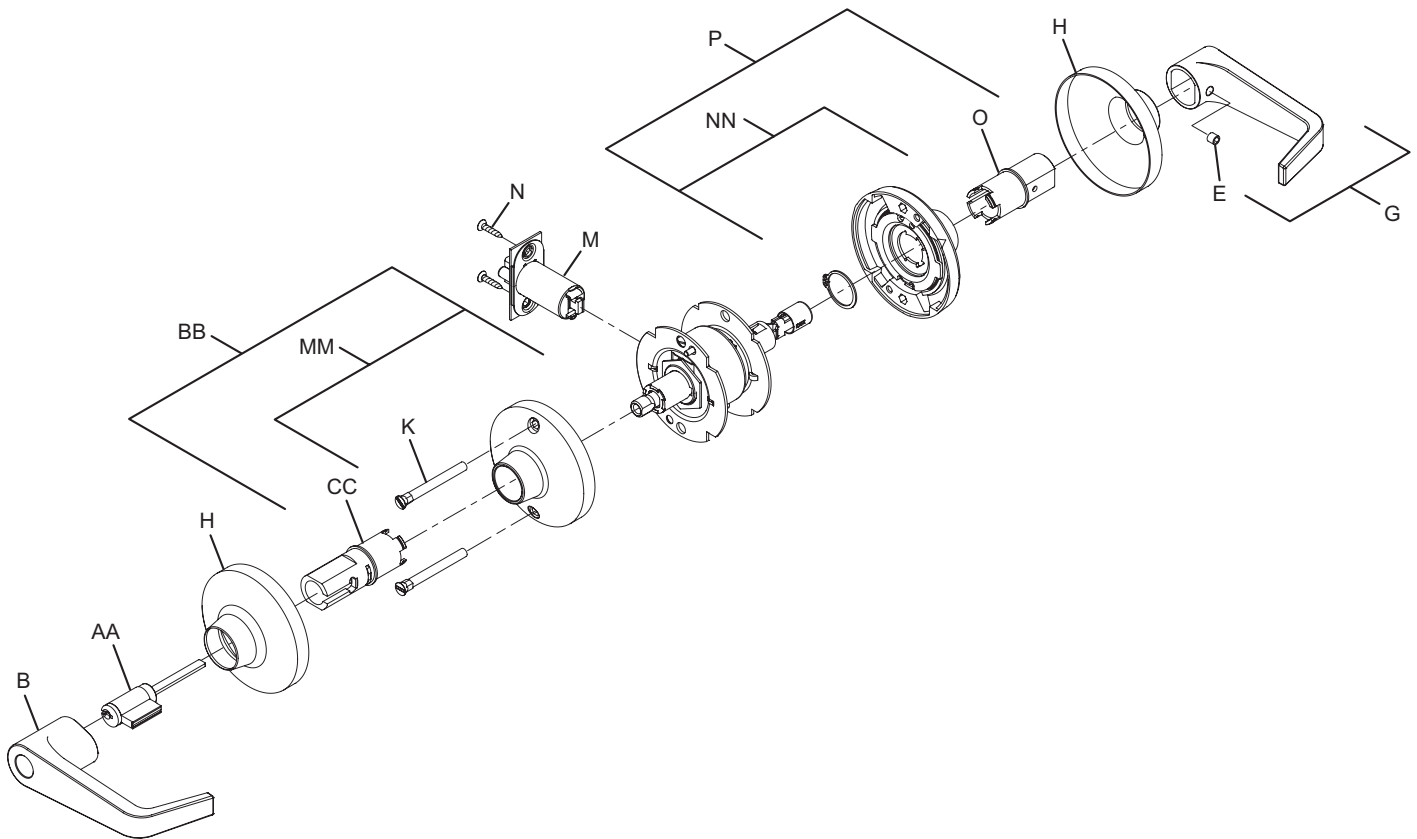
No.	Description	Part number
GG	Spring cage and spindle, outside, 6-pin cylinder, T411/T581	A30749-060-00
EE	Spindle, inside, 6-pin cylinder	030906-060-00
MM	Locking spring cage	Q330-270
CC	Spindle, outside, 6-pin cylinder	A30905-060-00
FF	Spring cage and spindle, inside, 6-pin cylinder, T411	A31523-060-00
GG	Spring cage and spindle, outside, 6-pin cylinder, T411/T581	A30749-060-00
EE	Spindle, inside, 6-pin cylinder	030906-060-00
MM	Locking spring cage	Q330-270

*= Finish or Specify Finish on All

Trim assemblies

Entry lock

T501



Note: Spring Cage components require lubrication. See page 51 for specifications.

No.	Description	Part number
B	Open lever, outside	see page 52
E	Lever set screw	030831-004-30
G	Open lever and set screw assembly	A30753-01X*
H	Rose	030706-002*
K	Mounting post (2)	030715-000-30
M	Deadlatch	A98535-00D*
N	#8-32 x 3/4" combo screw	024416-012*
O	Spindle, inside, passage/button	030703-000-30

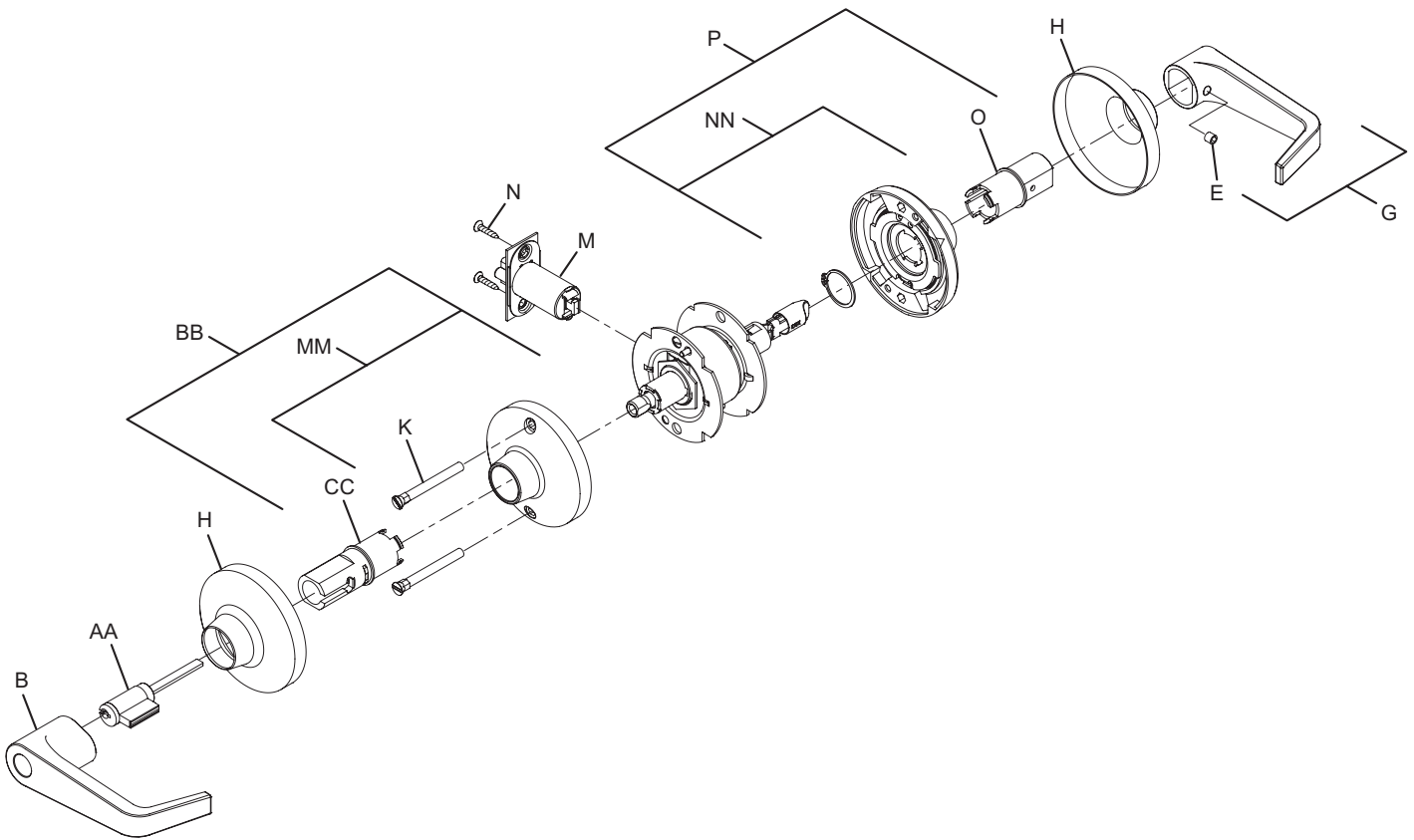
No.	Description	Part number
P	Spring cage and spindle, inside, passage/button	A30750-000-00
AA	6-Pin cylinder	A23161-05*
BB	Spring cage and spindle, outside, 6-pin cylinder	A30910-060-00
CC	Spindle, 6-pin cylinder, outside	A30905-060-00
MM	Locking spring cage	Q330-270
NN	Non-locking spring cage	Q330-271

*= Finish or Specify Finish on All

Trim assemblies

Entry/office lock

T511



Note: Spring Cage components require lubrication. See page 51 for specifications.

No.	Description	Part number
B	Open lever, outside	see page 52
E	Lever set screw	030831-004-30
G	Open lever and set screw assembly	A30753-01X*
H	Rose	030706-002*
K	Mounting post (2)	030715-000-30
M	Deadlatch	A98535-00D*
N	#8-32 x 3/4" combo screw	024416-012*
O	Spindle, inside, passage/button	030703-000-30

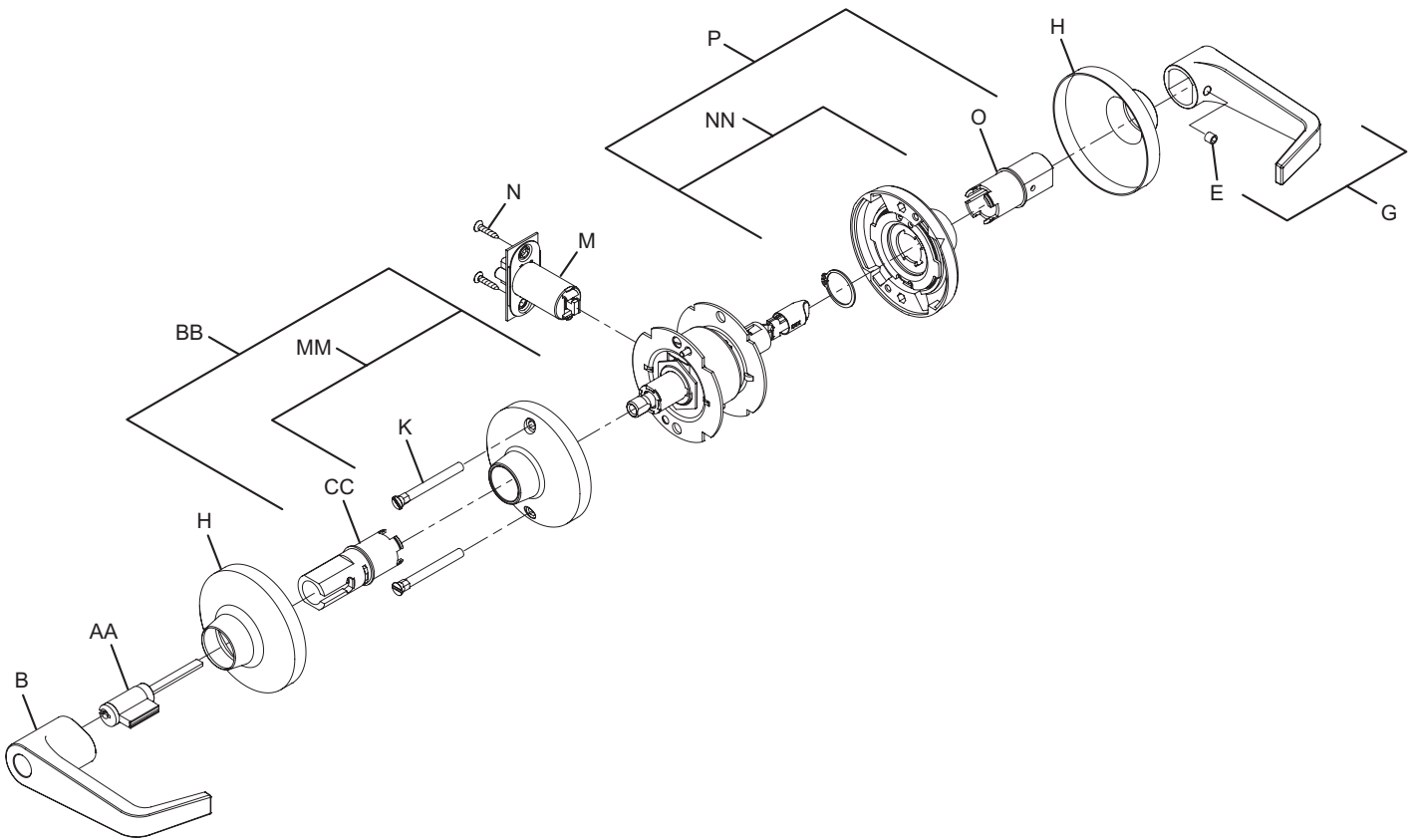
No.	Description	Part number
P	Spring cage and spindle, inside, passage/button	A30750-000-00
AA	6-Pin cylinder	A23161-05*
BB	Spring cage and spindle, outside, 6-pin cylinder	A30910-060-00
CC	Spindle, 6-pin cylinder, outside	A30905-060-00
MM	Locking spring cage	Q330-270
NN	Non-locking spring cage	Q330-271

*= Finish or Specify Finish on All

Trim assemblies

Office lock

T521



Note: Spring Cage components require lubrication. See page 51 for specifications.

No.	Description	Part number
B	Open lever, outside	see page 52
E	Lever set screw	030831-004-30
G	Open lever and set screw assembly	A30753-01X*
H	Rose	030706-002*
K	Mounting post (2)	030715-000-30
M	Deadlatch	A98535-00D*
N	#8-32 x 3/4" combo screw	024416-012*
O	Spindle, inside, passage/button	030703-000-30

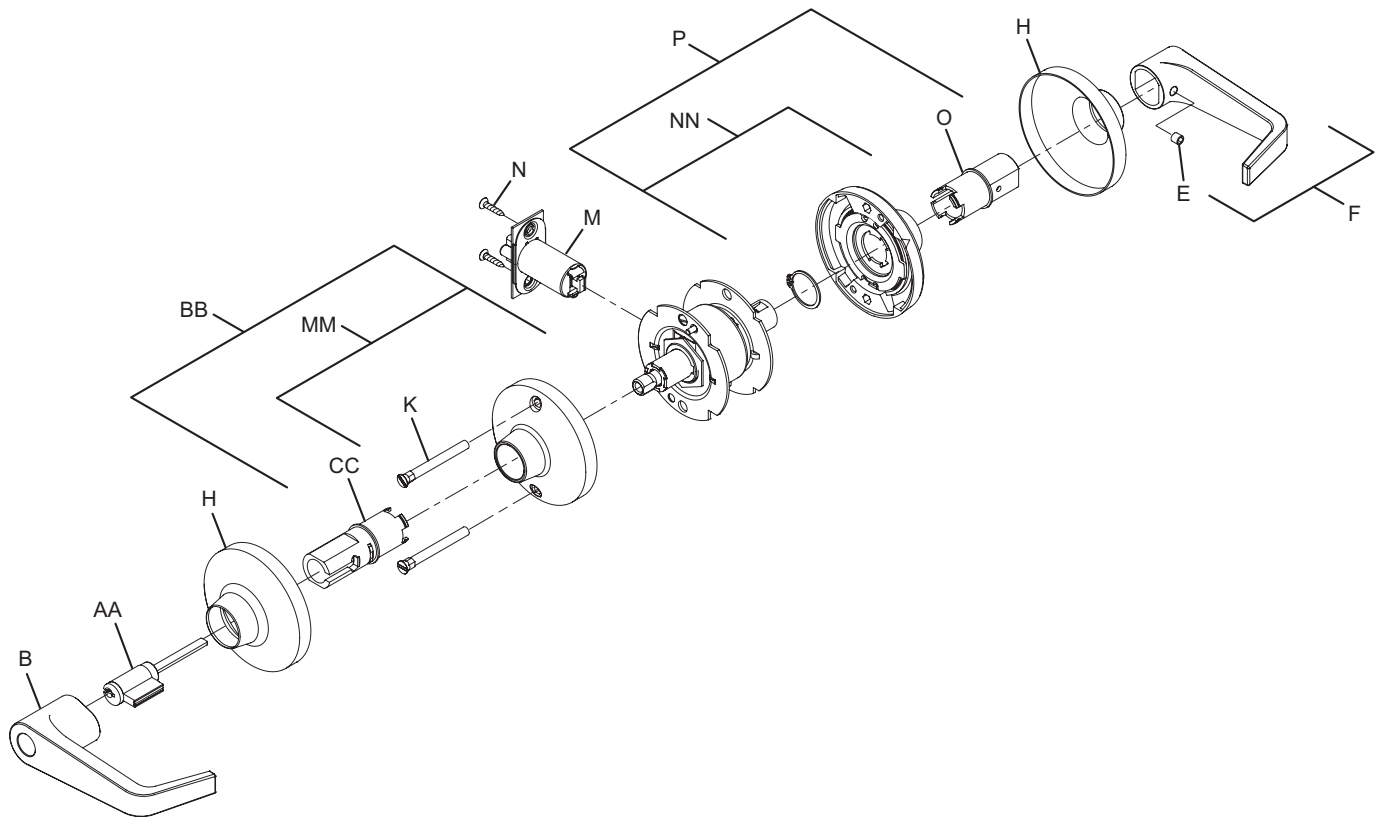
No.	Description	Part number
P	Spring cage and spindle, inside, passage/button	A30750-000-00
AA	6-Pin cylinder	A23161-05*
BB	Spring cage and spindle, outside, 6-pin cylinder	A30910-060-00
CC	Spindle, 6-pin cylinder, outside	A30905-060-00
MM	Locking spring cage	Q330-270
NN	Non-locking spring cage	Q330-271

*= Finish or Specify Finish on All

Trim assemblies

Classroom lock

T561



Note: Spring Cage components require lubrication. See page 51 for specifications.

No.	Description	Part number
B	Open lever, outside	see page 52
E	Lever set screw	030831-004-30
F	Closed lever and set screw assembly	A30753-00X*
H	Rose	030706-002*
K	Mounting post (2)	030715-000-30
M	Deadlatch	A98535-00D*
N	#8-32 x 3/4" combo screw	024416-012*
O	Spindle, inside, passage/button	030703-000-30

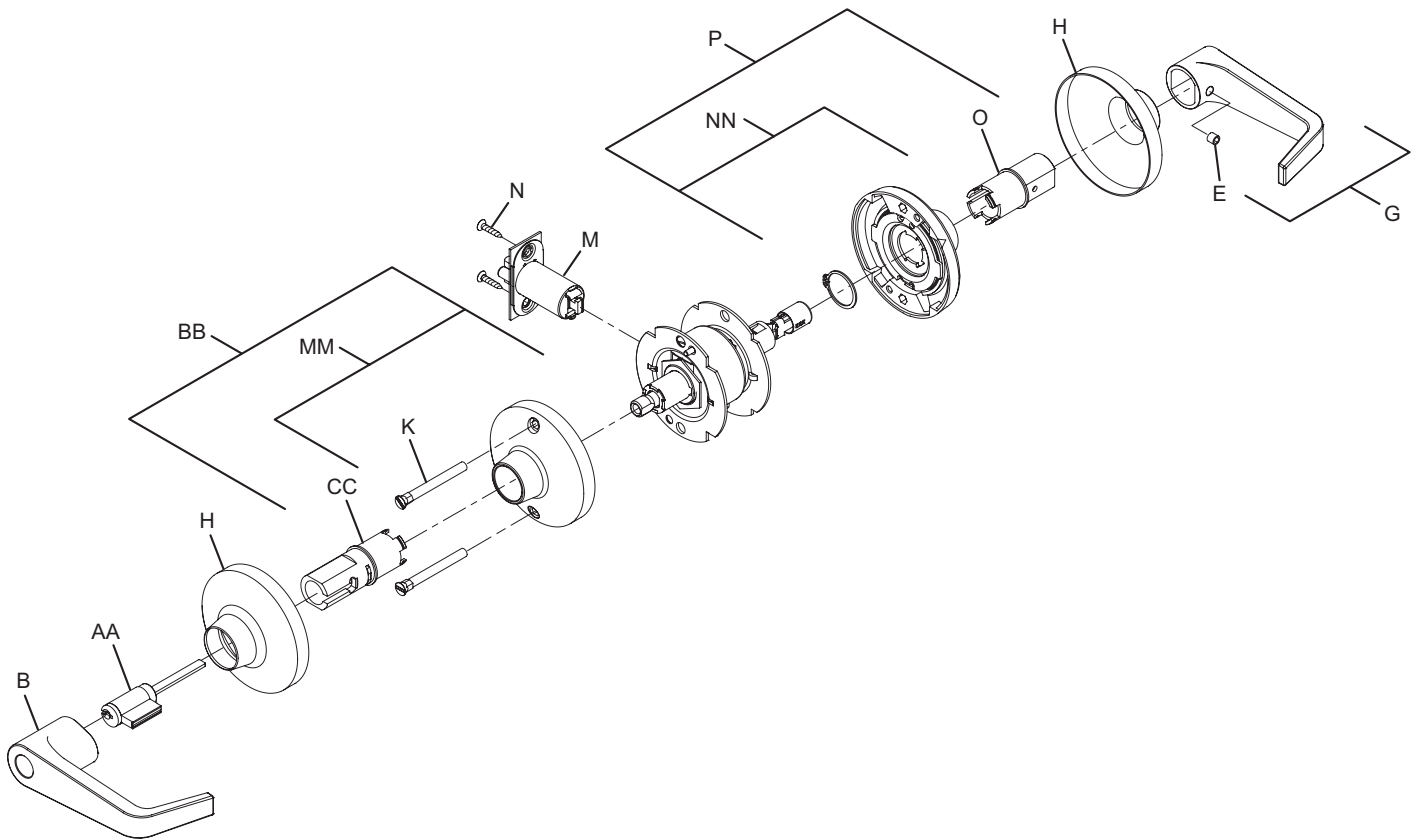
No.	Description	Part number
P	Spring cage and spindle, inside, passage/button	A30750-000-00
AA	6-Pin cylinder	A23161-05*
BB	Spring cage and spindle, outside, 6-pin cylinder	A30910-060-00
CC	Spindle, 6-pin cylinder, outside	A30905-060-00
MM	Locking spring cage	Q330-270
NN	Non-locking spring cage	Q330-271

*= Finish or Specify Finish on All

Trim assemblies

Dormitory lock

T571



Note: Spring Cage components require lubrication. See page 51 for specifications.

No.	Description	Part number
B	Open lever, outside	see page 52
E	Lever set screw	030831-004-30
G	Open lever and set screw assembly	A30753-01X*
H	Rose	030706-002*
K	Mounting post (2)	030715-000-30
M	Deadlatch	A98535-00D*
N	#8-32 x 3/4" combo screw	024416-012*
O	Spindle, inside, passage/button	030703-000-30

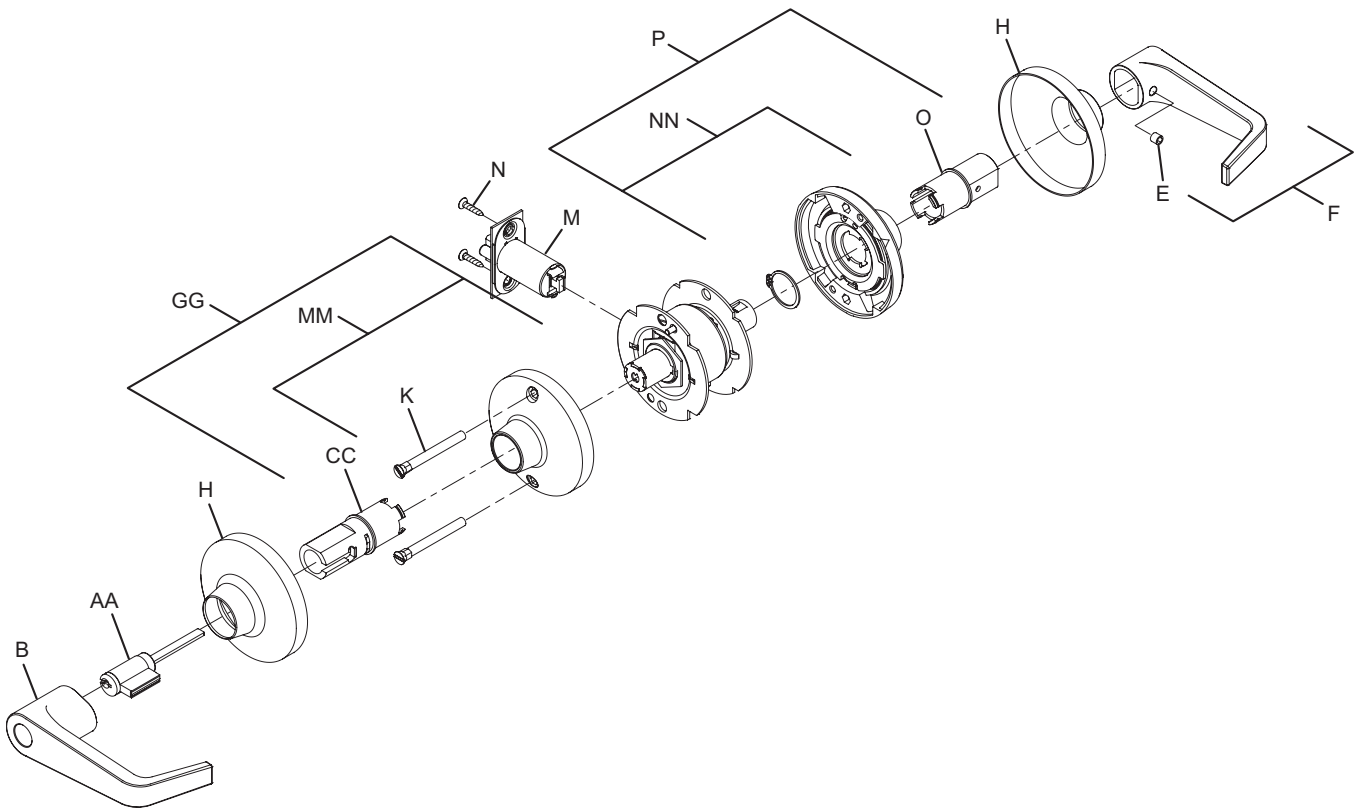
No.	Description	Part number
P	Spring cage and spindle, inside, passage/button	A30750-000-00
AA	6-Pin cylinder	A23161-05*
BB	Spring cage and spindle, outside, 6-pin cylinder	A30910-060-00
CC	Spindle, 6-pin cylinder, outside	A30905-060-00
MM	Locking spring cage	Q330-270
NN	Non-locking spring cage	Q330-271

*= Finish or Specify Finish on All

Trim assemblies

Storeroom lock

T581



Note: Spring Cage components require lubrication. See page 51 for specifications.

No.	Description	Part number
B	Open lever, outside	see page 52
E	Lever set screw	030831-004-30
F	Closed lever and set screw assembly	A30753-00X*
H	Rose	030706-002*
K	Mounting post (2)	030715-000-30
M	Deadlatch	A98535-00D*
N	#8-32 x 3/4" combo screw	024416-012*

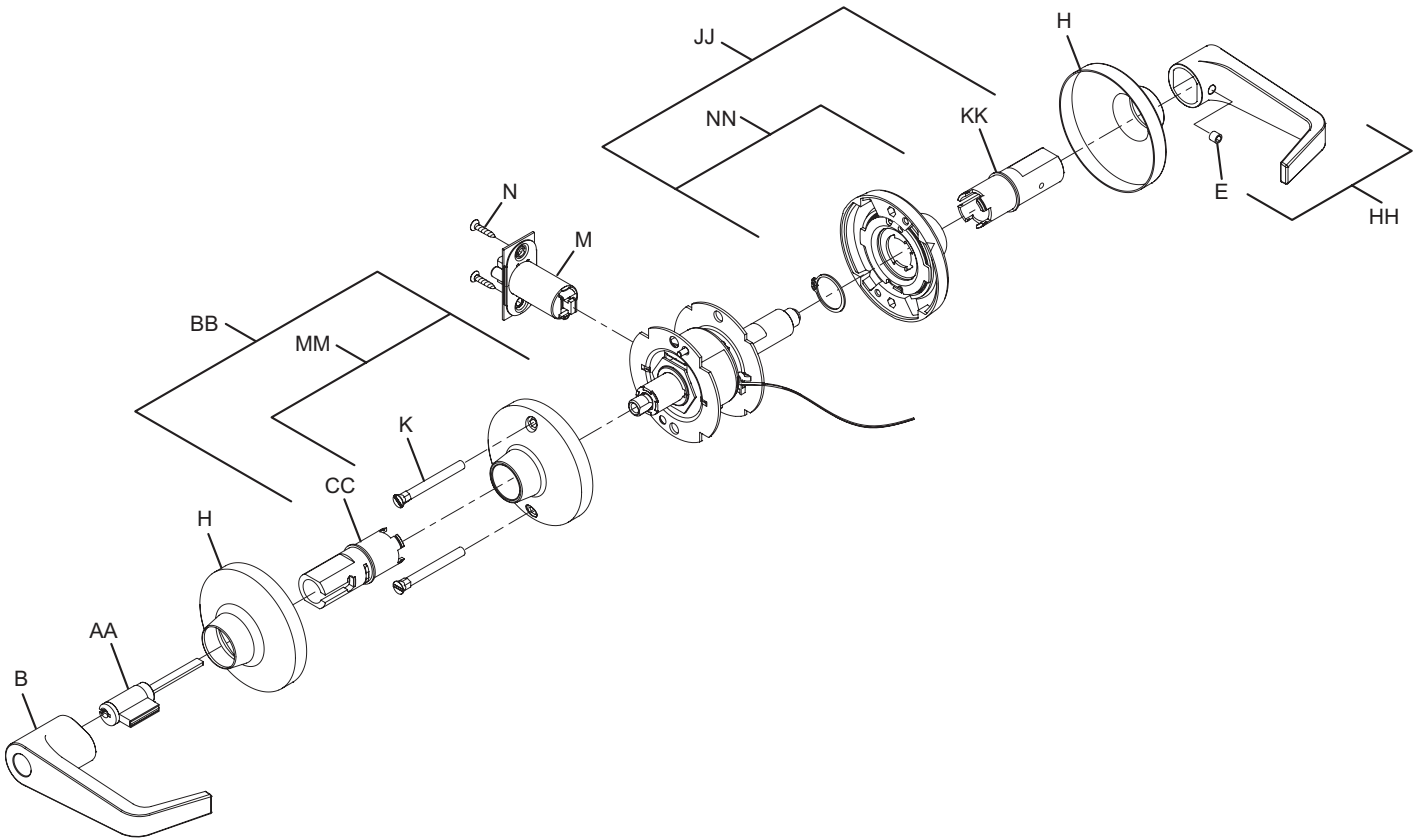
No.	Description	Part number
O	Spindle, inside, passage/button	030703-000-30
P	Spring cage and spindle, inside, passage/button	A30750-000-00
AA	6-Pin cylinder	A23161-05*
CC	Spindle, 6-pin cylinder, outside	A30906-060-00
GG	Spring cage, outside, T411/F581	A30749-060-00
MM	Locking spring cage	Q330-270
NN	Non-locking spring cage	Q330-271

* = Finish or Specify Finish on All

Trim assemblies

Storeroom lock (electrified – fail safe)

T851



Note: Spring Cage components require lubrication. See page 51 for specifications.

No.	Description	Part number
B	Open lever, outside	see page 52
E	Lever set screw	030831-004-30
H	Rose	030706-002*
K	Mounting post (2)	030715-000-30
M	Deadlatch	A98535-00D*
N	#8-32 x 3/4" combo screw	024416-012*
AA	6-Pin cylinder	A23161-05*
BB	Spring cage and spindle, outside, 6-pin cylinder	A30910-060-00

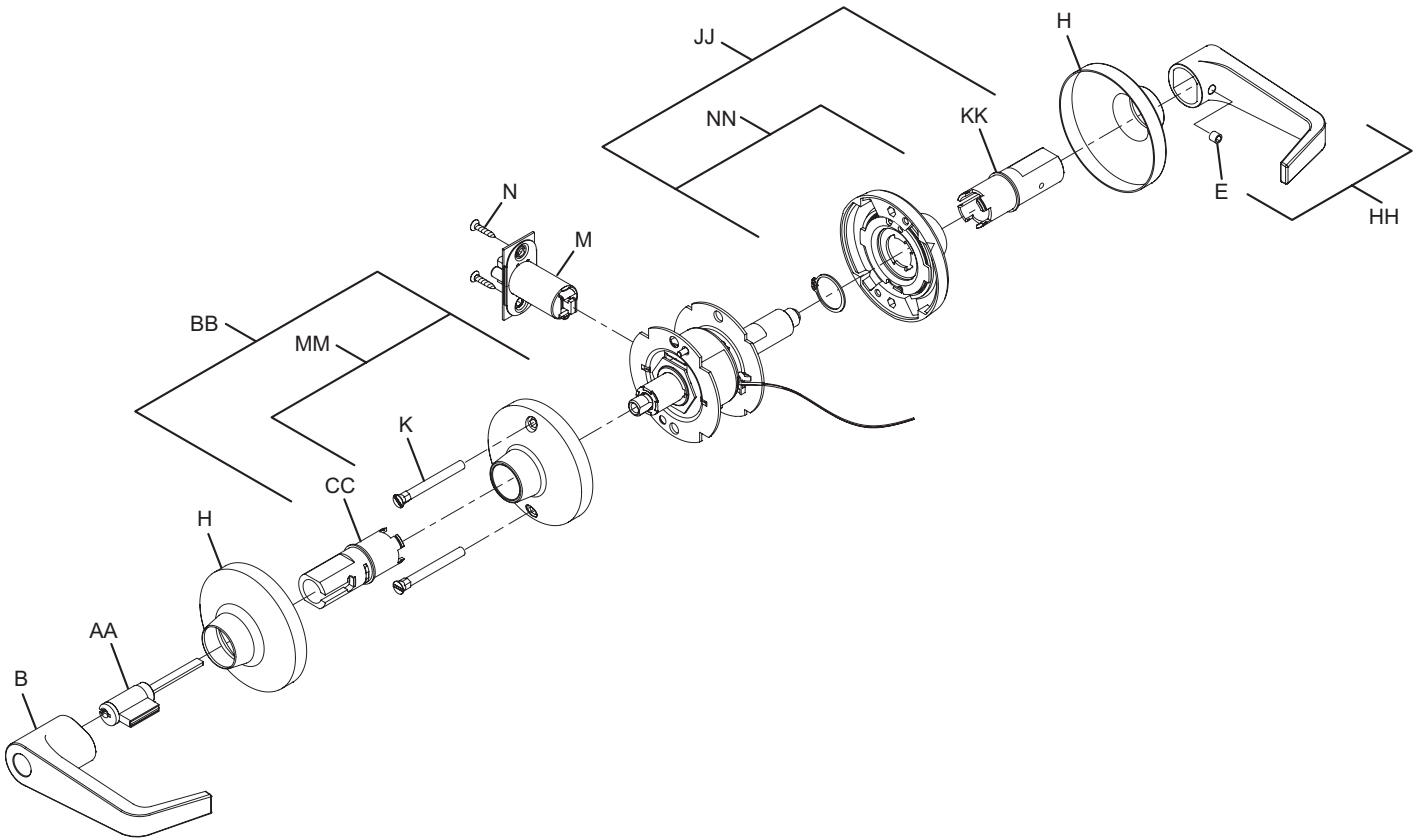
No.	Description	Part number
CC	Spindle, outside, 6-pin cylinder	A30905-060-00
HH	T851/T881 lever and set screw assembly	A31544-00X*
JJ	Spring cage and spindle, inside, T851/T881	A31638-000-00
KK	Spindle, inside, T851/T881	031519-000-30
MM	Locking spring cage	Q330-270
NN	Non-locking spring cage	Q300-271

*= Finish or Specify Finish on All

Trim assemblies

Storeroom lock (electrified – fail secure)

T881



Note: Spring Cage components require lubrication. See page 51 for specifications.

No.	Description	Part number
B	Open lever, outside	see page 52
E	Lever set screw	030831-004-30
H	Rose	030706-002*
K	Mounting post (2)	030715-000-30
M	Deadlatch	A98535-00D*
N	#8-32 x 3/4" combo screw	024416-012*
AA	6-Pin Cylinder	A23161-05*
BB	Spring cage and spindle, outside, 6-pin cylinder	A30910-060-00

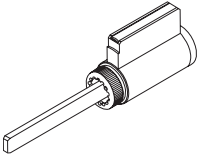
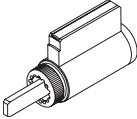
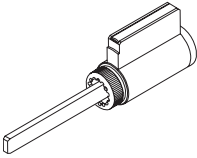
No.	Description	Part number
CC	Spindle, outside, 6-pin cylinder	A30905-060-00
HH	T851/T881 lever and set screw assembly	A31544-00X
JJ	Spring cage and spindle, inside, T851/T881	A31638-000-00
KK	Spindle, inside, T851/T881	031519-000-30
MM	Locking spring cage	Q330-270
NN	Non-locking spring cage	Q300-271

*= Finish or Specify Finish on All

Parts and Accessories

Standard cylinders

Falcon complete standard cylinders

Function	5-Pin	6-Pin	7-Pin	Notes
 <p>All except T381IS, T571</p>	A23151-05	A23161-05	A23171-05	<ol style="list-style-type: none"> 1. Finishes 606 and 626 only 2. Specify Keyway 3. Cylinders are finished G keyway, keyed differently unless otherwise specified. 4. Restricted sections require additional fee.
 <p>T381IS</p>	A23151-06	A23161-06	A23171-06	
 <p>T571</p>	A23151-07	A23161-07	A23171-07	

Standard cylinder options

Description	Specify	
5 Pinned cylinder	P suffix	Example: T581PD DAN
6 Pinned cylinder	P6 suffix	Example: T581PD6 DAN
7 Pinned cylinder	P7 suffix	Example: T581PD7 DAN
Competitor keyway cylinders (6 pin only)*	P6 suffix	Example: T581PD6 SCH C

* Cylinders are furnished 0-bitted unless otherwise specified. No master keying, except Schlage C.

Standard cylinder tailpieces

Cylinders	Std. Functions	T381 Inside	T571
Falcon 6-pin* (10 pack)	A30730-001-00	A30730-003-00	A30730-002-00
Falcon 7-pin (10 pack)	A30730-002-00	A30730-004-00	A30730-006-00
Sargent 6 & 10 Line	030997-001-30	030997-003-30	030997-005-30
Yale 1801, 5801	030917-001-30	030917-003-30	030917-005-30

* Assa 65611 and 65661, Corbin Russwin 2000-034 and Schlage (including Primus) all use Falcon 6-pin tailpiece.

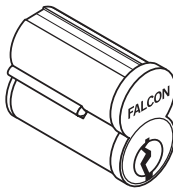
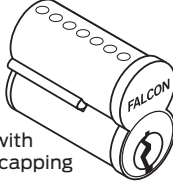
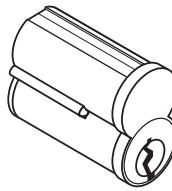
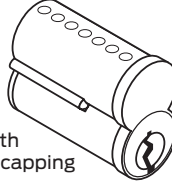
Competitor keyway compatibility

Falcon T-Series locks are furnished with Falcon's standard "G" keyway cylinder unless otherwise specified. The following cylinders manufactured by competitors are acceptable.

- Assa (65611 or 65661) 6-pin
- Sargent (6,7 and 10 Line) 6-pin
- Keso not available
- Peaks (Kaba) 6-pin
- Medeco (20W200V3) 6-pin
-Tailpiece supplied by Medeco
-Falcon/Schlage style
- Schlage Standard 6-pin
- Schlage Primus 6-pin
- Yale (1801) 6-pin
- Bicentric not available
- Corbin Russwin (2000-034/CL3400) 6-pin
- Master Ring not available

IC cylinders

Falcon complete IC cylinders

Style	Combinated		Uncombinated	
	6-Pin	7-Pin	6-Pin	7-Pin
 <p>Standard</p>	C606	C607	C646	C647
 <p>Standard with best-style capping</p>	CB806	CB807	CB846	CB847
 <p>No logo</p>	C608	C609	C648	C649
 <p>No logo with best-style capping</p>	CB808	CB809	CB848	CB849

Note: Specify core number, keyway and finish when ordering.

IC Cylinder Options

Description	Specify	
Small Format Core*	G suffix	Example: T581GD6 DAN
Small Format Construction Core**	H suffix	Example: T581HD7 DAN
Less Small Format Core	B suffix	Example: T581BD DAN
Less Full Size Core	J suffix	Example: T581JD SCH DAN
Small Format Disposable Core	BDC suffix	Example: T581BDC DAN

* Locks are furnished uncombinated with no keys unless otherwise specified.
 ** Locks are assessed one non-refundable handling charge per core.

IC cylinder tailpieces

Cylinders	Std. Functions	T381 Inside	T571
Falcon 6-pin*	030739-000-30	030739-002-30	030739-000-30
Falcon 7-pin*	030739-001-30	030739-003-30	030739-001-30
Corbin Russwin 8000 and Sargent 6300	031468-000-30	031468-002-30	031468-004-30
Corbin Russin 8000-7 (7-Pin)	031468-001-00	031468-003-30	031468-005-30
Medeco 32 Series and ASSA	A30988-000-00	A30988-002-00	A30988-004-00
Schlage Full Size (Including Primus)	031467-000-30	031467-002-30	031467-004-30
Yale and Medeco 31 Series, 6-Pin	030917-001-30	030917-003-30	030917-005-30

* Arrow, Best, InstaKey, Kaba Peaks, Keymark, KSP and Schlage small format cores all use the Falcon configuration.

Competitor IC Compatibility

Locksets with the standard Falcon interchangeable core option can also accept Schlage SFIC, Arrow (including Flex Core), Best (including PKS and Peaks), InstaKey, Kaba Peaks, Keymark and KSP cores.

In addition, the following larger format interchangeable cores will work when lockset is so specified.

Manufacturer	Core	Specify
Assa	Old & new style	IC-AS
Corbin Russwin	8000 or 8000-7	IC-CR6 or IC-CR7
Medeco	32 Series 6-Pin	IC-ME
Medeco	31 Series 6-Pin	IC-YA6

Manufacturer	Core	Specify
Sargent	6300	IC-SA
Schlage	6-Pin including Primus	IC-SC
Yale	6-Pin	IC-YA6

Parts and Accessories

Spindles

Inside inserts and spindles

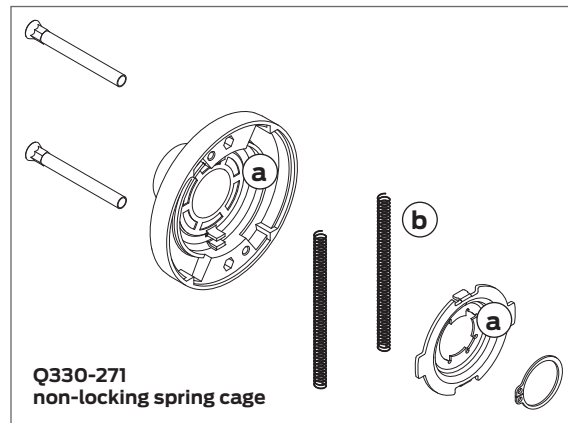
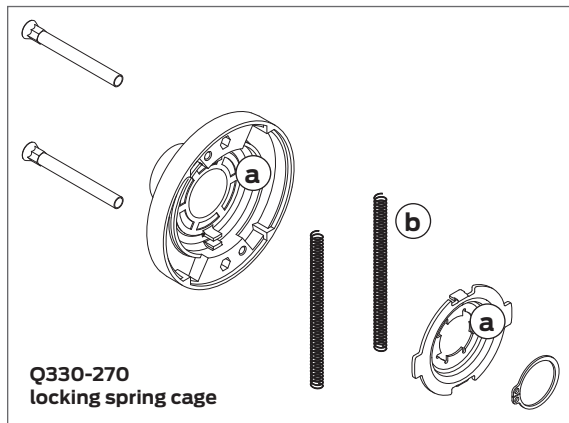
Description	Part Number	T351	T381	T411	T501	T511	T521	T561	T571	T581	T851	T881
Insert and Spindle	A30750-000-00					
Insert and Spindle	A30776-001-00	.										
Falcon 6-Pin and 7-Pin IC	A30779-001-00		.									
Falcon and Mono 6-Pin Standard	A30779-060-00		.									
Falcon 7-Pin Standard	A30779-070-00		.									
Medeco IC	A30981-001-00		.									
Schlage IC	A30982-001-00		.									
Corbin-Russwin 6-Pin IC	A30983-001-00		.									
Corbin-Russwin 7-Pin IC	A30983-002-00		.									
Yale IC	A30984-001-00		.									
Sargent IC	A30985-001-00		.									
Sargent 6-Pin Standard	A31491-060-00		.									
Yale 6-Pin Standard	A31492-060-00		.									
Yale 7-Pin Standard	A31492-070-00		.									
Falcon 6-Pin and 7-Pin IC	A31523-001-00			.								
Falcon and Mono 6-Pin Standard	A31523-060-00			.								
Falcon 7-Pin Standard	A31523-070-00			.								
Medeco IC	A31524-001-00			.								
Schlage IC	A31525-001-00			.								
Corbin-Russwin 6-Pin IC	A31526-001-00			.								
Corbin-Russwin 7-Pin IC	A31526-002-00			.								
Yale IC	A31527-001-00			.								
Sargent IC	A31528-001-00			.								
Sargent 6-Pin Standard	A31529-060-00			.								
Insert and Spindle	A31638-000-00										.	.
ASSA IC	A31643-001-00		.									
ASSA IC	A31644-001-00			.								

Parts and Accessories

Outside inserts and spindles

Description	Part Number	T351	T381	T411	T501	T511	T521	T561	T571	T581	T851	T881
Falcon 6-Pin and 7-Pin IC	A30749-001-00			.						.		
Falcon and Mono 6-Pin Standard	A30749-060-00			.						.		
Falcon 7-Pin Standard	A30749-070-00			.						.		
Falcon IC	A30910-001-00
Falcon and Mono 6-Pin Standard	A30910-060-00
Falcon 7-Pin Standard	A30910-070-00
Medeco IC	A30941-001-00
Schlage IC	A30942-001-00
Corbin-Russwin 6-Pin IC	A30943-001-00
Corbin-Russwin 7-Pin IC	A30943-002-00
Yale IC	A30944-001-00
Sargent IC	A30945-001-00
Medeco IC	A30971-001-00			.						.		
Schlage IC	A30972-001-00			.						.		
Corbin-Russwin IC	A30973-001-00			.						.		
Corbin-Russwin 7-Pin IC	A30973-002-00			.						.		
Yale IC	A30974-001-00			.						.		
Sargent IC	A30975-001-00			.						.		
Sargent 6-Pin Standard	A31485-060-00	
Yale 6-Pin Standard	A31486-060-00
Yale 7-Pin Standard	A31486-070-00
Sargent 6-Pin Standard	A31487-060-00			.						.		
Yale 6-Pin Standard	A31488-060-00									.		
Yale 7-Pin Standard	A31488-070-00									.		
ASSA IC	A31641-001-00			.						.		
ASSA IC	A31642-001-00

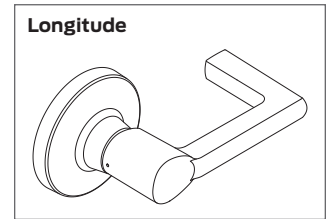
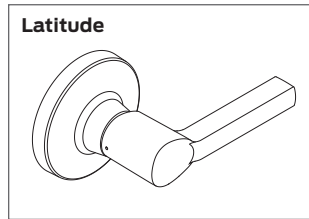
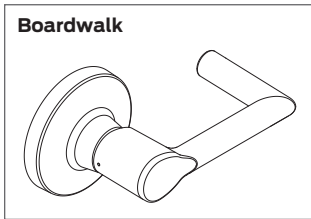
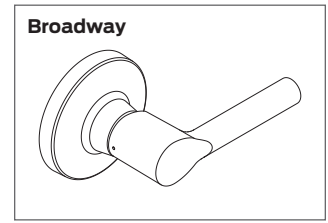
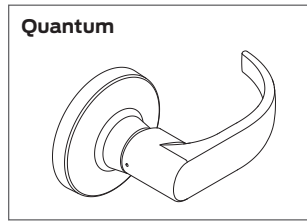
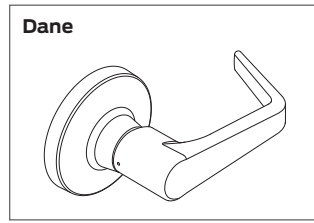
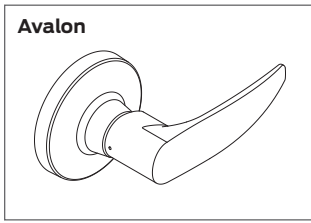
Spring cage replacement kits



- a** Apply light film of M204-250 on surfaces with brush or equivalent.
- b** Barrel or tumble with M204-250 to achieve approximately .015-.040 film thickness

Parts and Accessories

Levers



Style	Part number	Description
Closed		
Avalon	030740-000	Outside
	A30753-00A	Inside, w/set screw
	A31544-00A	Inside, w/set screw, 851/881
Boardwalk	Q330-430-BRK	Outside
	A30753-00-BRK	Inside, w/set screw
	A31544-00-BRK	Inside, w/set screw, 851/881
Broadway	Q330-430-BRW	Outside
	A30753-00-BRW	Inside, w/set screw
	A31544-00-BRW	Inside, w/set screw, 851/881
Dane	030742-000	Outside
	A30753-00D	Inside, w/set screw
	A31544-00D	Inside, w/set screw, 851/881
Latitude	Q330-430-LAT	Outside
	A30753-00-LAT	Inside, w/set screw
	A31544-00-LAT	Inside, w/set screw, 851/881
Longitude	Q330-430-LON	Outside
	A30753-00-LON	Inside, w/set screw
	A31544-00-LON	Inside, w/set screw, 851/881
Quantum	030744-000	Outside
	A30753-00Q	Inside, w/set screw
	A31544-00Q	Inside, w/set screw, 851/881
FSIC		
Avalon	030926-001	ASSA, Medeco, Yale
	030927-001	Schlage
	030928-001	Corbin Russwin
	030930-001	Sargent
Boardwalk	Q330-433-BRK	Schlage
Broadway	Q330-433-BRW	Schlage
Dane	030926-002	ASSA, Medeco, Yale
	030927-002	Schlage
	030928-002	Corbin Russwin
	030930-002	Sargent
Latitude	Q330-433-LAT	Schlage
Longitude	Q330-433-LON	Schlage
Quantum	030926-003	ASSA, Medeco, Yale
	030927-003	Schlage
	030928-003	Corbin Russwin
	030930-003	Sargent

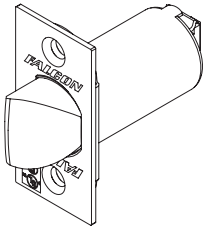
Style	Part number	Description
Open		
Avalon	030740-001	Outside
	030929-001	Corbin Russwin, Medeco, Yale unit
	030996-001	Sargent 6, 7 & 10 line, Yale
	A30753-01A	Inside, w/set screw
Boardwalk	Q330-431-BRK	Outside
	A30753-01-BRK	Inside, w/set screw
Broadway	Q330-431-BRW	Outside
	A30753-01-BRW	Inside, w/set screw
Dane	030742-001	Outside
	030929-002	Corbin Russwin, Medeco, Yale unit
	030996-002	Sargent 6, 7 & 10 line, Yale
	A30753-01D	Inside, w/set screw
Latitude	Q330-431-LAT	Outside
	A30753-01LAT	Inside, w/set screw
Longitude	Q330-431-LON	Outside
	A30753-01-LON	Inside, w/set screw
Quantum	030744-001	Outside
	030929-003	Corbin Russwin, Medeco, Yale unit
	030996-003	Sargent 6, 7 & 10 line, Yale
A30753-01Q	Inside, w/set screw	
SFIC		
Avalon	030740-002	
Boardwalk	Q330-432-BRK	
Broadway	Q330-432-BRW	
Dane	030742-002	
Latitude	Q330-432-LAT	
Longitude	Q330-432-LON	
Quantum	030744-002	

Parts and Accessories

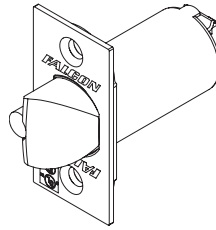
Latches

Grade 1 latches

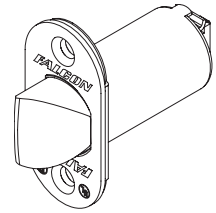
A98535-000
Square Corner Spring
Latch, 9/16" Projection



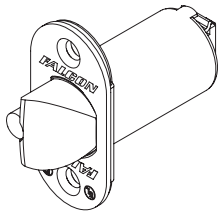
A98535-00D
Square Corner
Deadlatch, 9/16" Projection



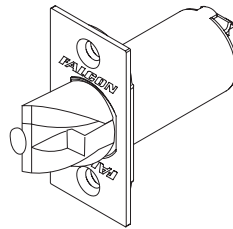
A98538-000
9/16" Radius Corner
Spring Latch, 9/16" Projection



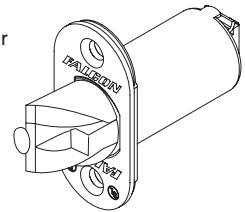
A98538-00D
9/16" Radius Corner
Deadlatch, 9/16" Projection



A98835-00D
Square Corner
Deadlatch, 3/4" Projection

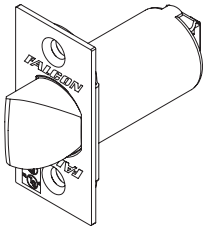


A98838-000
9/16" Radius Corner
Spring Latch, 3/4" Projection

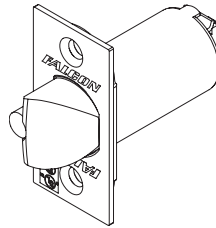


Grade 2 latches

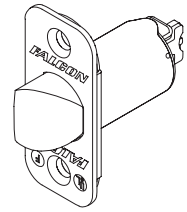
A92320-000
Square Corner Spring
Latch, 1/2" Projection,
2 3/8" Backset



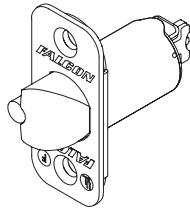
A92320-00D
Square Corner
Deadlatch, 1/2" Projection, 2 3/8" Backset



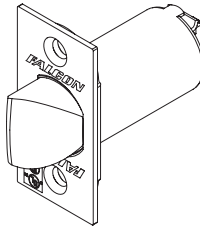
A92321-000
1/4" Radius Corner
Spring Latch, 1/2" Projection, 2 3/8" Backset



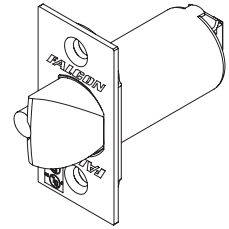
A92321-00D
1/4" Radius Corner
Deadlatch, 1/2" Projection, 2 3/8" Backset



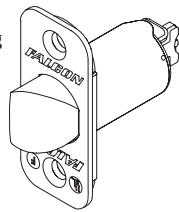
A92330-000
Square Corner Spring
Latch, 1/2" Projection,
2 3/4" Backset



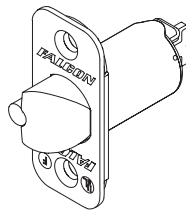
A92330-00D
Square Corner
Deadlatch, 1/2" Projection, 2 3/4" Backset



A92331-000
1/4" Radius Corner Spring
Latch, 1/2" Projection,
2 3/4" Backset



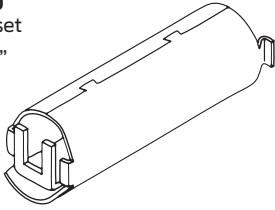
A92331-00D
1/4" Radius Corner
Deadlatch, 1/2" Projection, 2 3/4" Backset



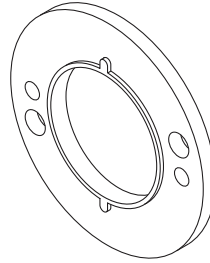
Parts and Accessories

Other Accessories

A22161-005-00
Link for 5" Backset
For use with 2³/₄"
backset latches
(except ³/₄"
projection)

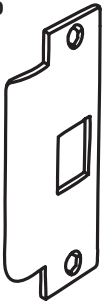


A30775-000-00
Thin Door Installation
Kit
For door thicknesses
1³/₈"–1³/₄"




Strikes

005164-000
ANSI Strike



A05185-000
Square
Corner
T-Strike



A05185-004
⁹/₁₆" Radius
Corner
T-Strike



Q001-049
Full Lip Square
Corner
Strike




Q001-048
Full Lip ¹/₄"
Radius
Corner
Strike

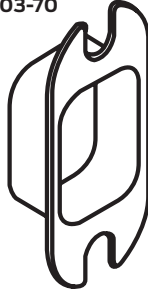


Dust boxes

K510-066-PLA



012191-003-70



Q001-059



Warranty

Falcon Door Hardware warrants its mechanical offering of locks, exit devices and door controls products manufactured to be free from defects in materials and workmanship for a period of TEN (10) YEARS from the date of manufacture with the exception of the products detailed in the table below. The terms and conditions of this new warranty apply to Falcon Door Hardware shipments made on or after November 1st, 2008.

This limited warranty does not cover products that (i) are not the proper size for the application; (ii) are not installed in accordance with Falcon's published installation instructions; (iii) are installed with improper or incorrect parts; (iv) have been modified, repaired, or altered in any way without the express written consent of Falcon; (v) are used for purposes which they are not designed or intended; (vi) are subjected to misuse, abuse, negligence, or accident; or (vii) are grade 2 products used in educational facilities. The following costs and expenses are not covered by the provisions of this limited warranty; (i) labor costs for the removal and reinstallation of products; (ii) shipping and freight expenses required to return products to Falcon; (iii) normal maintenance; and (iv) economic losses. THE PREVISIONS OF THIS WARRANTY DO NOT APPLY TO FINISHES.

Falcon will replace the products that are found to be defective, provided said products are returned to Falcon within fifteen (15) days of defect.

FALCON SHALL IN NO EVENT BE LIABLE FOR ANY INCIDENTAL, CONSEQUENTIAL, INDIRECT, SPECIAL, OR PUNITIVE DAMAGES FOR ANY CLAIM WHETHER BASED ON CONTRACT; WARRANTY, TORT (INCLUDING, BUT NOT LIMITED TO, STRICT LIABILITY OR NEGLIGENCE), PATENT INFRINGEMENT, OR OTHERWISE, EVEN IF ADVISED OF THE POSSIBILITY OF SUCH DAMAGES.

This limited warranty replaces all other warranties, expressed or implied, and excludes any warranties of fitness for a particular purpose or merchantability. No agent, representative, dealer, or employee of Falcon has the authority to increase or alter the obligations of this limited warranty.

Note: Should the Product be considered a "consumer product" as may be covered by the Magnuson-Moss Federal Warranty Act, please be advised that: (1) Some states do not allow limitations on incidental or consequential damages or how long an implied warranty lasts, so that the above limitations may not fully apply; and (2) This warranty gives specific legal rights and a user may have rights which may vary from state to state.

PRODUCT EXCEPTION	WARRANTY
OHC100A CONCEALED CLOSERS	5 YEARS
8200 AUTOMATIC OPERATOR	2 YEARS
ELECTRONICS/ELECTRIFIED	1 YEAR

About Allegion

Allegion (NYSE: ALLE) is a global pioneer in safety and security, with leading brands like CISA®, Interflex®, LCN®, Schlage®, SimonsVoss® and Von Duprin®. Focusing on security around the door and adjacent areas, Allegion produces a range of solutions for homes, businesses, schools and other institutions. Allegion is a \$2 billion company, with products sold in almost 130 countries.

For more, visit www.allegion.com.

aptiQ ■ LCN ■ **SCHLAGE** ■ STEELCRAFT ■ VON DUPRIN