


DRAWER CABINET LIGHTING

BASKI LED

Control: Built-in Sensor



POWER SUPPLY INSTALLATION: HARDWIRE

- Baski is an LED designed for application in kitchen base units.
- The profile integrates one sensor to switch it on and off automatically when the door is opened and closed.
- It is installed on the side of the frame with thicknesses of 5/8", 23/32", 3/4" (16mm, 18mm, 19mm).
- Available in two finishes: aluminum and black.
- Available in fixed lengths: 18" (457 mm), 24" (609 mm), 30" (762 mm), 36" (914 mm), 48" (1219 mm).
- Includes a pre-wired 78" power cable.
- Extension cables are available in 20", 40" and 78".
- Recommended to only go a distance of 24-ft from the light to the power supply.

STARTER KIT

Order the quantities below for each part number to complete 1 kit shown in the installation layout.



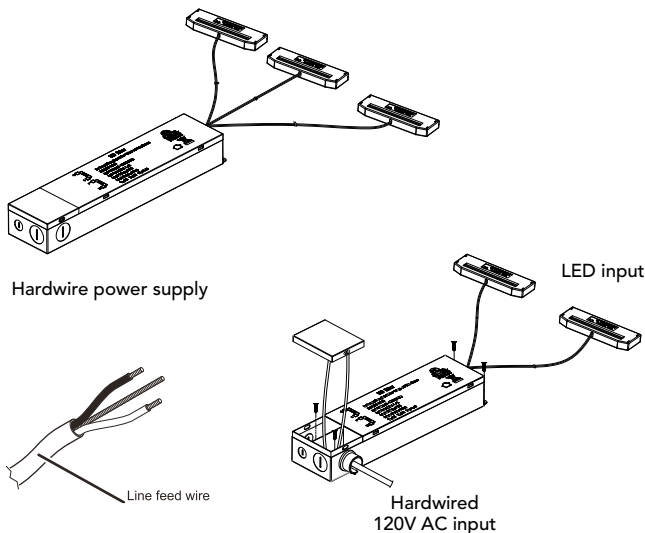
Qty.	No.	Description
3	10876212230900	Baski LED, surface mount with built-in sensor, 3000 K, warm white, 30" (762 mm) length, black finish, 6.2W, 24V
1	NDH24096030	Non-dimmable hardwire power supply, 96W, 24V

LED

Baski LED

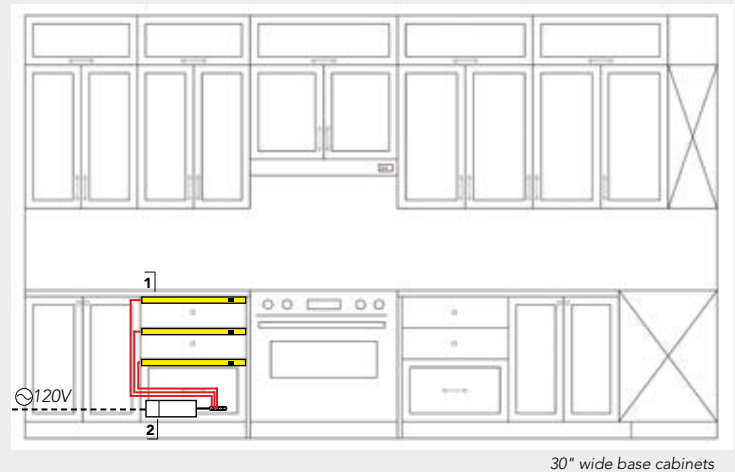


POWER SUPPLY



INSTALLATION LAYOUT

Product installation must be done in accordance with local electrical codes, please confirm with an electrician or inspection office.



30" wide base cabinets

1. Baski LED, 10876212230900.
2. Non-dimmable hardwire power supply, NDH24096030.

----- 120V wire supplied by others