





# LED LIGHTING STARTER GUIDE


For cabinet applications:  
Under | Interior | Drawer



# INTERIOR CABINET LIGHTING

## FLEXYLED SEH4

Control: X-Driver IR-XD3 Wired Sensor



**GREAT FOR  
PANTRIES AND  
WARDROBES!**

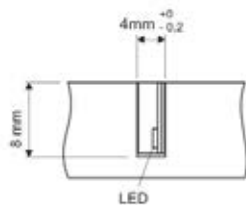
### POWER SUPPLY INSTALLATION: PLUG-IN

- Available in fixed lengths (trimmable): 39 3/8" (1000 mm), 59 1/16" (1500 mm), 78 3/4" (2000 mm), 98 7/16" (2500 mm), 118 1/8" (3000 mm).
- Silicone coated LED with 180 LED/meter; 9.6 watts/meter.
- Recess into a groove measuring 4 mm wide x 8 mm deep.
- 78" power cable is pre-wired at each end of the roll. Cut off unused wire at designated marks.
- Extension cables are available in 20", 40" and 78".
- IR-XD3 is recessed in a 13/32" (10 mm) hole, flush to the door.
- Recommended to only go a distance of 24-ft from the light to the power supply.

### LED



FlexyLED SEH4



### POWER SUPPLY



X-Driver power cable

X-Driver power supply

### CONTROL



IR-XD3 Infrared sensor

XDX3-IR 3-way distributor

Module CM2 (RF)

### STARTER KIT

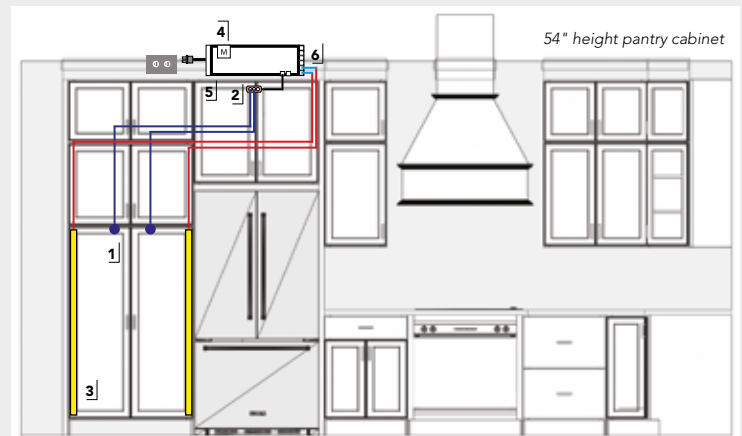
Order the quantities below for each part number to complete 1 kit shown in the installation layout.



Qty.	No.	Description
2	13002414124059	FlexyLED SEH4, 4200 K neutral white, 59 1/16" length (1500 mm), 14.4W, 24V
2	1650303900	IR-XD3 Infrared sensor with limit switch function, recessed
1	1650801	DXD3-IR Distributor for IR-XD3, 3 slots
1	1650301	CM2-XD RF control module
1	XDRIVER2430	X-Driver power supply, 30W, 24V
1	247901562	Extension cable, 78 3/4" (2 m) length, 2-pack, 24V

### INSTALLATION LAYOUT

Product installation must be done in accordance with local electrical codes, please confirm with an electrician or inspection office.



1. IR sensor, 1650303900.
2. DXD3-IR distributor for IR-XD3, 1650801.
3. FlexyLED SEH4 profile, 13002414124059.
4. Control module (CM2-XD), 1650301.
5. X-Driver power supply, XDRIVER2430.
6. Extension cable, 247901562.