




# LED LIGHTING STARTER GUIDE

For cabinet applications:  
Under |



**Richelieu**

# UNDER CABINET LIGHTING

## APEX RECESSED PROFILE

Control: X-Driver Remote



### POWER SUPPLY INSTALLATION: PLUG-IN

- Apex profile, available in two lengths: 78 3/4" (2 m) L and 118 1/8" (3 m) L, can be cut easily with a miter saw.
- Apex profile dimensions: 3/8" (9 mm) W x 7/16" (10.5 mm) H.
- FlexyLED HE6 PW is a LED strip with 280 LED/m on a circuit 1/4" (6 mm) W.
- FlexyLED HE6 PW available in fixed lengths (trimmable): 19 11/16" (500 mm), 39 3/8" (1000 mm), 59 1/16" (1500 mm), 78 3/4" (2000 mm), 98 7/16" (3000 mm).
- Kits recommended for a 96" counter.
- 78" power cable is pre-wired to the FlexyLED HE6 PW.
- Extension cables are available in 20", 40" and 78".
- Recommended to only go a distance of 24-ft from the light to the power supply.

### STARTER KIT

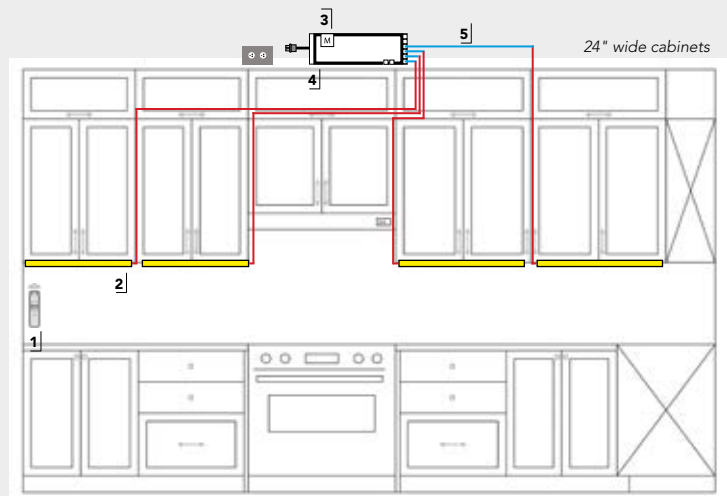
Order the quantities below for each part number to complete 1 kit shown in the installation layout.



Qty.	No.	Description
4	16612219	FlexyLED HE6 PW, 3000 K warm white, 19 11/16" (500 mm) length, 5W, 24V
1	3055379	Apex recessed profile, 78 3/4" length, polycarbonate
4	3055304	Apex end caps, polycarbonate, 2-pack
1	XDRIVER2430	X-Driver power supply, 30W, 24V
1	1650301	CM2-XD RF control module
1	1650201	RC3 3-Channel dimmer remote
2	247901562	Extension cable, 78 3/4" (2 m) length, 2-pack, 24V

### INSTALLATION LAYOUT

Product installation must be done in accordance with local electrical codes, please confirm with an electrician or inspection office.



1. Remote, 1650201.
2. Apex profile, 3055379 and FlexyLED HE6 PW, 16612219.
3. Control module (CM2-XD), 1650301 or (CM4-XD), 1650501.
4. X-Driver power supply, XDRIVER2430.
5. Extension cable, 247901562.

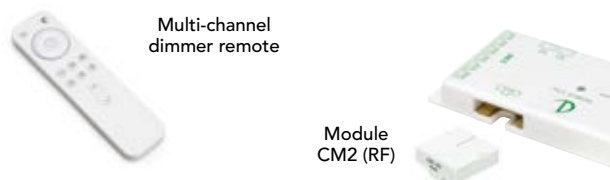
### LED



### POWER SUPPLY



### CONTROL



# UNDER CABINET LIGHTING

## APEX RECESSED PROFILE

Control: Touch Me Dimmer



### POWER SUPPLY INSTALLATION: PLUG-IN

- Apex profile, available in two lengths: 78 3/4" (2 m) L and 118 1/8" (3 m) L, can be cut easily with a miter saw.
- Apex profile dimensions: 3/8" (9 mm) W x 7/16" (10.5 mm) H.
- FlexyLED HE6 PW is a LED strip with 280 LED/m on a circuit 1/4" (6 mm) W.
- FlexyLED HE6 PW available in fixed lengths (trimmable): 19 11/16" (500 mm), 39 3/8" (1000 mm), 59 1/16" (1500 mm), 78 3/4" (2000 mm), 98 7/16" (3000 mm).
- Kits recommended for a 96" counter.
- 78" power cable is pre-wired to the FlexyLED HE6 PW.
- Extension cables are available in 20", 40" and 78".
- Recommended to only go a distance of 24-ft from the light to the power supply.

#### LED



Apex profile



FlexyLED HE6 PW

#### POWER SUPPLY



Power supply with power cable

#### CONTROL



Touch me dimmer



### STARTER KIT

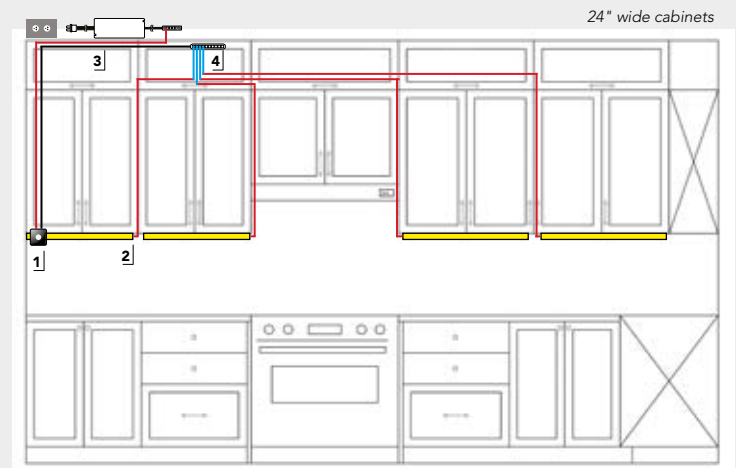
Order the quantities below for each part number to complete 1 kit shown in the installation layout.



Qty.	No.	Description
4	16612219	FlexyLED HE6 PW, 3000 K warm white, 19 11/16" (500 mm) length, 5W, 24V
1	3055379	Apex recessed profile, 78 3/4" length, polycarbonate
4	3055304	Apex end caps, polycarbonate, 2-pack
1	52430	Power supply, 30W, 24V
1	152125601	Touch Me dimmer switch with power cable and mounting hub, 60W max, 24V
2	247901562	Extension cable, 78 3/4" (2 m) length, 2-pack, 24V

### INSTALLATION LAYOUT

Product installation must be done in accordance with local electrical codes, please confirm with an electrician or inspection office.



1. Touch me dimmer, 152125601.
2. Apex profile, 3055379 and FlexyLED HE6 PW, 16612219.
3. Power supply, 52430.
4. Extension cable, 247901562.

# UNDER CABINET LIGHTING

## APEX RECESSED PROFILE

Control: Decora Bluetooth Wall Dimmer



### POWER SUPPLY INSTALLATION: PLUG-IN OR HARDWIRE

- Apex profile, available in two lengths: 78 3/4" (2 m) L and 118 1/8" (3 m) L, can be cut easily with a miter saw.
- Apex profile dimensions: 3/8" (9 mm) W x 7/16" (10.5 mm) H.
- FlexyLED HE6 PW is a LED strip with 280 LED/m on a circuit 1/4" (6 mm) W.
- FlexyLED HE6 PW available in fixed lengths (trimmable): 19 11/16" (500 mm), 39 3/8" (1000 mm), 59 1/16" (1500 mm), 78 3/4" (2000 mm), 98 7/16" (3000 mm).
- Kits recommended for a 96" counter.
- 78" power cable is pre-wired to the FlexyLED HE6 PW.
- Extension cables are available in 20", 40" and 78".
- Recommended to only go a distance of 24-ft from the light to the power supply.
- Power supply features optional plug-in installation with detachable power cable.\*

### STARTER KIT

Order the quantities below for each part number to complete 1 kit shown in the installation layout.



Qty.	No.	Description
4	16612219	FlexyLED HE6 PW, 3000 K warm white, 19 11/16" (500 mm) length, 5W, 24V
1	3055379	Apex recessed profile, 78 3/4" length, polycarbonate
4	3055304	Apex end caps, polycarbonate, 2-pack
1	DH2424	Dimmable power supply, 24W, 24V plug-in or hardwire
1	109D00101	Decora bluetooth digital dimmer with white, ivory and light almond face plates
2	247901562	Extension cable, 78 3/4" (2 m) length, 2-pack, 24V

### LED



Apex profile

FlexyLED HE6 PW

### POWER SUPPLY



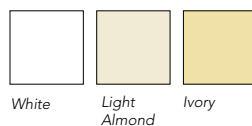
Dimmable power supply

### CONTROL

Decora bluetooth wall dimmer



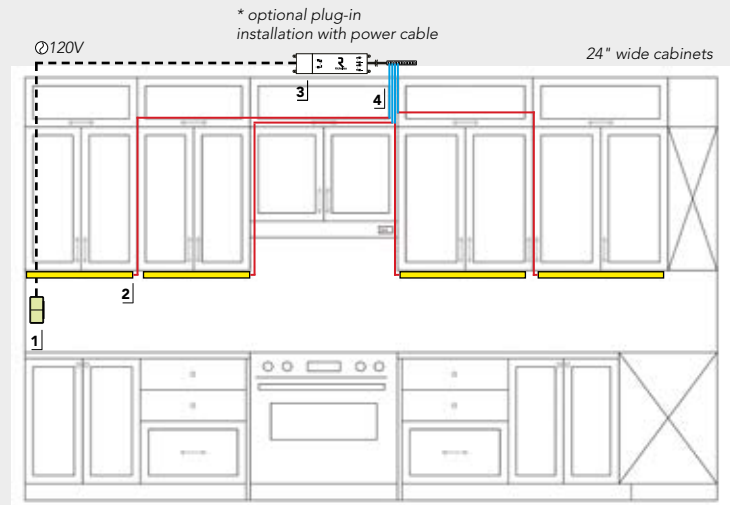
Face plate finishes, included



White Light Almond Ivory

### INSTALLATION LAYOUT

Product installation must be done in accordance with local electrical codes, please confirm with an electrician or inspection office.



- Decora dimmer, 109D00101.
- Apex profile, 3055379 and FlexyLED HE6 PW, 16612219.
- Power supply, DH2424.
- Extension cable, 247901562.

----- 120V wire supplied by others

# UNDER CABINET LIGHTING

## APEX RECESSED PROFILE

Control: Switchex® LED Dimmer/Power Supply



### POWER SUPPLY INSTALLATION: HARDWARE

- Apex profile, available in two lengths: 78 3/4" (2 m) L and 118 1/8" (3 m) L, can be cut easily with a miter saw.
- Apex profile dimensions: 3/8" (9 mm) W x 7/16" (10.5 mm) H.
- FlexyLED HE6 PW is a LED strip with 280 LED/m on a circuit 1/4" (6 mm) W.
- FlexyLED HE6 PW available in fixed lengths (trimmable): 19 11/16" (500 mm), 39 3/8" (1000 mm), 59 1/16" (1500 mm), 78 3/4" (2000 mm), 98 7/16" (3000 mm).
- Kits recommended for a 96" counter.
- 78" power cable is pre-wired to the FlexyLED HE6 PW.
- Extension cables are available in 20", 40" and 78".
- Recommended to only go a distance of 24-ft from the light to the power supply.
- Switchex® mounts in a standard in-wall switch box, accepts 120 Vac and converts to low voltage dc.

### STARTER KIT

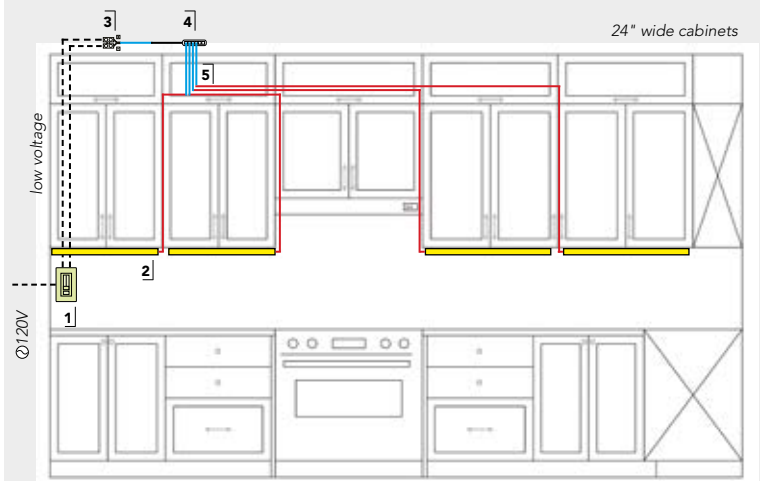
Order the quantities below for each part number to complete 1 kit shown in the installation layout.



Qty.	No.	Description
4	16612219	FlexyLED HE6 PW, 3000 K warm white, 19 11/16" (500 mm) length, 5W, 24V
1	3055379	Apex recessed profile, 78 3/4" length, polycarbonate
4	3055304	Apex end caps, polycarbonate, 2-pack
1	D124100	Switchex® LED dimmer and power supply, 100W, 24V
1	24066562	Extension female connection to terminal, white connector 6" (150 mm), 24V
1	245906832	Micro adapter 6-way distributor with 59" (1500 mm) power cable, 24V
2	247901562	Extension cable, 78 3/4" (2 m) length, 2-pack, 24V

### INSTALLATION LAYOUT

Product installation must be done in accordance with local electrical codes, please confirm with an electrician or inspection office.



- Switchex® dimmer and power supply, D124100.
- Apex profile, 3055379 and FlexyLED HE6 PW, 16612219.
- Connection to terminal, 24066562.
- Adapter 6-way distributor, 245906832.
- Extension cable, 247901562.

----- 120V and low voltage wire supplied by others

### LED



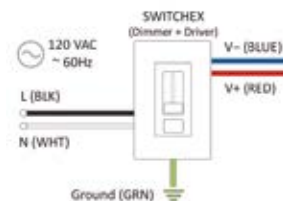
Apex profile



FlexyLED HE6 PW

### POWER SUPPLY & CONTROL

All-in-one led dimmer and power supply



Face plate finishes, included



Glossy White



Glossy Light Almond



Glossy Dark Brown

Face plate finish, sold separately



Glossy Black No. 445090