

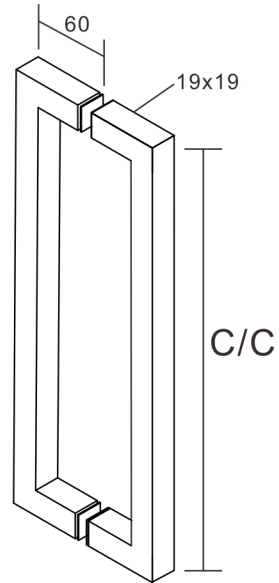
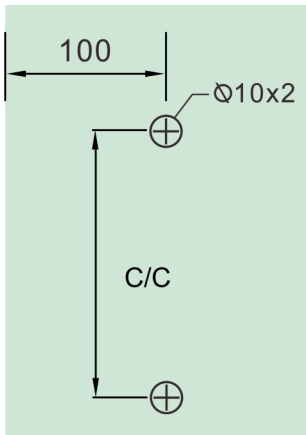
Square Tubular Pull Handle

Installation Manual

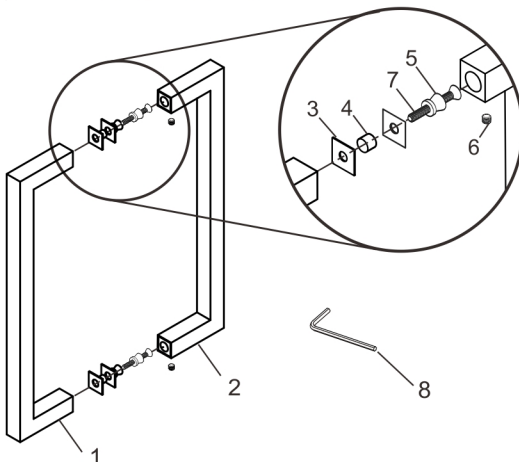
► Measurements

CODE	Material	C/C
705D2S1008XXX	SUS304	8"

*Available in several finishes



► Components



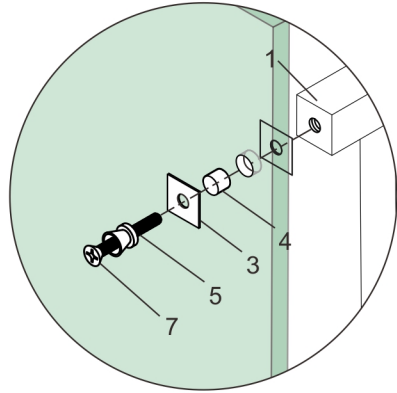
#	Name	Qty
1	Exterior Handle	1
2	Interior Handle	1
3	Gasket	4
4	Plastic Washer	2
5	Collar	2
6	Set Screw M5x5mm	2
7	Screw M6x50mm	2
8	Allen Key 2.5mm	1

Square Tubular Pull Handle

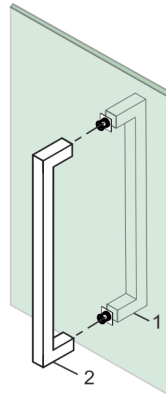
Installation Manual

Install the exterior handle as shown with one gasket on each side of the glass.

- ★ Phillips screwdriver not included
- ★ Use the 50mm screw for glass doors 6-12mm thick



Install the interior handle onto the collars.



Install the set screws and tighten with the Allen key to finish the installation.

