


XULT39WBVT INCLUDES:

ACCESSORIES BAG


A - Metal base 39x75 inch (102x193 cm)


B - Mechanism plate (x 2) 

C - Plate for automatic leg (x 2) 


C1 - Automatic leg (x 2) 


D - Stopping mattress (x 1) 


E - Lock (x 2) 


F - Plate to fix automatic leg (x 2) 


G - Grey tube Ø12mm x22 (x 2) 


H - Tube Ø16mm with threaded pin (x 2) 


I - Plates to fix panel (x 3) 


J - Grey nylon distance rings 24x2 (x 4) 


L - Milled distance rings 8x16 (x 6) 


M - Screw ISO 7046 size 4x15 (x 22) 


N - Screw ISO 7380 size 6x15 (x 6) 


O - Screw ISO 7048 size 6x15 (x 4) 

P - Screw ISO 7048 size 6x35 (x 6) 


Q - Screw UNI 5933 size 6x15 (x 12) 

R - Screw ISO 7380 size 8x15 (x 12) 

S - Screw UNI 5931 size 8x45 (x 2) 

T - Nylon bushing 10x25 (x 2) 

U - Black lock (x 2) 

V - Compass 4MA (x 22) 

Z - Compass 6MA (x 6) 