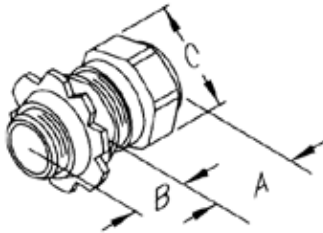




Steel EMT Rain Tight Compression Connectors

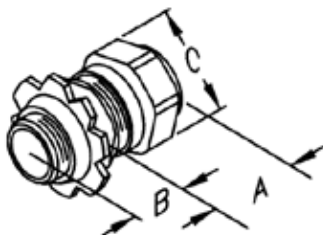


- Use to connect EMT conduit to steel outlet box, load center, or other metal enclosure in a dry or wet location
- Internal Sealing Ring & Knockout Gasket create Raintight Seal
- Heavy Steel Walls, Zinc Plated
- Concrete Tight
- UL Listed for EMT Conduit
- 2-1/2" - 4" are also UL Listed for use with Rigid & IMC

DIMENSIONS = INCHES

CAT. NO.	TRADE SIZE	DIMENSIONS			INNER BOX	OUTER BOX
		A	B	C		
14970	1/2"	1.14	.51	1.08	50	500
14971	3/4"	1.42	.51	1.35	25	250
14972	1"	1.58	.57	1.65	10	100
14973	1-1/4"	1.60	.61	2.02	10	100
14974	1-1/2"	1.93	.63	2.24	10	50
14975	2"	2.23	.67	2.80	5	50
14976	2-1/2"	2.80	.83	3.60	-	12
14977	3"	3.00	.83	4.25	-	12
14978	3-1/2"	3.35	.83	4.80	-	6
14979	4"	3.47	.83	5.24	-	6

Steel EMT Rain Tight Compression Connectors-Insulated Throat

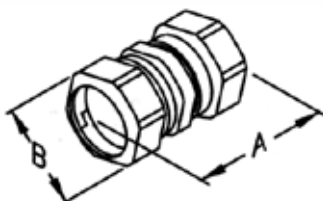


- Use to connect EMT conduit to steel outlet box, load center, or other metal enclosure in dry or wet location
- Internal Sealing Ring & Knockout Gasket create Raintight Seal
- Heavy Steel Walls, Zinc Plated
- Insulated throat
- Concrete Tight
- UL Listed for EMT Conduit
- 2-1/2" - 4" are also UL Listed for use with Rigid & IMC

DIMENSIONS = INCHES

CAT. NO.	TRADE SIZE	DIMENSIONS			INNER BOX	OUTER BOX
		A	B	C		
14980	1/2"	1.18	.51	1.08	50	500
14981	3/4"	1.46	.51	1.35	25	250
14982	1"	1.61	.57	1.65	10	100
14983	1-1/4"	1.69	.61	2.02	10	100
14984	1-1/2"	2.00	.61	2.24	10	50
14985	2"	2.36	.67	2.76	5	50
14986	2-1/2"	2.87	.83	3.62	-	12
14987	3"	3.07	.83	4.25	-	12
14988	3-1/2"	3.42	.83	4.80	-	6
14989	4"	3.54	.83	5.24	-	6

Steel EMT Compression Rain Tight Couplings



- Use to connect two lengths of EMT conduit together in a dry or wet location
- Internal Sealing Ring creates Rain Tight Seal
- Heavy Steel Walls, Zinc Plated
- Concrete Tight
- UL Listed for EMT Conduit
- 2-1/2" - 4" are also UL Listed for use with Rigid & IMC

DIMENSIONS = INCHES

CAT. NO.	TRADE SIZE	DIMENSIONS		INNER BOX	OUTER BOX
		A	B		
14990	1/2"	1.81	1.08	50	500
14991	3/4"	1.89	1.35	25	250
14992	1"	2.30	1.65	10	100
14993	1-1/4"	2.68	2.02	10	100
14994	1-1/2"	2.74	2.24	10	50
14995	2"	2.95	2.76	5	50
14996	2-1/2"	3.90	3.62	-	12
14997	3"	4.11	4.25	-	12
14998	3-1/2"	4.53	4.80	-	6
14999	4"	4.65	5.24	-	6