




# Two Gang Weatherproof Covers




- Gasket & Mounting Screws Supplied
- Seamless Die Cast Aluminum
- Powder Coat Finish
- Self Closing Spring Loaded Lids
- Individually Packaged



CAT. NO.	FIG	DESCRIPTION	FINISH	BOX QTY
37210	1	2 DUPLEX RECEPTACLES	GRAY	50
37212	1	2 DUPLEX RECEPTACLES	WHITE	50
37214	1	2 DUPLEX RECEPTACLES	BRONZE	50
37220	2	1 GFCI & 1 DUPLEX RECEPTACLE	GRAY	50
37222	2	1 GFCI & 1 DUPLEX RECEPTACLE	WHITE	50
37224	2	1 GFCI & 1 DUPLEX RECEPTACLE	BRONZE	50
37226	3	2 SINGLE RECEPTACLES 1.375" OPENING	GRAY	50
37230	4	1 SINGLE RECEPTACLE 1.375" & 1 DUPLEX RECEPTACLE	GRAY	50
37240	5	1 GFCI & 1 SINGLE RECEPTACLE 1.375"	GRAY	50
37250	6	2 GFCI RECEPTACLES	GRAY	50
37260	7	BLANK COVER	GRAY	50
37262	7	BLANK COVER	WHITE	50
37264	7	BLANK COVER	BRONZE	50

Weatherproof Covers

# Multi-Use Weatherproof Covers




38920  
Duplex GFCI Switch 1 3/8" 1 5/8"



38922/38923  
Duplex GFCI Switch 1 3/8" 1 5/8"

- Duplex
- GFCI
- Switch
- 1 3/8" Round
- 1 5/8" Round



38921

- Heavy-Duty Aluminum Die Cast Metal Construction
- 1 Gang - 10 Device Configurations
- 2 Gang - 25 Device Configurations
- 3 Gang - 125 Device Configurations
- 2 Gang w/Switch - 5 Configurations
- Heavy Duty Hidden Hinge
- Lockable Tab Feature Secures Cover
- Pre-Installed Gasket
- Snap-In device adapter requires no tools to install
- Easy-To-Assemble building block style adapters

CAT. NO.	FIG	DESCRIPTION	CONFIGURATIONS	LENGTH	WIDTH	CASE QTY
38920	1	1 GANG	10	4.6"	3.0"	50
38921	2	2 GANG	25	4.6"	4.5"	24
38922	3	3 GANG	125	4.6"	6.3"	20
38923	4	2 GANG W/SWITCH	5	4.6"	4.5"	50