








Standard trim

	EO	DT	NL	NL-OP
				
Product description	22EO	22DT	22NL	22NL-OP
Trim description	—	210DT*	210NL*	110NL-MD* 110NL-WD*
Escutcheon plate size	—	5 ³ / ₈ " x 4 ²⁵ / ₃₂ " x 3 ³ / ₃₂ " (137 x 121 x 2 mm)	5 ³ / ₈ " x 4 ²⁵ / ₃₂ " x 3 ³ / ₃₂ " (137 x 121 x 2 mm)	—
Pull center to center	—	—	—	—
Projection	—	1 ³¹ / ₃₂ " (42 mm)	1 ³¹ / ₃₂ " (42 mm)	—
ANSI function	01	02	03	03
Cylinder type	—	—	Rim	Rim
Handing	—	—	—	—
Optional trim	230EO	230DT	230NL	—
Optional #425 sex bolt quantity for device	6 (with no trim) 2 (with EO trim)	2	2	6

*ANSI/BHMA A156.3 (2001) Grade 1 trim

	TP	K	L
			
Product description	22TP	22K	22L
Trim description	230TP*	210K	230L*
Escutcheon plate size	3" x 12 ¹ / ₁₆ " x 3 ³ / ₃₂ " (76 x 306 x 2 mm)	3" x 4 ²⁵ / ₃₂ " x 3 ³ / ₃₂ " (76 x 121 x 2 mm)	3" x 6 ³ / ₈ " x 1 ⁵ / ₁₆ " (76 x 162 x 24 mm)
Pull center to center	5 ¹ / ₂ " (140 mm)	—	—
Projection	2" (51 mm)	2 ¹⁵ / ₁₆ " (75 mm)	2 ⁵ / ₈ " (67 mm)
ANSI function	05	08	08
Cylinder type	1 ¹ / ₄ " Mortise	Furnished	1 ¹ / ₄ " Mortise
Handing	—	—	—
Optional trim	230TP-BE	210K-BE	230L-BE
Optional #425 sex bolt quantity for device	2	2	2

*ANSI/BHMA A156.3 (2008) Grade 1 trim