
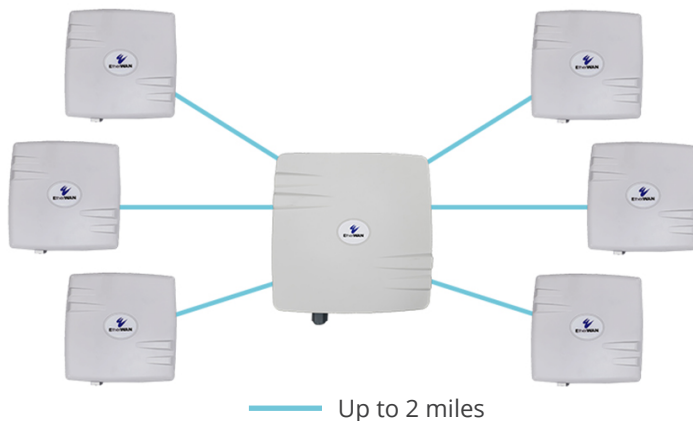


EasyLink MP

Preconfigured Multipoint IP67 Wireless Bridge Kit



Product Highlights

➔ Easy

- Mount units to a pole or wall using included mount kit
- Signal strength LED's for easy alignment
- Just power and align using supplied PoE injectors and power supplies
- No technical expertise needed

➔ Highly Secure

- Encrypted & Authenticated Wireless Connection (WPA2)
- Every kit has unique SSID and security settings
- Management Frame Protection (MFP) enabled

➔ Hardened-Grade for Outdoor & Harsh Environments

- Fanless and ruggedized outdoor IP67 enclosure (Rainproof)
- Wide operating temperature range (-40° to 167°F)
- Connections up to 2 miles away

Overview


EtherWAN's EasyLink MP is a pre-configured Multipoint Bridge kit which allows for connecting a set of remote locations wirelessly up to 2 miles away. EasyLink MP's simple setup allows you to connect locations by mounting the hardware, powering them on, and aligning the units using the built-in alignment LEDs. Each kit contains one central bridge unit plus two/four/six auxiliary units that connect automatically using a highly secure, unique, and hidden SSID and randomly generated passphrase to keep your valuable equipment secure right out of the box. No need for complicated setup software, just plug it in, aim it and you are connected.

Ordering Information

Model

EasyLink-300-US-MP-02	2 paired Wireless Bridge Clients and 1 Wireless Bridge Base unit, 3 x 24VDC, 1.5A Power Supplies, 3 x Passive PoE Injectors and 3 x Mounting kits.
EasyLink-300-US-MP-04	4 paired Wireless Bridge Clients and 1 Wireless Bridge Base unit, 5 x 24VDC, 1.5A Power Supplies, 5 x Passive PoE Injectors and 5 x Mounting kits.
EasyLink-300-US-MP-06	6 paired Wireless Bridge Clients and 1 Wireless Bridge Base unit, 7 x 24VDC, 1.5A Power Supplies, 7 x Passive PoE Injectors and 7 x Mounting kits.
JPole18	18" Wall Mount J-Pole
EasyLink-PSU-INJ	Replacement Power Supply and Gigabit Passive PoE Injector for EasyLink Wireless Bridge Series
Cable 25	25' Shielded Twisted Pair CAT 6 Cable with UV Resistant Coating
Cable 50	50' Shielded Twisted Pair CAT 6 Cable with UV Resistant Coating
Cable 150	150' Shielded Twisted Pair CAT 6 Cable with UV Resistant Coating
Cable 300	300' Shielded Twisted Pair CAT 6 Cable with UV Resistant Coating
EPOW-24-60-A	Hardened Power Supply rated for use in temperatures -40°F to 167°F
PoEPowerEZ	PoE Switch to EasyLink Adapter Hardened -40°F to 165°F (Eliminates the need for a power supply)

Hardware Specifications

Wireless +	
Frequency 5 GHz	
Max data rate 300 Mbit/s	
Number of chains: 2 per unit	
Standards 802.11a/n	
WPA2 Passphrase	
256-bit AES-CCM Encryption	
Dynamic Frequency selection	
Layer 2 Features +	
Auto-negotiation for port speed and duplex	
Redundant Protocols (always enabled)	IEEE 802.1D Spanning Tree Protocol (STP) IEEE 802.1w Rapid Spanning Tree Protocol (RSTP) IEEE 802.1s Multiple Spanning Tree Protocol (MSTP)
Interface +	
Ethernet	Primary Node: 10/100/1000BASE-T Active PoE 802.3at/bt Auxiliary Node: 10/100/1000BASE-T
Wireless	802.11a/n
LED Indicators	
 <p>The diagram shows three indicators: 'System On' (a solid green dot), 'Link Activity' (a green dot with a pulse), and 'Signal Strength' (four green signal strength icons of increasing size).</p>	
Technology +	
Standards	IEEE 802.3 10BASE-T IEEE 802.3u 100BASE-T IEEE 802.3ab 1000BASE-T IEEE 802.3x full duplex and flow control IEEE 802.1D STP IEEE 802.1s MSTP IEEE 802.1w RSTP IEEE 802.11w Management Frame Protection (MFP)
Power	Primary Node: PoE in (Active PoE 802.3at/bt) Max power consumption 17W Auxiliary Nodes: PoE in (Passive PoE) PoE in input Voltage 6-30V Max power consumption 11W

Physical +	
EasyLink MP Primary Node	
Dimensions	270 x 565 x 76mm (W x H x D) 10.63" x 22.25" x 3"
Weight (shipping)	6.2lbs (2.81kg)
Installation Type	Pole/Wall
Casing Material	UV Protected Polystyrene case
EasyLink MP Auxiliary Node	
Dimensions	185 x 185 x 63.5mm (W x H x D) 7.28" x 7.28" x 2.5"
Weight (shipping)	2 units per box: 7.15lbs (3.25kg)
Installation Type	Pole/Wall
Casing Material	UV Protected Polystyrene case
Environmental +	
Operating Temp.	-40 to 75°C (-40 to 167°F)
Storage Temp.	-45 to 85°C (-49 to 185°F)
Relative Humidity	5% to 95% (non-condensing)
Wind Survivability	200km/h
*Power supply rated 5°F to 158°F	
Regulatory +	
ISO	Manufactured in ISO-9001 facility
EMI	FCC Part 15B Class A PCC Part 15C
Environmental Test Compliance +	
IEC 60068-2-6 Fc (Vibration Resistance)	
EN 61000-4-3 (Radiated RFI)	
Warranty +	
Length	3 Years
Details	https://etherwan.com/support/warranty-policy

Unit Connected



Unit Mounted


Wall Mounted



Adjustment:
180° Horizontal
30° Vertical

(Wall mount screws and
anchors not included)

Pole Mounted



0.25" - 2.0" OD pole
supported

Side View

Back View

Antenna Specifications

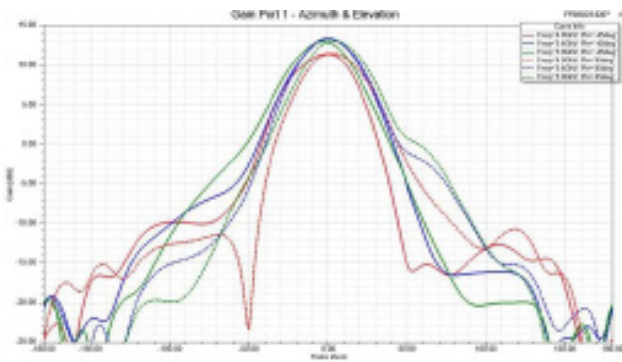
Auxiliary Node Performance		+
VSWR	< 2.0 @ 5GHz	
Dual polarized	Horizontal & Vertical	
High gain	Up to 11 dBi	
Medium gain, wide-beam radiation pattern	HPBW approx. 35-40 deg and 75-90deg in elevation and azimuth	
Front to Back Ratio	> 16dB	
Port isolation	> 25dB	

Auxiliary Electrical Specification		+
Frequency Range	2400 - 2500 (S-Band)	
Gain	11 dBi typ.	
Polarization	Dual linear - V & H	
Beamwidth Horizontal	35 - 40 deg @ -3dB	
Beamwidth Vertical	75 - 90 deg @ -3dB	
VSWR	< 2.0 typ.	
Impedance	50 Ohm	
RF Interface	2 x SMA Female	
Front-to-Back Ratio	>16 dB	
Port-to-Port Isolation	>25 dB	

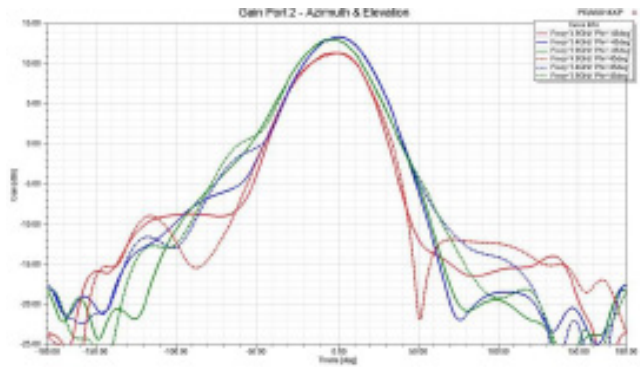
Primary Node Specifications		+
VSWR	2.5: 1 Max.	
Polarization	Linear & Vertical	
Peak gain	8 dBi	
Average gain	6 dBi	
Frequency range	5150 - 5875 MHz	
Power handling	2W (cw)	
Impedance	50 Ω	
Connector	N PLUG	

Primary Node Environmental & Mechanical Characteristics		+
Temperature	- 40°C to +85°C	
Humidity	90% @ 25°C	

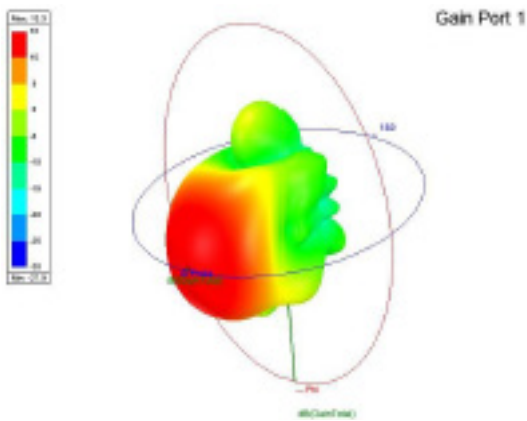
Gain — Azimuth & Elevation — Port 1



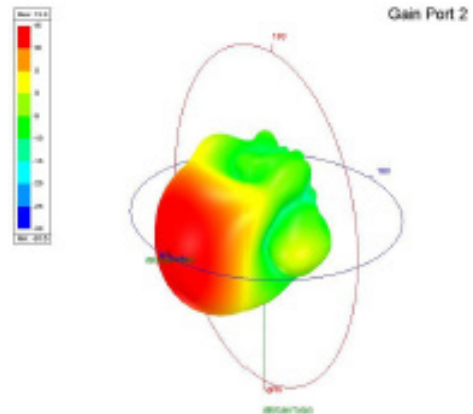
Gain — Azimuth & Elevation — Port 2



3D Gain — Port 1



3D Gain — Port 2



Note:

The EasyLink MP is a cost-effective multi-point Wireless Bridge solution. For successful deployment a couple of factors should be taken into consideration.

1. If one of more ends of the connection do not have access to a temperature controlled area within 350ft. for powering the unit, it is advised to purchase the optional hardened power supply.
2. When mounted outdoors it is required to use UV rated shielded twisted pair CAT 6 cabling. This helps protect against surges due to electrical storms. Be sure the network side of the shielded cable is grounded either through the switch or receptacle. Optional grounded