

2331 Heavy Duty Deadbolt



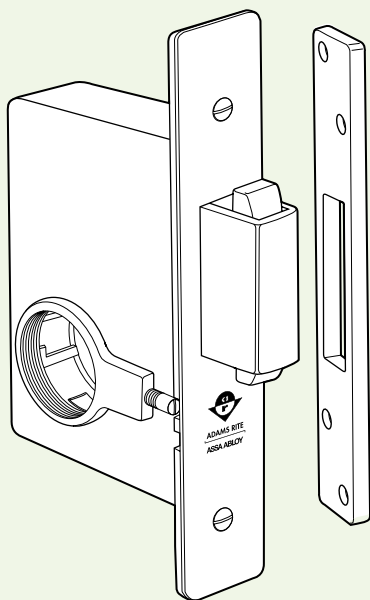
The 2331 Heavy Duty Deadbolt provides a heavy duty deadbolt lock that expands into the strike for heavy duty wood or hollow metal applications.

Function

A heavy duty deadbolt for heavy duty metal or wood sliding doors, the 2331 Heavy Duty Deadbolt throws a massive brass bolt into its strike, then expands two stainless steel dogs to secure the door. A single turn of the key expands or retracts the bolt. Operates with standard mortise cylinder (standard cam) or with standard mortise cylinder thumbturn. There is no latch action.

Operation

360° turn of key or thumbturn extends and expands or retracts and withdraws the bolt. Key cannot be removed unless bolt is positively locked or totally retracted. Requires special cylinder cam (see details on back of page).



Specifications

BACKSET

- 1-3/4" only.

CASE

- Zinc alloy, measures 7/8" x 3-5/8" x 2-5/8" deep.

BOLT

- Brass with stainless steel dogs, 1/2" x 1-1/2" with 3/4" horizontal throw and 11/32" expansion above and below main bolt.

ARMOR FACEPLATE

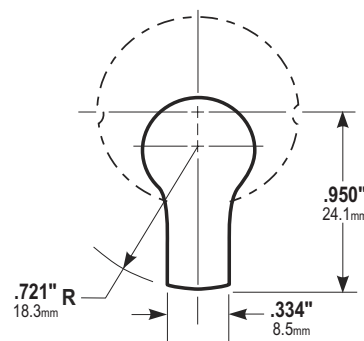
- Flat faceplate of brass 1" x 5-3/4". Available in a variety of finishes.

STRIKE

- 1/8" x 1" x 4-11/16" with 5/8" x 1-5/8" opening. Brass, with four-screw mounting. Trim finish same as faceplate.

SPECIAL CYLINDER CAM

- 2331 Heavy Duty Deadbolts are operable by any standard 1-5/32" diameter mortise cylinder with special cam dimensions as shown. Cylinders with such cams can be readily obtained from most cylinder manufacturers.



OPTIONS

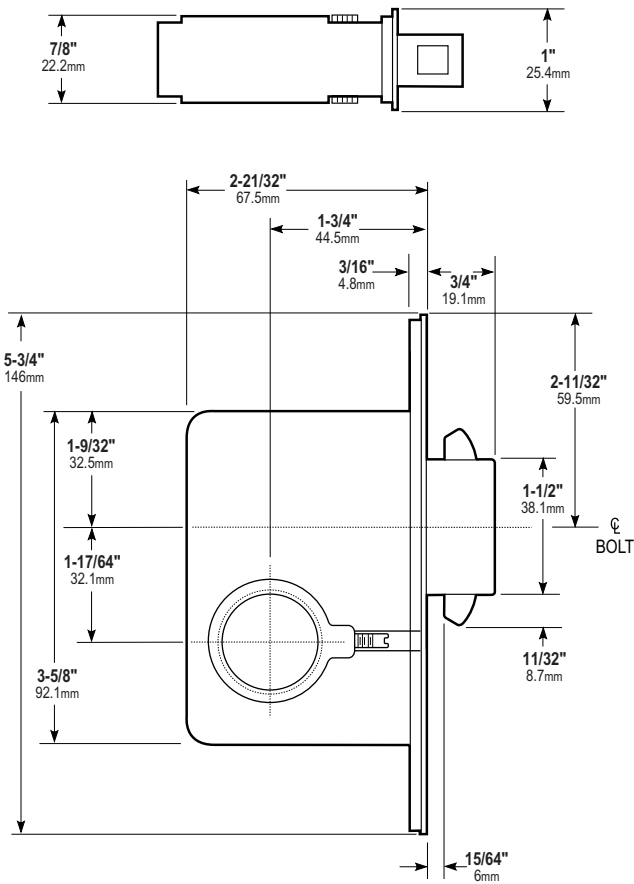
- Specify trim finish: US3 Polished Brass (605), US26 Bright Chrome (625), or US26D Satin Chrome (626).

STANDARD PACKAGE

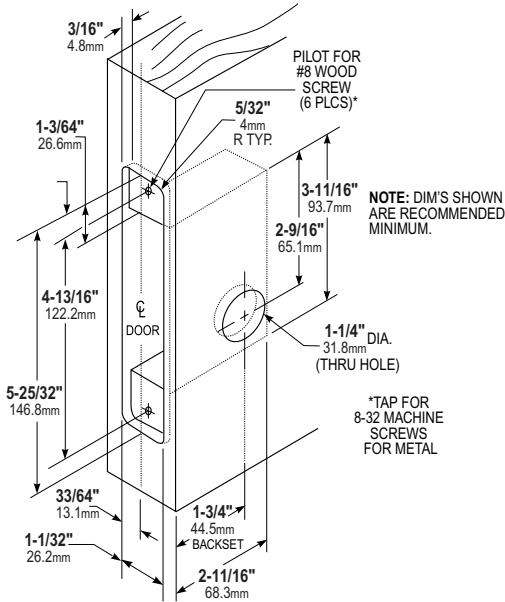
- Individually boxed with strike and wood screws for mounting lock and strike. Shipping weight: 2 lbs.

All measurements are approximate and are provided for informational purposes only. Refer to the product Installation Instructions.

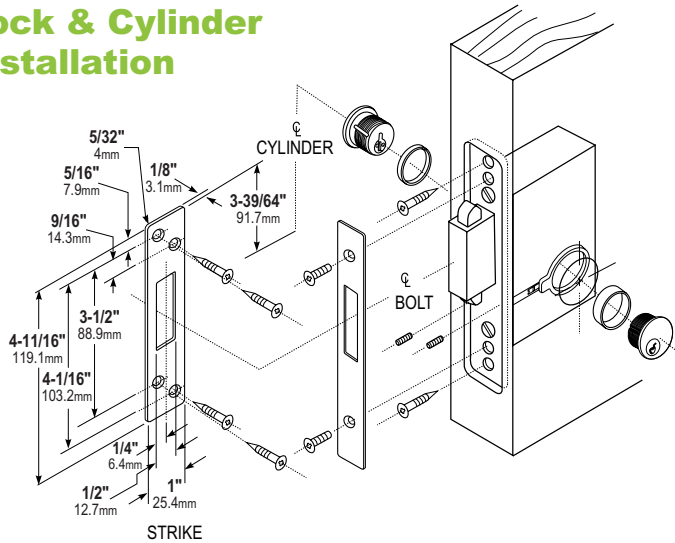
Dimensions



Wood Door Preparation



Lock & Cylinder Installation



HOW TO ORDER 2331 HEAVY DUTY DEADBOLT

Specify quantity and the following information. Order related products separately.

PRODUCT NO.	FINISH
2331	-626
	121 To Match Dark Bronze Anodized 313
	605 Bright Brass
	625 Bright Chrome
	626 Satin Chrome

RELATED PRODUCTS When purchasing this product, please consider the following related products, available separately:

Cylinders

2331 Heavy Duty Deadbolts are operable by any standard 1-5/32" diameter mortise cylinder with special cam.