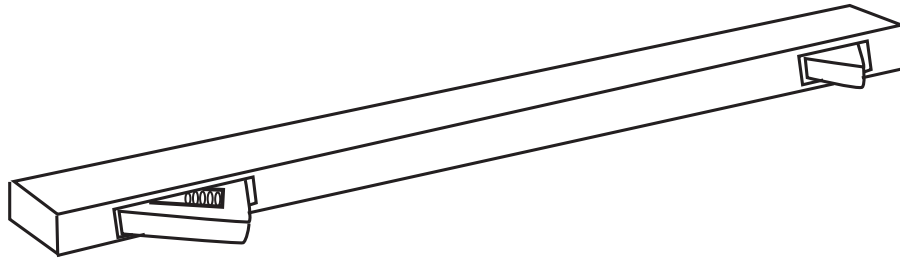


Architectural Door Accessories

Rockwood 2600 Series Coordinator

The global leader in
door opening solutions

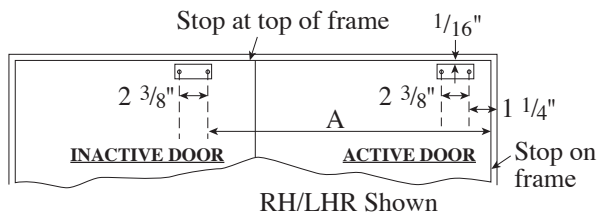
NOT TO SCALE



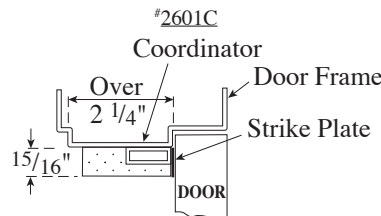
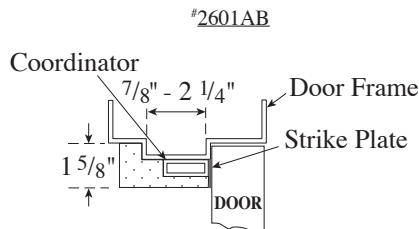
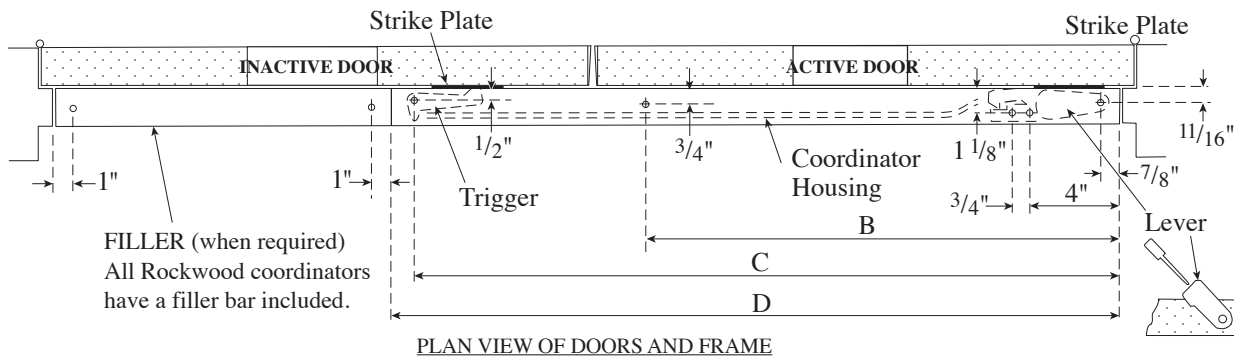
Template T-2600

Effective date: June 1, 2019
Supersedes: All Previous

NOTE: ASSA ABLOY reserves the right to make product changes and is not responsible for obsolete template errors. To ensure your template is current, please visit our website at www.assaabloydooraccessories.us or call us at 800-458-2424.



Housing Length	A	B	C	D
32" (N1648)	27 1/2"	OMIT	31"	32"
42" (NX1648)	37 1/2"	OMIT	41"	42"
52" (1654-1696)	47 1/2"	26"	51"	52"
60" (L16108)	55 1/2"	26"	59"	60"



NOTE: Field adjustment of door closers is required after installation of coordinator to insure against doors closing too fast and changing coordinator mechanism. Field adjustment of coordinator override could be needed.

NOTE: INSTALL COORDINATOR BEFORE ANY OTHER HARDWARE, EXCEPT HINGES.