

# 8500 Electric Strike

*Works with mortise locksets  
without a deadbolt up to  
a 3/4" throw latchbolt*

Also available in  
a Complete One  
Box Solution



## The fire rated, concealed electric strike solution for mortise locksets.

The 8500 Series Electric Strike is a fire rated, compact, high performance electric strike featuring a unique concealed design for use with mortise locksets without a deadbolt. Designed for fast, convenient installation, the 8500 installs with little or no modification to the frame. Simply remove the existing strike plate, remove the dust box, and install. Its strength is derived from a unique keeper pin locking design, enabling the 8500 to exceed Grade 1 ratings. This unique electric strike complies with NFPA 80-07 guidelines for retrofit into fire rated frames. The 8500 accommodates mortise latchbolts up to 3/4" throw.

## Features

### Standard Features

- No cutting to the face of the frame
- Stainless steel construction
- Tamper resistant
- Static strength 1,500 lbs
- Dynamic strength 70 ft-lbs
- Endurance 1 million cycles
- Field selectable fail safe/fail secure
- Non-handed
- Metal frame
- Internally mounted solenoid
- Accommodates 3/4" [19mm] mortise latchbolts
- Strike body depth 1-5/16" [33.3mm]
- Plug-in connector
- Full pocket shims for horizontal adjustment
- SecuriCare five-year, no-fault, no questions asked warranty (Addition of SMART Pac® III extends the warranty to 10 years)

### Optional Features

- **LBM** Latchbolt monitor
- **LBSM** Latchbolt strike monitor
- 4 faceplate option kits to work with most mortise locksets (sold separately)

### Accessories

- **2001M** Plug-in bridge rectifier
- **2004M** ElectroLynx® adapter
- **2005M3** SMART Pac® III
- **2006M** Plug-in buzzer
- **150** Strike latch guard



Grade 1



SecuriCare  
Warranty



Mortise Locks  
without  
Deadbolt



Field Selectable  
(Fail secure  
/Fail safe)



Dual Voltage  
12/24



PoE  
Friendly



Fire Rated



Outdoor  
Rated



Burglary  
Rated



## Specifications

### Certifications

- ANSI/BHMA A156.31, Grade 1
- UL 1034 burglary-resistant listed and suitable for outdoor use
- UL 294 listed
- RoHS compliant
- UL 10C fire rated, 3-hour single door (fail secure only)
- CAN/ULC-S104 fire door conformant
- NFPA-252 fire door compliant
- ASTM-E152 fire door compliant
- NFPA 80-07 compliant

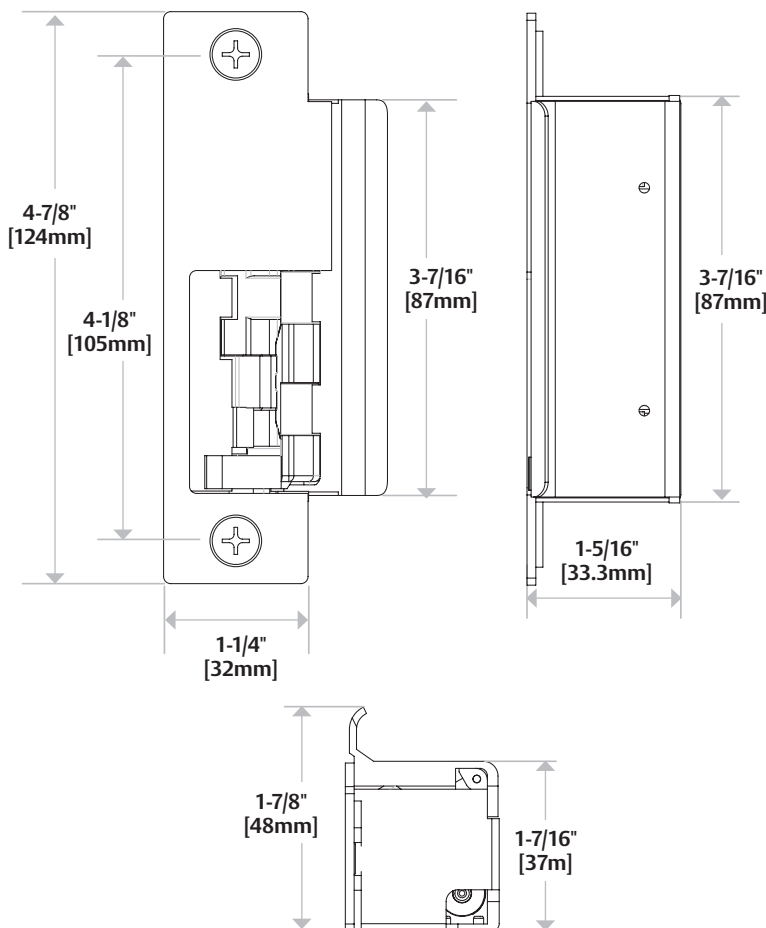
### Frame Application

- Metal

### Electrical (DC Continuous Duty)

- Dual voltage 12/24 VDC/VAC
- 240 mA at 12 VDC/120 mA at 24 VDC
- PoE friendly

## Dimensions



Removal of the dustbox required for use with ANSI/BHMA A156.115 prep



## How to Order

SERIES	FINISH	OPTION (S)
<b>8500</b>	<b>- 630</b>	<b>- LBM</b>
8500 Universal Electric Strike; faceplates ordered separately	605 Bright Brass	(blank) No Monitor
	606 Satin Brass	LBM Latchbolt Monitor
	612 Satin Bronze	LBSM Latchbolt Strike Monitor
	613 Bronze Toned	
	629 Bright Stainless Steel	
	630 Satin Stainless Steel	

NOTE: Electric strike compatibility is determined at time of electric strike product release. ASSA ABLOY is not responsible for incompatibility of products that have changed in design or craftsmanship by their respective manufacturers. When compatibility is a concern, contact Customer Support for application assistance.

## 8500 Series Faceplate Option Kits

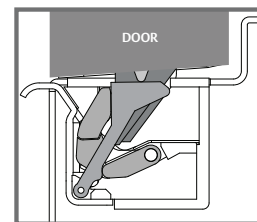
The 8500 faceplate option kits combine two different faceplate pocket styles with three different deadlatch platform profiles for compatibility with a wide variety of mortise locksets. 8500 faceplate option kits are lock specific. There are two faceplates included in each kit: a standard faceplate and a faceplate with a wider pocket to address less-than-ideal sagging door conditions.

OPERATION	 Mortise Locks without Deadbolt	After release, the keeper returns to the locked position.
 4-7/8" x 1-1/4" [123.8mm x 31.75mm]	<b>851M Option</b> <b>For use with:</b> Mortise locksets <b>Compatible locksets:</b> Sargent 8100, 8200, 9200 <b>ANSI/BHMA Numbers:</b> E05031, E09321, E09322, E09323	
 4-7/8" x 1-1/4" [123.8mm x 31.75mm]	<b>852K Option</b> <b>For use with:</b> Mortise locksets <b>Compatible locksets:</b> Corbin Russwin ML 2000 <b>ANSI/BHMA Numbers:</b> E05031, E09321, E09322, E09323	
 4-7/8" x 1-1/4" [123.8mm x 31.75mm]	<b>852L Option</b> <b>For use with:</b> Mortise locksets <b>Compatible locksets:</b> Schlage L9000 <b>ANSI/BHMA Numbers:</b> E05031, E09321, E09322, E09323	
 4-7/8" x 1-1/4" [123.8mm x 31.75mm]	<b>852M Option</b> <b>For use with:</b> Mortise locksets <b>Compatible locksets:</b> Yale 8700 (manufactured after 2005) & 8800, Accurate, Falcon, Kaba Ilco/Unican <b>ANSI/BHMA Numbers:</b> E05031, E09321, E09322, E09323	

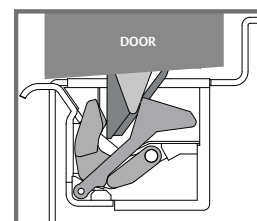
## Get to Know the 8500

The 8500 concealed electric strike for mortise locksets builds on the tradition of ground-breaking design you've come to know in the 8000 Series concealed electric strike family. It has a unique design unlike any electric strike on the market today. It's important to understand the extraordinary design of the 8500 so that you can correctly install and operate it.

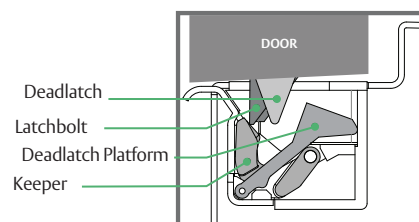
When the door is closed, the mortise latchbolt is held secure by the 8500 keeper. A 'deadlatch platform' insert holds the deadlatch in its locked state. Place the deadlatch platform into one of three locations in the strike as appropriate for the type of mortise lockset.



When the electric strike is energized, the keeper begins to rotate and the deadlatch platform falls away, allowing the deadlatch to drop and the latchbolt to become locked.



As the door moves forward, the latchbolt slides first along the keeper and then up the internal ramp.



As the door continues along its arc away from the frame, the latchbolt and deadlatch exit the 8500, which quickly returns to its locked state.

