

## 8500 – 852L Latch Stabilizer Bracket

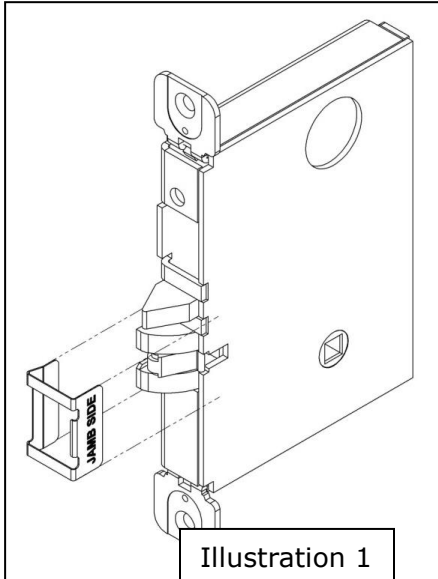


Illustration 1

Slide bracket over latch as shown. Bracket will be secured when faceplate is installed.

3070006.003 Rev. A

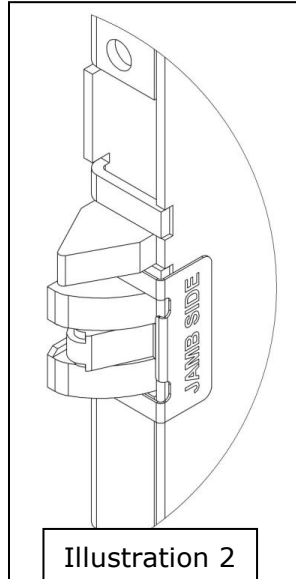


Illustration 2

Make sure that the pivot pin of the friction reduction tongue is captured by the bracket as shown in illustration 2.

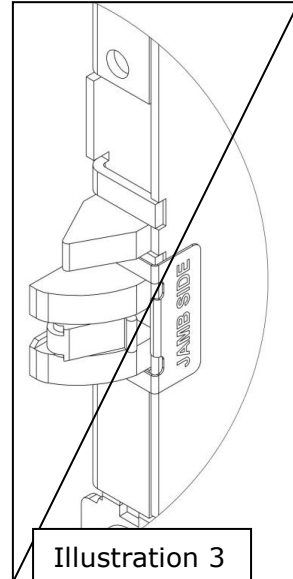


Illustration 3

ASSA ABLOY, the global leader in door opening solutions

## 8500 – 852L Latch Stabilizer Bracket

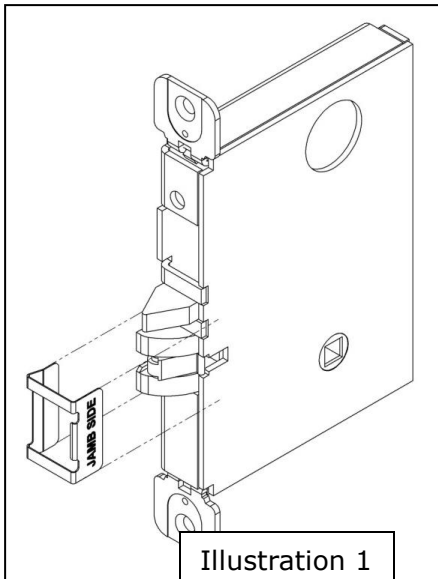


Illustration 1

Slide bracket over latch as shown. Bracket will be secured when faceplate is installed.

3070006.003 Rev. A

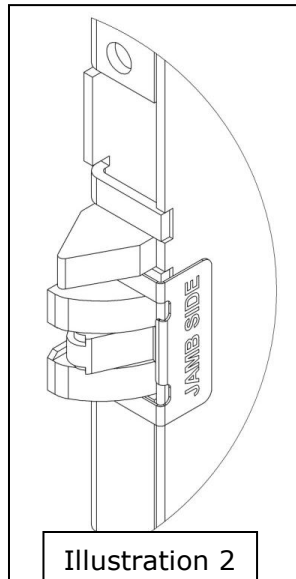


Illustration 2

Make sure that the pivot pin of the friction reduction tongue is captured by the bracket as shown in illustration 2.

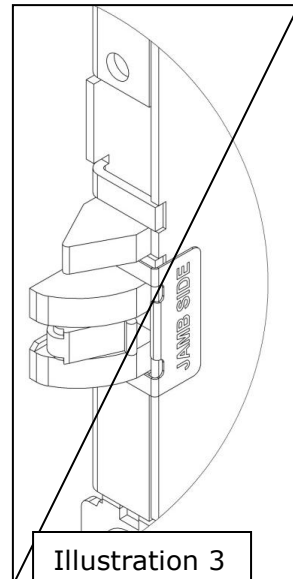


Illustration 3

ASSA ABLOY, the global leader in door opening solutions