

HÄFELE



LOOX5

**The LED lighting system
for furniture and rooms.**

5

Contents

Introduction

 **Illuminating**

 **Extending**

 **Switching**

Page

Page

Page

2

80

84

Further development

System

- Color codes
- Control
- Planning

Linear light

- LED strip lights
- LED silicone strip lights
- Surface mounted light
- Glass edge light
- Drawer lights
- Aluminum profiles
- Plastic profiles

- Charging stations
- Sound systems

- Sensor switches
- Mechanical switches
- Dimmer interface
- Multi-switch box
- Multi-driver box

Point light

- Recess/surface mounted downlights
- Recess mounted downlights
- Surface mounted downlights
- Surface mounted lights
- Flexible surface mounted lights

 **Networking**

 **Distributing**

 **Supplying**

Additional information

Page

Page

Page

Page

93

102

121

140

Häfele Connect Mesh

- 6-way distributor
- Adapter multi-white, RGB, fittings
- Remote control
- Push button switch, wall mounted
- 2-channel interface

Term definition

- Distributor
- Extension leads
- Modular leads
- Switch leads
- Leads and connectors for LED strip lights

Adapters Loox5/Loox

- Power cords
- Cable routing

Connections and control concept

- Drivers
- Converters

Technical data LED strip lights

- Inspirations for designing with light
- Light effects and lighting technology
- Test symbols and symbols
- Technical terms
- Technical questions
- Documentation on the Internet
- Item no. index
- Address information

High-performance LED strip lights and design-oriented aluminum profiles – also available in designer finishes: black and brushed stainless steel colored.




Compatibility > **Page 116**

Adapters ensure compatibility: Using different Loox generations in one installation.



Technical data > **Page 140**

By professionals for professionals – all facts about LED strip lights at a glance.



The wireless network of lights and electrically operated fittings – with optional integration of the electrical installation of buildings.



Task light, Ambient light, Accent light > **Page 146**

Suitable areas of application for each light – now in a quick overview.

on.



LOOX5



We have invested many hours working with LED lights, we have developed and researched, we have had many valuable discussions with partners in trade and industry – and we have learned a great deal. The market is demanding digital answers.

The result after four generations of Loox LED lights is therefore not simply further development, but a new level. Our development has accelerated. Because the world is accelerating, and the demands of our customers are growing at an equally rapid rate.

The essence of four generations.

We are driven by the same questions
time and time again.

How can it be made easier?
How can it be made better?
How can it be made more intelligent?

5




The essence of our experience
therefore has a new face.

Welcome to Loox5.



**Easy.
Logical.
Linear.**



Loox5

Supplying.

Output current 5 A. Suitable for longer installation routes.
Engineered by Häfele.

Loox5

Distributing.

Wired.

6-way distributor for monochrome lights. With connector for all standard switches from the Loox product range.



Straight down the line.

Loox5

Networking.

Wireless.

Häfele Connect Mesh 6-way distributor.
For RGB, multi-white and monochrome
lights. Engineered by Häfele.

Häfele Connect
Mesh push
button, wall-
mounted



Push button,
wall-mounted
External
product



Networking via
Häfele Connect
Mesh 2-channel
interface

Häfele Connect
Mesh App



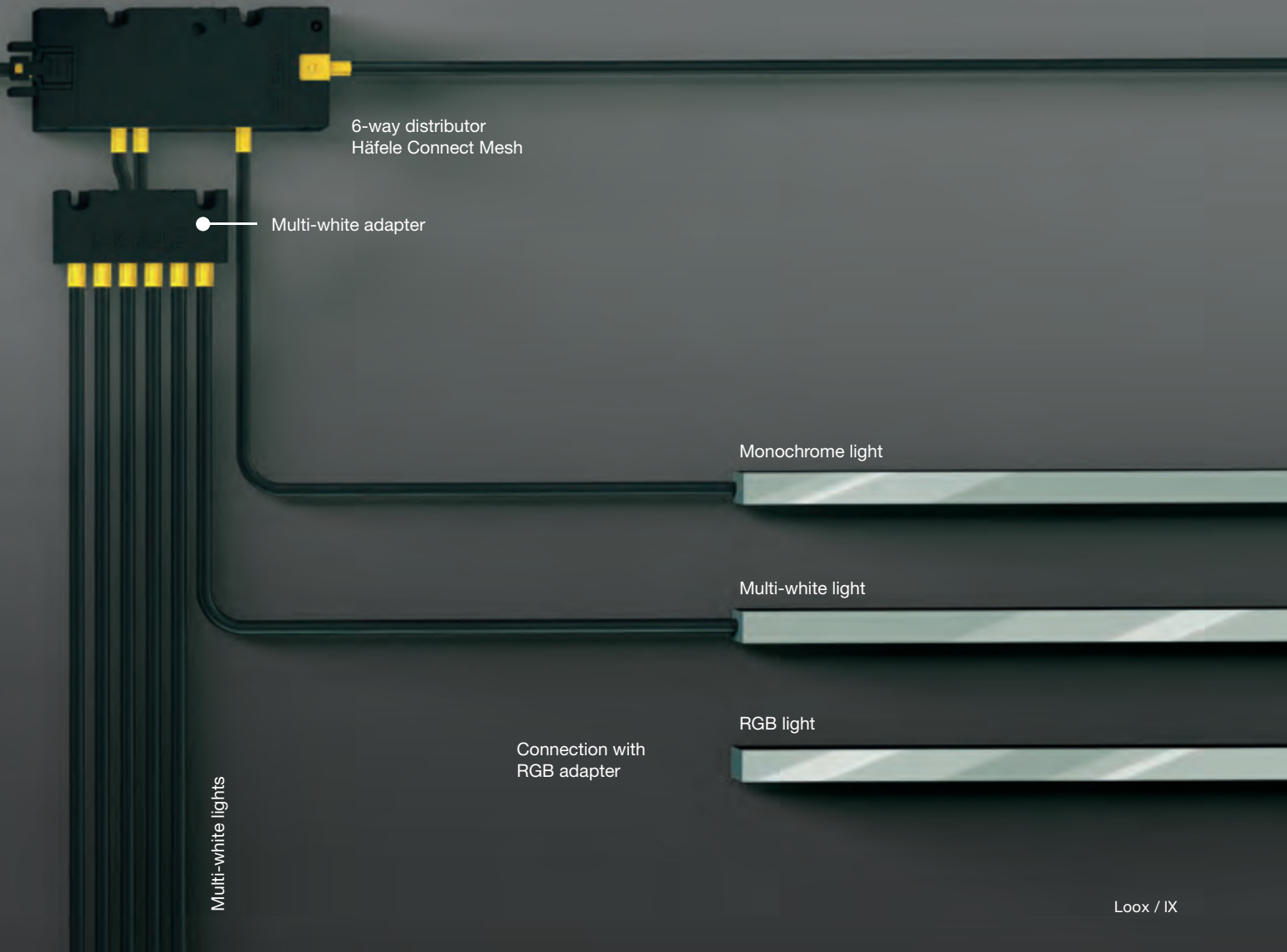
Häfele Connect
Mesh remote
control



Loox5

Illuminating.

Equipped with high-quality LEDs
made by Samsung.



Loox5

Color codes.



Yellow-in-yellow
The Loox5 system with
12 volts

**Intu
con.**

itive nec_tions.

Green-in-green
The Loox5 system with
24 volts



Monochrome




RGB



Multi-white






RGB, multi-white, monochrome light.
The Häfele Connect Mesh 6-way distributor
controls everything. At once. Wireless.

Intelligent light, intelligently solved.

All-in-one

**The Loox5
light control.**

Häfele Connect Mesh 6-way distributor.



Häfele Connect Mesh
App

Häfele Connect Mesh
push button, wall-mounted

Häfele Connect Mesh
remote control



Control light and configure the lighting individually – it's that simple with the Loox5 system: all of the Loox5 lights installed in the house "register" in the Häfele Connect Mesh App and are integrated into the app interface in just a few steps. Now the lights can be individually activated,

dimmed, their light color can be changed, or they can be simply switched on and off. At the same time, different lighting scenarios can be created and saved. Operation can take place completely in accordance with requirements: via the app, via remote control or using


wall-mounted push buttons. Integrating the Häfele Connect Mesh 2-channel interface also makes every standard wall-mounted push button compatible with the app. Loox5. A modular networking kit which can be described with one word: EASY.

Light is easy.

Few criteria.


Many solutions.

Light color	Monochrome Multi-white RGB
Light intensity	Task light Ambient light Accent light
Light source	Linear light Point light
Alignment	Directly or indirectly Up or down Forward or backward To the side
Position on the cabinet	Outside Inside
Installation type	Recess mounted Surface mounted




Light in the sleeping area.

Atmosphere full of ambience for rest areas.



Light in the kitchen.


Functionality for every action.




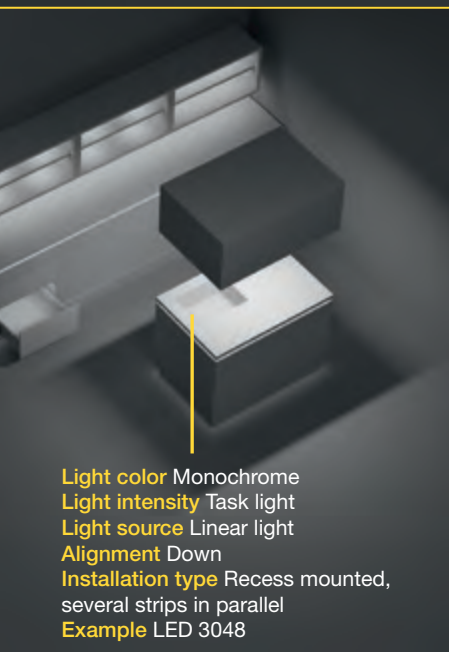
Light color Monochrome
Light intensity Ambient light
Light source Linear light
Alignment To the side
Installation type Attached at the side to the circular mounting plate behind the mirror
Example LED 3040, just 5 mm wide for slim design applications

Light in the storage space.

Orientation for perfect organization.



Light color Monochrome
Light intensity Accent light
Light source Linear light
Alignment Down
Installation type Recess mounted
Example LED 2062




Light in store fixtures.

Value for the presentation of goods.

Light is plannable.

The need to observe only a few planning steps structures and simplifies the planning of lighting in furniture.



Illuminating.

At the start of the development process, determine the lighting purposes of the furniture (multiple choices possible)

- > **Task light for pleasant and safe working**
- > **Ambient light for highlighting or staging**
- > **Accent light for storage spaces or paths**

Also take into account the overall brightness of the room and the finishes to be illuminated: Sufficiently bright ceiling lighting or sunlight makes the orientation light unnecessary during the day, but at night it may be very pleasant if the ceiling lighting does not need to be used and a few furniture pieces provide some orientation light.

For confidence in the planning process, test lighting and finishes or use bright lighting with dimmers to achieve a balance of incident light and reflection.

The form factor of a light (linear, point) and the number used affects the planarity of the illumination. Light color, installation type, position on the cabinet, and alignment are further criteria to select the perfect light.



Extending.

Häfele Loox5 drivers supply not only lights, but also charging stations (inductive and USB), audio systems, as well as electrically operated flap fittings, sliding doors, or TV lifts. Take advantage of the potential of Häfele Loox5. Create furniture that can do more than simply look good.

The chapter structure of the Loox brochure simplifies the ordering process by using this simple planning process.

Take advantage of the potential of Häfele Loox5 and create furniture that can do more than simply look good.



Switching.

Plan switch requirements and switch positions. Simple mechanical switches or convenient sensors and dimmers can be grouped together by means of multi-driver or multi-switch boxes to conveniently operate lights from a single location or from different locations.



Networking.

The Häfele Connect Mesh 6-way distributor is the central element for controlling monochrome lights, multi-white lights, or RGB lights individually or jointly. 6-way distributors can be networked. They can be controlled by remote control, wall-mounted push button, or app.



Distributing.

Plan the concealed cable routing and provide holes, grooves, or panels. An extensive range of extension leads and distributors facilitates suitable cabling of your project.




Supplying.

Add up the wattage of all lights and other devices.

If necessary, take into account possible later expansions and select a driver of the appropriate performance class. Lights of the same voltage type or current may be connected to a common driver. Converters are also available and are necessary if lights with different voltage types and currents will share a driver.

Choose a distributor for your current needs (with or without switching function or with Häfele Connect Mesh). The distributor can be easily replaced at a later time. Therefore, make sure the drivers are accessible in the furniture.






LOX5

Linear light



Task light: Illuminate work spaces with > 500 lx at a distance of 500 mm (19 11/16")

											ILLUMINANCE max. at a distance of 500 mm (19 11/16") lx
LED 3052	24 V	Constant current	8 mm (5/16")	19.2 W/m	1840						> Page 12
LED 3051	24 V	Constant current	8 mm (5/16")	14.4 W/m	1400						> Page 12
LED 3048	24 V		8 mm (5/16")	14.4 W/m	1320						> Page 10
LED 3050	24 V	Constant current	8 mm (5/16")	9.6 W/m	1010						> Page 12
LED 2068	12 V		8 mm (5/16")	9.6 W/m	955						> Page 10
LED 3045	24 V		8 mm (5/16")	9.6 W/m	955						> Page 10
LED 2061	12 V		5 mm (3/16")	9.6 W/m	860						> Page 8
LED 3041	24 V		5 mm (3/16")	9.6 W/m	860						> Page 8
LED 3046	24 V	Silicone	8 mm (5/16")	9.6 W/m	860						> Page 14
LED 2077	12 V	Constant current	8 mm (5/16")	9.6 W/m	830						> Page 12




Ambient light: 150–500 lx at a distance of 500 mm (19 11/16")

											ILLUMINANCE max. at a distance of 500 mm (19 11/16") lx
LED 2062	12 V		8 mm (5/16")	4.8 W/m	470						> Page 10
LED 2065	12 V		8 mm (5/16")	4.8 W/m	470						> Page 10
LED 3042	24 V		8 mm (5/16")	4.8 W/m	470						> Page 10
LED 2060	12 V		5 mm (3/16")	4.8 W/m	430						> Page 8
LED 3040	24 V		5 mm (3/16")	4.8 W/m	430						> Page 8
LED 2063	12 V	Silicone	8 mm (5/16")	4.8 W/m	425						> Page 14
LED 3043	24 V	Silicone	8 mm (5/16")	4.8 W/m	425						> Page 14



Multi-white lights

											ILLUMINANCE max. at a distance of 500 mm (19 11/16") lx
LED 3049	24 V		8 mm (5/16")	14.4 W/m	1200						> Page 16
LED 2070	12 V		8 mm (5/16")	9.6 W/m	865						> Page 16
LED 3047	24 V		8 mm (5/16")	9.6 W/m	865						> Page 16
LED 3061	24 V	Silicone	8 mm (5/16")	9.6 W/m	865						> Page 16
LED 2064	12 V		8 mm (5/16")	4.8 W/m	445						> Page 16
LED 3044	24 V		8 mm (5/16")	4.8 W/m	445						> Page 16
LED 3060	24 V	Silicone	8 mm (5/16")	4.8 W/m	445						> Page 16



RGB lights


LED 2080	12 V		10 mm (3/8")	9.6 W/m							> Page 18
LED 3080	24 V		10 mm (3/8")	9.6 W/m							> Page 18
LED 2042	12 V		8 mm (5/16")	9.6 W/m							> Page 20





Aluminum profiles for recess mounting

Model	Internal dimension		
1104	8 mm (5/16")	For strip lights up to a width of 5 mm (3/16")	> Page 22
1103	11 mm (7/16")		> Page 22
1105	11 mm (7/16")	Asymmetrical light distribution	> Page 23
	16 mm (5/8")		> Page 24
1107	8 mm (5/16")	Asymmetrical light distribution, for strip lights up to a width of 5 mm (3/16")	> Page 25
1106	11 mm (7/16")	Asymmetrical light distribution	> Page 25



Aluminum profiles for surface mounting

2101, 2102	11 mm (7/16")		> Page 26
2103	11 mm (7/16")	With concealed fixing	> Page 28
2104	11 mm (7/16")	With concealed fixing, asymmetrical light distribution	> Page 28
	16 mm (5/8")		> Page 30
		Glass edge profile	> Page 31
	14 mm (9/16")	Corner mounting	> Page 31
	14 mm (9/16")	Drawer profile	> Page 32
	8 mm (5/16")	Designer profile	> Page 33
	12 mm (1/2")		
	12.5 mm (1/2")	With flat lens	> Page 36
	14.5 mm (9/16")		
	1.3 mm (3/8")		



Aluminum wardrobe tubes

15 mm (9/16")	Asymmetrical light distribution	> Page 34
---------------	---------------------------------	-----------



Covers and lenses

Lenses	> Page 35
Mounting strips	> Pages 37-38



Aluminum cooling strip

10 mm (3/8")	> Page 35
--------------	-----------



Plastic profiles for recess mounting

1102	5 mm (3/16")	> Page 39
1101	8 mm (5/16")	> Page 39



Diffusers

For profiles for recess mounting 1103-1107	> Page 40
For profiles for recess mounting 2101-2104	
For Loox profiles with 16 mm (5/8") internal dimension	> Page 40







Point light



Task light


Illuminate work spaces with > 500 lx at a distance of 500 mm (19 11/16")

	LED 2032	12 V	Surface mounted	300 x 180 mm (11 13/16" x 7 1/16")	3 W	> Page 41
	LED 2025	12 V	Recess mounted/ surface mounted	Drill hole Ø 58 mm (2 5/16")	3.8 W	> Page 42
	LED 3023	24 V	Surface mounted	Ø 180 mm (7 1/16")	4.8 W	> Page 67
	LED 3025	24 V	Surface mounted	205 x 205 mm (8 1/16" x 8 1/16")	5.8 W	> Page 68



Spotlight with narrow refraction angle


















Highlight objects with > 500 lx at a distance of 500 mm (19 11/16")


	LED 2093	12 V	Recess mounted	Drill hole Ø 35 mm (1 3/8")	1.0 W	> Page 61
---	----------	------	----------------	-----------------------------------	-------	-----------



Ambient light

Stage furnishings with 150–500 lx at a distance of 500 mm (19 11/16")




	LED 2092	12 V	Recess mounted/ surface mounted	Drill hole Ø 58 mm (2 5/16")	3.4 W	> Page 42
	LED 3092	24 V				
	LED 2040	12 V	Recess mounted/ surface mounted	Drill hole Ø 35 mm (1 3/8")	3.4 W	> Page 46
	LED 2090	12 V	Recess mounted/ surface mounted	Drill hole Ø 26 mm (1")	1.2 W	> Page 48
	LED 3090	24 V				
	LED 2047	12 V	Recess mounted/ surface mounted	Drill hole Ø 55 mm (2 3/16")	3.0 W	> Page 50
	LED 3038	24 V				
	LED 2020	12 V	Recess mounted/ surface mounted	Drill hole Ø 55 mm (2 3/16")	3.2 W	> Page 54
	LED 2022	12 V	Recess mounted/ surface mounted	Drill hole Ø 26 mm (1")	1.5 W	> Page 56
	LED 2023	12 V	Recess mounted/ surface mounted	Drill hole Ø 26 mm (1")	1.5 W	> Page 58
	LED 2039	12 V	Recess mounted	Ø 58 mm (2 5/16")	2.5 W	> Page 59
	LED 2050	12 V	Surface mounted	Ø 65 mm (2 9/16")	2.5 W	> Page 69
	LED 3035	24 V				
	LED 2051	12 V	Surface mounted	65 x 65 mm (2 9/16" x 2 9/16")	2.5 W	> Page 70
	LED 3036	24 V				
	LED 2027	12 V	Surface mounted	Drill hole Ø 65 mm (2 9/16")	2.6 W	> Page 62
	LED 3010	24 V	Recess mounted/ surface mounted	Drill hole Ø 60 mm (2 3/8")	3.3 W	> Page 66









Orientation light

Illuminate non-hazardous traffic areas and corridors or storage spaces with <150 lx at a distance of 500 mm (19 11/16")

	LED 2028	12 V	Recess mounted	Drill hole Ø 54 mm (2 1/8")	0.3 W	> Page 60
Multi-functional mirror		DC 12 V				> Page 77
	LED 9004	Battery-operated light	Surface mounted	120 x 65 mm (4 3/4" x 2 9/16")	0.8 W	> Page 78
	LED 9005	Battery-operated light	Drawer light		0.6 W	> Page 79








Flexible surface mounted lights

	LED 2034	12 V	Surface mounted, with charging station		1.5 W	> Page 63
	LED 2018	12 V	Surface mounted		2.0 W	> Page 64
	LED 3018	24 V	Surface mounted		2.8 W	> Page 65
	LED 2037		Wardrobe tube kit			> Page 72
	LED 2029		Light bar, with dimmer switch			> Page 73
	LED 2029		Light bar, with linkable cable			> Page 74
	LED 2037		Drawer light			> Page 75
	LED 2037		Drawer light, with IR sensor	18 x 12.5 mm (3/4" x 1/2")		> Page 76





Multi-white lights

	LED 2091	12 V	Recess mounted/ surface mounted	Drill hole Ø 58 mm (2 5/16")	3.4 W	> Page 44
	LED 3091	24 V				
	LED 2048	12 V	Recess mounted/ surface mounted	Drill hole Ø 26 mm (1")	3.0 W	> Page 52
	LED 3039	24 V				





RGB lights

	LED 2081	12 V	Surface mounted	65 x 65 mm (2 9/16" x 2 9/16")	0.7 W	> Page 71
	LED 3081	24 V				



Dimensional data not binding. Dimensions in mm, inches are approximate. We reserve the right to alter specifications without notice.





Linear light

For universal use in furniture.

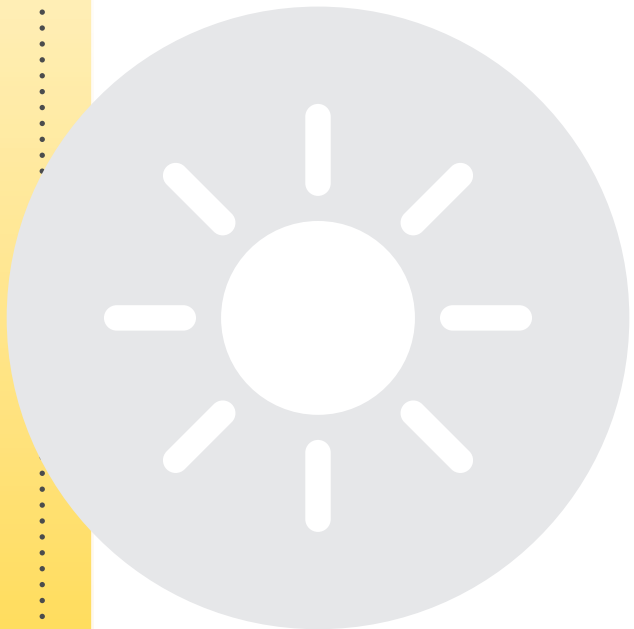


Good reasons.

- > Continuous light line with diffused glow
- > Minimalistic design
- > Virtually invisible, glare-free light source
- > Easy installation

For every situation.

- > Radiant task light for work spaces
- > Discreet ambient light for relaxed living spaces
- > Splash-proof silicone strip lights for bathroom applications
- > Plastic profiles for vertical illumination in storage spaces
- > Aluminum profiles in designer finishes for top-of-the-line design demands



L⁵X5

LED strip lights

Monochrome, 5 mm (3/16")



Häfele Loox5 LED 2060/2061/3040/3041



LED 2060/2061



LED 3040/3041

EXTRA
NARROW
5 mm
(3/16")

Equipped with high-quality Samsung® LEDs

- > Dimmable: Yes
- > Material: Plastic
- > Color: White
- > Width: 5 mm (3/16")
- > Height: 1.3 mm (1/16")
- > Life time L80/B10: >50,000 h
- > Energy efficiency class: A+
- > Degree of protection: IP20
- > Mounting: Self-adhesive
- > Supplied with: 1 roll

Illuminance value in lx applies to 1 m (39 3/8") strip length:

2700 K	3000 K	4000 K	5000 K	120°	
940 lx	970 lx	1000 lx	1030 lx		250 mm (9 13/16")
400 lx	420 lx	430 lx	430 lx		500 mm (19 11/16")
220 lx	235 lx	240 lx	240 lx		750 mm (29 1/2")
135 lx	145 lx	145 lx	145 lx		1000 mm (39 3/8")

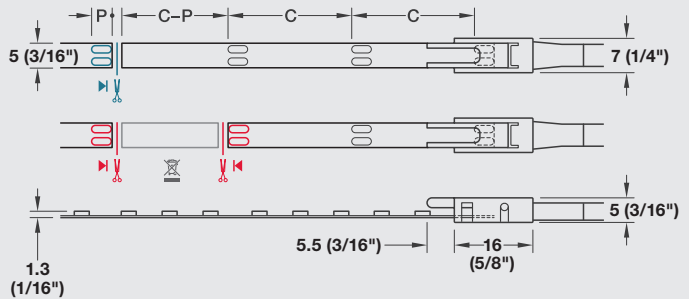
LED 2060/3040

2700 K	3000 K	4000 K	5000 K	120°	
1860 lx	1960 lx	2000 lx	2060 lx		250 mm (9 13/16")
790 lx	850 lx	860 lx	860 lx		500 mm (19 11/16")
440 lx	470 lx	480 lx	480 lx		750 mm (29 1/2")
270 lx	290 lx	290 lx	290 lx		1000 mm (39 3/8")

LED 2061/3041

! Order reference:
Please order lead separately, see page 9.

➔ Aluminum profile recommended from 9.6 W/m,
see pages 22–36.



Cut LED strip light to length
(one contact side remains on the remainder piece; reusable)

Connect LED strip lights
(two contact sides required)

C = section length
P = length of contact surface

5 12V Loox5 12 V driver see page 124

5 24V Loox5 24 V driver see page 125

! **Note**
Loox lights and drivers are "Suitable for use within closet storage spaces"

LED strip lights

Monochrome, 5 mm (3/16")

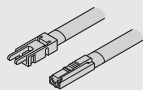


Häfele Loox5 LED 2060 / 2061 / 3040 / 3041

Voltage V	Quantity LEDs/m	Color temperature K	Wattage W/m	Luminous flux lm/m	Luminous efficacy lm/W	Color rendering index CRI		Weighted energy consumpt. kWh/1000 h	Section length C	Length of contact surface P	Max. strip length (visual)	Available length		
						R _a	R ₉					5 m (196 7/8")	15 m (590 9/16")	
5 ^{12V}	LED 2060													
	120		*	*										
			2700	4.8	440	92	>90	>50	5.28	25 (1")	3 (1/8")	4.0 (157 1/2")	833.74.320	833.74.324
			3000	4.8	460	96	>90	>50	5.28	25 (1")	3 (1/8")	4.0 (157 1/2")	833.74.321	833.74.325
			4000	4.8	480	100	>90	>50	5.28	25 (1")	3 (1/8")	4.0 (157 1/2")	833.74.322	833.74.326
		5000	4.8	495	103	>90	>50	5.28	25 (1")	3 (1/8")	4.0 (157 1/2")	833.74.323	833.74.327	
	LED 2061													
	120		2700	9.6	870	91	>90	>50	10.56	25 (1")	3 (1/8")	3.0 (118 1/8")	833.74.328	833.74.332
			3000	9.6	830	97	>90	>50	10.56	25 (1")	3 (1/8")	3.0 (118 1/8")	833.74.329	833.74.333
			4000	9.6	955	99	>90	>50	10.56	25 (1")	3 (1/8")	3.0 (118 1/8")	833.74.330	833.74.334
			5000	9.6	990	103	>90	>50	10.56	25 (1")	3 (1/8")	3.0 (118 1/8")	833.74.331	833.74.335
	5 ^{24V}	LED 3040												
120			2700	4.8	440	92	>90	>50	5.28	50 (2")	3 (1/8")	8.0 (314 15/16")	833.76.300	833.76.304
			3000	4.8	460	96	>90	>50	5.28	50 (2")	3 (1/8")	8.0 (314 15/16")	833.76.301	833.76.305
			4000	4.8	480	100	>90	>50	5.28	50 (2")	3 (1/8")	8.0 (314 15/16")	833.76.302	833.76.306
			5000	4.8	495	103	>90	>50	5.28	50 (2")	3 (1/8")	8.0 (314 15/16")	833.76.303	833.76.307
LED 3041														
120			2700	9.6	870	91	>90	>50	10.56	50 (2")	3 (1/8")	5.5 (216 9/16")	833.76.308	833.76.312
			3000	9.6	930	97	>90	>50	10.56	50 (2")	3 (1/8")	5.5 (216 9/16")	833.76.309	833.76.313
			4000	9.6	955	99	>90	>50	10.56	50 (2")	3 (1/8")	5.5 (216 9/16")	833.76.310	833.76.314
			5000	9.6	990	103	>90	>50	10.56	50 (2")	3 (1/8")	5.5 (216 9/16")	833.76.311	833.76.315



Maximum visual strip length applies for an imperceptible drop in luminous flux of max. 30%.
Maximum wattage-dependent strip length on the driver, see pages 140–141.



> 3.5 A/20 AWG lead for 5 mm (3/16") LED strip light

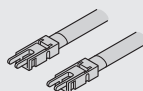
Voltage	Length	Item No.
5 ^{12V}	100 (4")	833.93.740
	2000 (78 3/4")	833.95.705
5 ^{24V}	100 (4")	833.93.741
	2000 (78 3/4")	833.95.711



> 3.5 A Clip connector for 5 mm (3/16") LED strip light

> Supplied with: 10 pcs.

Item No.
833.89.207



> 3.5 A/20 AWG interconnecting lead for 5 mm (3/16") LED strip light

Length	Item No.
50 (2")	833.89.194
500 (19 11/16")	833.89.195
2000 (78 3/4")	833.89.196



> 3.5 A Corner connector, 90° rigid, left or right, for 5 mm (3/16") LED strip light

> Supplied with: 10 pcs.

Item No.
833.89.190

*See page 158 for conversion chart.

LED strip lights

Monochrome, 8 mm (5/16")



Häfele Loox5 LED 2062/2065/2068/3042/3045/3048



LED 2062



LED 2065/2068



LED 3042/3045/3048

Equipped with high-quality Samsung® LEDs

- > Dimmable: Yes
- > Material: Plastic
- > Color: White
- > Width: 8 mm (5/16")
- > Height: 1.3 mm (1/16")
- > Life time L80/B10: >50,000 h
- > Energy efficiency class: A+
- > Degree of protection: IP20
- > Mounting: Self-adhesive
- > Supplied with: 1 roll

Illuminance value in lx applies to 1 m (39 3/8") strip length:

2700 K	3000 K	4000 K	5000 K	120°	
1050 lx	1090 lx	1120 lx	1130 lx		250 mm (9 13/16")
435 lx	455 lx	460 lx	470 lx		500 mm (19 11/16")
240 lx	245 lx	260 lx	260 lx		750 mm (29 1/2")
145 lx	150 lx	155 lx	160 lx		1000 mm (39 3/8")

LED 2062/2065/3042

2700 K	3000 K	4000 K	5000 K	120°	
2145 lx	2250 lx	2300 lx	2300 lx		250 mm (9 13/16")
900 lx	940 lx	950 lx	955 lx		500 mm (19 11/16")
480 lx	505 lx	510 lx	515 lx		750 mm (29 1/2")
300 lx	310 lx	320 lx	320 lx		1000 mm (39 3/8")

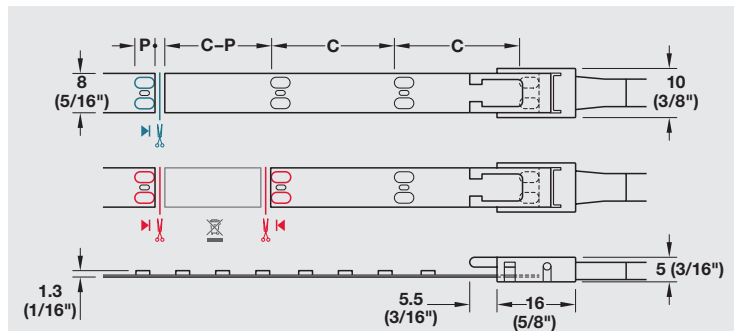
LED 2068/3045

2700 K	3000 K	4000 K	5000 K	120°	
2870 lx	3000 lx	3100 lx	3100 lx		250 mm (9 13/16")
1210 lx	1270 lx	1310 lx	1320 lx		500 mm (19 11/16")
665 lx	695 lx	715 lx	715 lx		750 mm (29 1/2")
415 lx	430 lx	445 lx	450 lx		1000 mm (39 3/8")

LED 3048

! Order reference:
Please order lead separately, see page 11.

➔ Aluminum profile recommended from 9.6 W/m,
see pages 22–36.



- Cut LED strip light to length
(one contact side remains on the remainder piece; reusable)
- Connect LED strip lights
(two contact sides required)

C = section length
P = length of contact surface

5 12V Loox5 12 V driver see page 124

5 24V Loox5 24 V driver see page 125

! **Note**
Loox lights and drivers are "Suitable for use within closet storage spaces"

LED strip lights

Monochrome, 8 mm (5/16")

HÄFELE

ILLUMINATING

EXTENDING

SWITCHING

NETWORKING

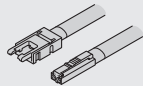
DISTRIBUTING

SUPPLYING



Häfele Loox5 LED 2062 / 2065 / 2068 / 3042 / 3045 / 3048

Voltage V	Quantity LEDs/m	Color temperature K	Wattage W/m	Luminous flux lm/m	Luminous efficacy lm/W	Color rendering index CRI		Weighted energy consumpt. kWh/ 1000 h	Section length C	Length of contact surface P	Max. strip length (visual)	Available length			
						R _a	R ₉					5 m (196 7/8")	50 m (1968 1/2")		
5 12V	LED 2062														
	60	2700	4.8	440	92	>90	>50	5.28	50 (2")	4 (3/16")	6.0 (236 1/4")	833.74.336	833.74.340		
		3000	4.8	465	97	>90	>50	5.28	50 (2")	4 (3/16")	6.0 (236 1/4")	833.74.337	833.74.341		
		4000	4.8	490	102	>90	>50	5.28	50 (2")	4 (3/16")	6.0 (236 1/4")	833.74.338	833.74.342		
		5000	4.8	495	103	>90	>50	5.28	50 (2")	4 (3/16")	6.0 (236 1/4")	833.74.339	833.74.343		
	LED 2065														
	120	2700	4.8	440	92	>90	>50	5.28	25 (1")	4 (3/16")	6.0 (236 1/4")	833.74.354	833.74.358		
		3000	4.8	465	97	>90	>50	5.28	25 (1")	4 (3/16")	6.0 (236 1/4")	833.74.355	833.74.359		
		4000	4.8	490	102	>90	>50	5.28	25 (1")	4 (3/16")	6.0 (236 1/4")	833.74.356	833.74.360		
		5000	4.8	495	103	>90	>50	5.28	25 (1")	4 (3/16")	6.0 (236 1/4")	833.74.357	833.74.361		
	LED 2068														
	120	2700	9.6	920	96	>90	>50	10.56	25 (1")	4 (3/16")	4.0 (157 1/2")	833.74.362	833.74.366		
		3000	9.6	970	101	>90	>50	10.56	25 (1")	4 (3/16")	4.0 (157 1/2")	833.74.363	833.74.367		
		4000	9.6	1000	104	>90	>50	10.56	25 (1")	4 (3/16")	4.0 (157 1/2")	833.74.364	833.74.368		
		5000	9.6	1040	108	>90	>50	10.56	25 (1")	4 (3/16")	4.0 (157 1/2")	833.74.365	833.74.369		
	5 24V	LED 3042													
		120	2700	4.8	440	92	>90	>50	5.28	50 (2")	4 (3/16")	12.0 (472 7/16")	833.76.316	833.76.320	
			3000	4.8	465	97	>90	>50	5.28	50 (2")	4 (3/16")	12.0 (472 7/16")	833.76.317	833.76.321	
			4000	4.8	490	102	>90	>50	5.28	50 (2")	4 (3/16")	12.0 (472 7/16")	833.76.318	833.76.322	
			5000	4.8	495	103	>90	>50	5.28	50 (2")	4 (3/16")	12.0 (472 7/16")	833.76.319	833.76.323	
LED 3045															
120		2700	9.6	920	96	>90	>50	10.56	50 (2")	4 (3/16")	8.0 (314 15/16")	833.76.334	833.76.338		
		3000	9.6	970	101	>90	>50	10.56	50 (2")	4 (3/16")	8.0 (314 15/16")	833.76.335	833.76.339		
		4000	9.6	1000	104	>90	>50	10.56	50 (2")	4 (3/16")	8.0 (314 15/16")	833.76.336	833.76.340		
		5000	9.6	1040	108	>90	>50	10.56	50 (2")	4 (3/16")	8.0 (314 15/16")	833.76.337	833.76.341		
LED 3048															
120		2700	14.4	1270	88	>90	>50	15.84	50 (2")	4 (3/16")	6.2 (244 1/8")	833.76.352	833.76.356		
		3000	14.4	1305	91	>90	>50	15.84	50 (2")	4 (3/16")	6.2 (244 1/8")	833.76.353	833.76.357		
		4000	14.4	1340	93	>90	>50	15.84	50 (2")	4 (3/16")	6.2 (244 1/8")	833.76.354	833.76.358		
		5000	14.4	1430	99	>90	>50	15.84	50 (2")	4 (3/16")	6.2 (244 1/8")	833.76.355	833.76.359		



> 5 A/18 AWG lead
for 8 mm (5/16") LED strip light

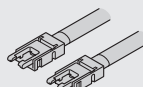
Voltage	Length	Item No.
5 12V	100 (4")	833.93.736
	500 (19 11/16")	833.95.701
	2000 (78 3/4")	833.95.700
5 24V	100 (4")	833.75.743
	500 (19 11/16")	833.95.707
	2000 (78 3/4")	833.95.706



> 5 A Clip connector
for 8 mm (5/16") LED strip light

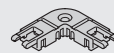
> Supplied with: 10 pcs.

Item No.
833.89.206



> 5 A/18 AWG interconnecting lead
for 8 mm (5/16") LED strip light

Length	Item No.
50 (2")	833.89.191
500 (19 11/16")	833.89.192
2000 (78 3/4")	833.89.193



> 5 A Corner connector, 90° rigid,
left or right, for 8 mm (5/16") LED strip light

> Supplied with: 10 pcs.

Item No.
833.89.187

Dimensional data not binding. Dimensions in mm, inches are approximate. We reserve the right to alter specifications without notice.

*See page 158 for conversion chart.

Illuminating / 11

LOOX5

LED strip lights

Monochrome, constant current, 8 mm (5/16")



Häfele Loox5 LED 2077/3050/3051/3052



LED 2077



LED 3050/3051/3052

Illuminance value in lx applies to 1 m (39 3/8") strip length:

2700 K	3000 K	4000 K	5000 K	120°	
1775 lx	1850 lx	1950 lx	1950 lx		250 mm (9 13/16")
760 lx	790 lx	830 lx	830 lx		500 mm (19 11/16")
425 lx	440 lx	465 lx	465 lx		750 mm (29 1/2")
265 lx	270 lx	285 lx	285 lx		1000 mm (39 3/8")

LED 2077

2700 K	3000 K	4000 K	5000 K	120°	
2050 lx	2150 lx	2205 lx	2340 lx		250 mm (9 13/16")
890 lx	930 lx	990 lx	1010 lx		500 mm (19 11/16")
490 lx	520 lx	545 lx	550 lx		750 mm (29 1/2")
305 lx	325 lx	335 lx	340 lx		1000 mm (39 3/8")

LED 3050

2700 K	3000 K	4000 K	5000 K	120°	
3150 lx	3170 lx	3190 lx	3200 lx		250 mm (9 13/16")
1365 lx	1385 lx	1390 lx	1400 lx		500 mm (19 11/16")
760 lx	770 lx	770 lx	770 lx		750 mm (29 1/2")
470 lx	480 lx	480 lx	480 lx		1000 mm (39 3/8")

LED 3051

2700 K	3000 K	4000 K	5000 K	120°	
4070 lx	4160 lx	4220 lx	4260 lx		250 mm (9 13/16")
1750 lx	1780 lx	1800 lx	1840 lx		500 mm (19 11/16")
970 lx	990 lx	1000 lx	1020 lx		750 mm (29 1/2")
600 lx	620 lx	625 lx	630 lx		1000 mm (39 3/8")

LED 3052

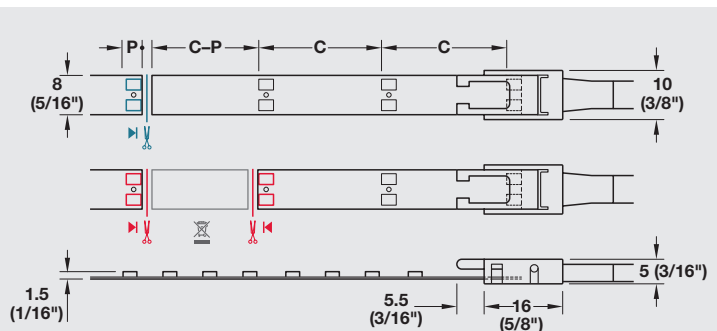
Constant current technology

- > Achieves uniform brightness over the entire strip light length
- > Increased life time, higher visual strip length, higher luminous efficacy
- > **Equipped with high-quality Samsung® LEDs**

- > Dimmable: Yes
- > Material: Plastic
- > Color: White
- > Width: 8 mm (5/16")
- > Height: 1.5 mm (1/16")
- > Life time L80/B10: >70,000 h
- > Energy efficiency class: A+
- > Degree of protection: IP20
- > Mounting: Self-adhesive
- > Supplied with: 1 roll

! Order reference:
Please order lead separately, see page 13.

➔ Aluminum profile recommended from 9.6 W/m, see pages 22–36.



- Cut LED strip light to length (one contact side remains on the remainder piece; reusable)
- Connect LED strip lights (two contact sides required)

C = section length
P = length of contact surface

5 12V Loox5 12 V driver see page 124

5 24V Loox5 24 V driver see page 125

! **Note**
Loox lights and drivers are "Suitable for use within closet storage spaces"

LED strip lights

Monochrome, constant current, 8 mm (5/16")

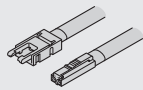


Häfele Loox5 LED 2077 / 3050 / 3051 / 3052

Voltage V	Quantity LEDs/m	Color temperature K	Wattage W/m	Luminous flux lm/m	Luminous efficacy lm/W	Color rendering index CRI		Weighted energy consumpt. kWh/1000 h	Section length C	Length of contact surface P	Max. strip length (visual)	Available length	
						R _a	R ₉					5 m (196 7/8")	50 m (1968 1/2")
5^{12V}	LED 2077												
			*	*									
	120	2700	9.6	810	84	>90	>50	10.56	25 (1")	4 (3/16")	6.2 (244 1/8")	833.74.372	833.74.376
		3000	9.6	860	90	>90	>50	10.56	25 (1")	4 (3/16")	6.2 (244 1/8")	833.74.373	833.74.377
		4000	9.6	900	94	>90	>50	10.56	25 (1")	4 (3/16")	6.2 (244 1/8")	833.74.374	833.74.378
5000		9.6	905	94	>90	>50	10.56	25 (1")	4 (3/16")	6.2 (244 1/8")	833.74.375	833.74.379	
5^{24V}	LED 3050												
	140	2700	9.6	945	98	>90	>50	10.56	50 (2")	3 (1/8")	9.0 (354 5/16")	833.76.362	833.76.366
		3000	9.6	1030	107	>90	>50	10.56	50 (2")	3 (1/8")	9.0 (354 5/16")	833.76.363	833.76.367
		4000	9.6	1060	110	>90	>50	10.56	50 (2")	3 (1/8")	9.0 (354 5/16")	833.76.364	833.76.368
		5000	9.6	1080	113	>90	>50	10.56	50 (2")	3 (1/8")	9.0 (354 5/16")	833.76.365	833.76.369
	LED 3051												
	140	2700	14.4	1430	99	>90	>50	15.84	50 (2")	3 (1/8")	6.2 (244 1/8")	833.76.370	833.76.374
		3000	14.4	1520	106	>90	>50	15.84	50 (2")	3 (1/8")	6.2 (244 1/8")	833.76.371	833.76.375
		4000	14.4	1605	111	>90	>50	15.84	50 (2")	3 (1/8")	6.2 (244 1/8")	833.76.372	833.76.376
		5000	14.4	1650	115	>90	>50	15.84	50 (2")	3 (1/8")	6.2 (244 1/8")	833.76.373	833.76.377
	LED 3052												
	140	2700	19.2	1850	96	>90	>50	21.12	50 (2")	3 (1/8")	4.6 (181 1/8")	833.76.378	833.76.382
		3000	19.2	2015	105	>90	>50	21.12	50 (2")	3 (1/8")	4.6 (181 1/8")	833.76.379	833.76.383
		4000	19.2	2050	107	>90	>50	21.12	50 (2")	3 (1/8")	4.6 (181 1/8")	833.76.380	833.76.384
		5000	19.2	2100	109	>90	>50	21.12	50 (2")	3 (1/8")	4.6 (181 1/8")	833.76.381	833.76.385



The maximum visual strip length for Loox5 constant current strips is the length without drop in luminous flux. Maximum wattage-dependent strip length on the driver, see pages 142–143.



> 5 A/18 AWG lead for 8 mm (5/16") LED strip light

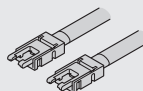
Voltage	Length	Item No.
5^{12V}	100 (4")	833.93.736
	500 (19 11/16")	833.95.701
	2000 (78 3/4")	833.95.700
5^{24V}	100 (4")	833.75.743
	500 (19 11/16")	833.95.707
	2000 (78 3/4")	833.95.706



> 5 A Clip connector for 8 mm (5/16") LED strip light

> Supplied with: 10 pcs.

Item No.
833.89.206



> 5 A/18 AWG interconnecting lead for 8 mm (5/16") LED strip light

Length	Item No.
50 (2")	833.89.191
500 (19 11/16")	833.89.192
2000 (78 3/4")	833.89.193



> 5 A Corner connector, 90° rigid, left or right, for 8 mm (5/16") LED strip light

> Supplied with: 10 pcs.

Item No.
833.89.187

*See page 158 for conversion chart.

LED silicone strip lights

Monochrome, 8 mm (5/16")



Häfele Loox5 LED 2063/3043/3046



LED 2063



LED 3043/3046

Equipped with high-quality Samsung® LEDs

- > Dimmable: Yes
- > Material: Plastic
- > Color: White
- > Width: Strip: 8 mm (5/16")
Silicone sleeve: 10 mm (3/8")
- > Height: Strip: 1.3 mm (1/16")
Silicone sleeve: 4.8 mm (3/16")
- > Life time L80/B10: >50,000 h
- > Energy efficiency class: A+
- > Degree of protection: IP44 / IP20 optional
- > Mounting: Self-adhesive
- > Supplied with: 1 roll

Illuminance value in lx applies to 1 m (39 3/8") strip length:

2700 K	3000 K	4000 K	5000 K	120°	
920 lx	960 lx	975 lx	1010 lx		250 mm (9 13/16")
390 lx	410 lx	415 lx	425 lx		500 mm (19 11/16")
215 lx	225 lx	230 lx	235 lx		750 mm (29 1/2")
135 lx	140 lx	145 lx	145 lx		1000 mm (39 3/8")

LED 2063 /3043

2700 K	3000 K	4000 K	5000 K	120°	
1855 lx	1895 lx	1960 lx	2020 lx		250 mm (9 13/16")
790 lx	805 lx	840 lx	860 lx		500 mm (19 11/16")
435 lx	445 lx	465 lx	475 lx		750 mm (29 1/2")
270 lx	275 lx	290 lx	295 lx		1000 mm (39 3/8")

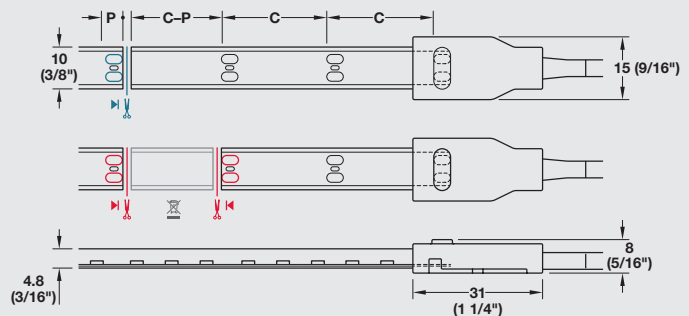
LED 3046

Note
Loox lights and drivers are "Suitable for use within closet storage spaces"

Minimal color deviations due to silicone sleeve:

Color temperature of the LED	Color deviation
2700 K	-30 K
3000 K	-40 K
4000 K	-50 K
5000 K	-80 K

! Order reference:
Please order lead separately, see page 15.



- Cut LED strip light to length
(one contact side remains on the remainder piece; reusable)
- Connect LED strip lights
(two contact sides required)

C = section length
P = length of contact surface

! **Note**
Dimensions apply to 3060, 3061 on page 17.

5 12V Loox5 12 V driver see page 124

5 24V Loox5 24 V driver see page 125

LED silicone strip lights

Monochrome, 8 mm (5/16")

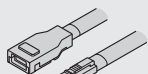
Häfele Loox5 LED 2063 / 3043 / 3046

Voltage V	Quantity LEDs/m	Color temperature K	Wattage W/m	Luminous flux lm/m	Luminous efficacy lm/W	Color rendering index CRI		Weighted energy consumpt. kWh/1000 h	Section length C	Length of contact surface P	Max. strip length (visual)	Available length	
						R _a	R ₉					5 m (196 7/8")	15 m (590 9/16")
5 12V	LED 2063		*	*									
	60	2700	4.8	415	86	>90	>50	5.28	50 (2")	4 (3/16")	6.0 (236 1/4")	833.74.344	833.74.348
		3000	4.8	440	92	>90	>50	5.28	50 (2")	4 (3/16")	6.0 (236 1/4")	833.74.345	833.74.349
		4000	4.8	455	95	>90	>50	5.28	50 (2")	4 (3/16")	6.0 (236 1/4")	833.74.346	833.74.350
		5000	4.8	460	96	>90	>50	5.28	50 (2")	4 (3/16")	6.0 (236 1/4")	833.74.347	833.74.351
5 24V	LED 3043												
	120	2700	4.8	415	86	>90	>50	5.28	50 (2")	4 (3/16")	12.0 (472 7/16")	833.76.324	833.76.328
		3000	4.8	440	92	>90	>50	5.28	50 (2")	4 (3/16")	12.0 (472 7/16")	833.76.325	833.76.329
		4000	4.8	455	95	>90	>50	5.28	50 (2")	4 (3/16")	12.0 (472 7/16")	833.76.326	833.76.330
		5000	4.8	460	96	>90	>50	5.28	50 (2")	4 (3/16")	12.0 (472 7/16")	833.76.327	833.76.331
	LED 3046												
	120	2700	9.6	820	85	>90	>50	10.56	50 (2")	4 (3/16")	8.0 (314 15/16")	833.76.342	833.76.346
		3000	9.6	870	91	>90	>50	10.56	50 (2")	4 (3/16")	8.0 (314 15/16")	833.76.343	833.76.347
		4000	9.6	900	94	>90	>50	10.56	50 (2")	4 (3/16")	8.0 (314 15/16")	833.76.344	833.76.348
		5000	9.6	930	97	>90	>50	10.56	50 (2")	4 (3/16")	8.0 (314 15/16")	833.76.345	833.76.349

! Maximum visual strip length applies for an imperceptible drop in luminous flux of max. 30%.
Maximum wattage-dependent strip length on the driver, see pages 140–143.



Degree of protection IP44



> 5 A/18 AWG lead for 8 mm (5/16") LED silicone strip light

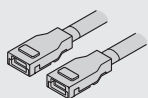
Voltage	Length	Item No.
5 12V	2000 (78 3/4")	833.95.703
5 24V	2000 (78 3/4")	833.95.709



> End cap set with adhesive for 8 mm (5/16") LED silicone strip light
> For sealing the shortened silicone sleeve; achieves degree of protection IP44

Item No.
833.89.184

Supplied with
5 pcs. with 5 ml adhesive



> 5 A/18 AWG interconnecting lead for 8 mm (5/16") LED silicone strip light

Length	Item No.
50 (2")	833.89.203
500 (19 11/16")	833.89.204
2000 (78 3/4")	833.89.205



> Silicone stripping tool

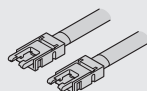
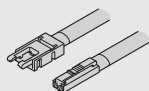
Item No.
006.13.485

Note
Please order separately



Degree of protection IP20

If necessary, you can realize an IP20 version using leads, interconnecting leads and clip connectors for 8 mm (5/16") monochrome LED strip lights, see accessories page 11.



*See page 158 for conversion chart.

LOOX5

LED strip lights

Multi-white, 8 mm (5/16")



Häfele Loox5 LED 2064/2070/3044/3047/3049 / 3060 / 3061



LED 2064



LED 2070



LED 3044/3047/3049

Illuminance value in lx applies to 1000 mm (39 3/8") strip length:

2700 K		5000 K		120°	
1025 lx	1075 lx			250 mm	(9 13/16")
425 lx	445 lx			500 mm	(19 11/16")
230 lx	245 lx			750 mm	(29 1/2")
145 lx	150 lx			1000 mm	(39 3/8")

LED 2064/3044 / 3060 silicone

2700 K		5000 K		120°	
1865 lx	2045 lx			250 mm	(9 13/16")
785 lx	865 lx			500 mm	(19 11/16")
430 lx	475 lx			750 mm	(29 1/2")
270 lx	295 lx			1000 mm	(39 3/8")

LED 2070/3047 / 3061 silicone

2700 K		5000 K		120°	
2780 lx	2800 lx			250 mm	(9 13/16")
1180 lx	1200 lx			500 mm	(19 11/16")
650 lx	660 lx			750 mm	(29 1/2")
405 lx	415 lx			1000 mm	(39 3/8")

LED 3049

Note
Loox lights and drivers are "Suitable for use within closet storage spaces"

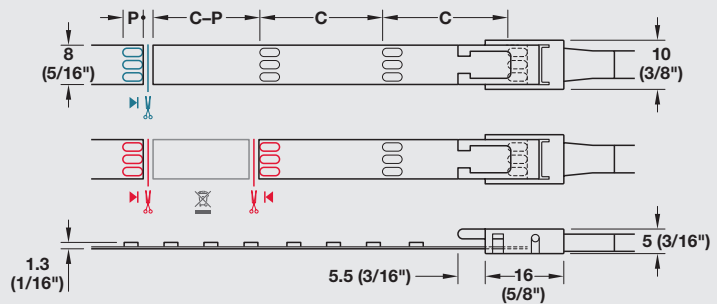
Optimized light mixture

- > Cool white and warm white LEDs in the smallest of spaces
- > Optimal light mixture without flickering

- > Dimmable: Yes
- > Material: Plastic
- > Color: White
- > Width: 8 mm (5/16")
- > Height: 1.3 mm (1/16")
- > Life time L80/B10: >50,000 h
- > Energy efficiency class: A+
- > Degree of protection: IP20
- > Mounting: Self-adhesive
- > Supplied with: 1 roll

! Order reference:
Please order lead separately, see page 17.

➔ Aluminum profile recommended from 9.6 W/m, see pages 22–36.



- Cut LED strip light to length (one contact side remains on the remainder piece; reusable)
- Connect LED strip lights (two contact sides required)

C = section length
P = length of contact surface

! **Note**
Refer to page 14 for dimensions and drawing details related to LED 3060 and LED 3061

5 12V Loox5 12 V driver see page 124

5 24V Loox5 24 V driver see page 125

Color control only via 6-way distributor Häfele Connect Mesh with multi-white adapter and remote control or smartphone. Please order separately, see Networking, page 95.

LED strip lights

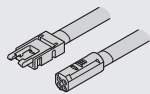
Multi-white, 8 mm (5/16")



Häfele Loox5 LED 2064 / 2070 / 3044 / 3047 / 3049 / 3060 / 3061

Voltage V	Quantity LEDs/m	Color temperature K	Wattage W/m	Luminous flux lm/m	Luminous efficacy lm/W	Color rendering index CRI		Weighted energy consumpt. kWh/1000 h	Section length C	Length of contact surface P	Max. strip length (visual)	Available length		
						R _a	R ₉					5 m (196 7/8")	15 m (590 9/16")	50 m (1968 1/2")
5 12V	LED 2064			*	*									
	2 x 60	2700 5000	4.8	425 465	89 97	>90	>50	5.28	50 (2")	4 (3/16")	4.5 (177 3/16")	833.74.352	-	833.74.353
	LED 2070													
	2 x 120	2700 5000	9.6	825 930	86 97	>90	>50	10.56	25 (1")	3.5 (1/8")	3.5 (137 13/16")	833.74.370	-	833.74.371
	LED 3044													
	2 x 120	2700 5000	4.8	425 465	89 97	>90	>50	5.28	50 (2")	3.5 (1/8")	8.5 (334 5/8")	833.76.332	-	833.76.333
LED 3047														
2 x 120	2700 5000	9.6	825 930	86 97	>90	>50	10.56	50 (2")	3.5 (1/8")	6.5 (255 7/8")	833.76.350	-	833.76.351	
LED 3049														
2 x 120	2700 5000	14.4	1230 1370	85 95	>90	>50	15.84	50 (2")	3.5 (1/8")	5.0 (196 7/8")	833.76.360	-	833.76.361	
LED 3060 Silicone														
2 x 120	2700 5000	4.8	425 465	89 97	>90	>50	5.28	50 (2")	3.5 (1/8")	8.5 (334 5/8")	833.76.387	833.76.388	-	
LED 3061 Silicone														
2 x 120	2700 5000	9.6	825 930	86 97	>90	>50	10.56	50 (2")	3.5 (1/8")	6.5 (255 7/8")	833.76.389	833.76.390	-	

! Maximum visual strip length applies for an imperceptible drop in luminous flux of max. 30%.
Maximum wattage-dependent strip length on the driver, see pages 144–145.



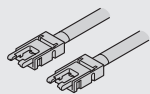
- > 3.5 A/20 AWG lead, for 8 mm (5/16") multi-white LED strip light
- > For silicone multi-white strip lights, use 833.95.708 or 833.93.743



- > 3.5 A Clip connector, for 8 mm (5/16") multi-white LED strip light
- > Supplied with: 10 pcs.

Voltage	Length	Item No.
5 12V	100 (4")	833.93.742
	2000 (78 3/4")	833.95.702
5 24V	100 (4")	833.93.743
	2000 (78 3/4")	833.95.708

Item No.
833.89.208



- > 3.5 A/20 AWG interconnecting lead, for 8 mm (5/16") multi-white LED strip light



- > 3.5 A Corner connector, 90° rigid, left or right, for 8 mm (5/16") multi-white LED strip light

Length	Item No.
50 (2")	833.89.197
500 (19 11/16")	833.89.198
2000 (78 3/4")	833.89.199

Item No.
833.89.188

*See page 158 for conversion chart.

LED strip lights

RGB, 10 mm (3/8")



Häfele Loox5 LED 2080/3080

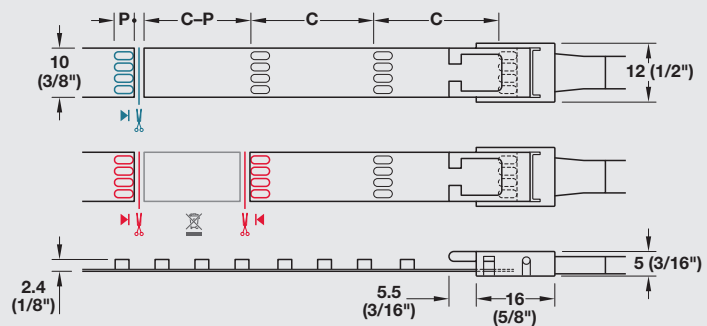


LED 2080/3080

> Dimmable:	Yes
> Material:	Plastic
> Color:	White
> Width:	10 mm (3/8")
> Height:	2.4 mm (1/8")
> Energy efficiency class:	A+
> Degree of protection:	IP20
> Mounting:	Self-adhesive
> Supplied with:	1 roll

! Order reference:
Please order lead separately, see page 19

➔ Aluminum profile recommended from 9.6 W/m, see page 22.



- Cut LED strip light to length
(one contact side remains on the remainder piece; reusable)
- Connect LED strip lights
(two contact sides required)

C = section length
P = length of contact surface

5 12 V Loox5 12 V driver see page 124

5 24 V Loox5 24 V driver see page 125

⚙️ Color control only via 6-way distributor Häfele Connect Mesh with RGB adapter and remote control or smartphone. Please order separately, see Networking, page 95.

! **Note**
Loox lights and drivers are "Suitable for use within closet storage spaces"

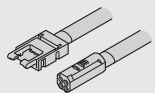
LED strip lights

RGB, 10 mm (3/8")

Häfele Loox5 LED 2080 / 3080

Voltage	Number of LEDs/m	Color temperature	Wattage	Luminous flux	Luminous efficacy	Weighted energy consumpt.	Section length C	Length of contact surface P	Max. strip length (visual)	Delivery length
V	LEDs/m	K	W/m	lm/m	lm/W	kWh/1000 h				5 m (196 7/8")
5 ^{12V}	LED 2080		*	*						
	120	RGB	9.6	530	51	10.78	25 (1")	3.8 (1/8")	3.0 (118 1/8")	833.74.380
5 ^{24V}	LED 3080									
	120	RGB	9.6	530	51	10.78	50 (2")	3.8 (1/8")	6.5 (255 7/8")	833.76.386

! Maximum visual strip length applies for an imperceptible drop in luminous flux of max. 30%.
Maximum wattage-dependent strip length on the driver, see pages 144–145.



> 3.5 A/20 AWG lead, for 10 mm (3/8") LED RGB strip light

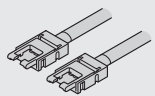
Voltage	Length	Item No.
5 ^{12V}	100 (4")	833.93.713
	2000 (78 3/4")	833.95.704
5 ^{24V}	100 (4")	833.75.749
	2000 (78 3/4")	833.95.710



> 3.5 A Clip connector, for 10 mm (3/8") LED RGB strip light

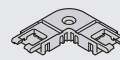
> Supplied with: 10 pcs.

Item No.
833.89.209



> 3.5 A/20 AWG interconnecting lead, for 10 mm (3/8") LED RGB strip light

Length	Item No.
50 (2")	833.89.200
500 (19 11/16")	833.89.201
2000 (78 3/4")	833.89.202



> 3.5 A Corner connector, 90° rigid, left or right, for 10 mm (3/8") LED RGB strip light

> Supplied with: 10 pcs.

Item No.
833.89.189


*See page 158 for conversion chart.

LED Strip lights

SINGLE COLOR FLEXIBLE STRIP LIGHT, 8 mm (5/16")



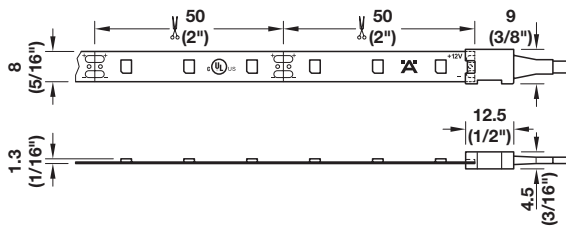
Häfele Loox5 LED 2042



IP20



LED 2042



blue	purple	orange		
red	green	yellow		
1700 lx	1700 lx	1700 lx	120°	250 mm (9 13/16")
525 lx	525 lx	525 lx		500 mm (19 11/16")
165 lx	165 lx	165 lx		750 mm (29 1/2")
95 lx	95 lx	95 lx		1000 mm (39 3/8")

- > Material: Plastic
- > Color: White
- > Dimmable: Yes
- > Width: 8 mm (5/16")
- > Height: 1.3 mm (1/16")
- > Life time: 20,000 h
- > Energy efficiency class: A+
- > Degree of protection: IP20
- > Max. watts/lead: 42 W
- > Mounting: Self-adhesive with aluminum profile or cooling strip

! Order reference
Consider the width of clip connector when choosing an aluminum profile (see drawing).

➔ Aluminum profile recommended from 9.6 W/m, see pages 22–36.

5 12V Loox5 12 V driver see page 124

! **Note**
The values above apply to a strip light length of 0.5 m (19 11/16").
Loox lights and drivers are "Suitable for use within closet storage spaces"

LED Strip Lights

SINGLE COLOR FLEXIBLE STRIP LIGHT, 8 mm (5/16")

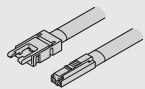
Häfele Loox5 LED 2042

Voltage	Quantity	Color temperature	Wattage	Weighted energy consumpt.	Section length	Available length	Item No.
V	LEDs/m		W/m	kWh/1000 h			
5 12V	60	LED 2042	*				
		blue	4.8	5.28	50 (2")	15 m (590 9/16")	833.74.190
		red	4.8	5.28	50 (2")	15 m (590 9/16")	833.74.191
		purple	4.8	5.28	50 (2")	15 m (590 9/16")	833.74.192
		green	4.8	5.28	50 (2")	15 m (590 9/16")	833.74.193
		orange	4.8	5.28	50 (2")	15 m (590 9/16")	833.74.194
		yellow	4.8	5.28	50 (2")	15 m (590 9/16")	833.74.195



Note

Loox lights and drivers are "Suitable for use within closet storage spaces"



> 5 A/18 AWG lead for 8 mm (5/16") LED strip light

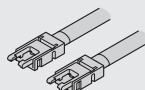
Voltage	Length	Item No.
5 12V	100 (4")	833.93.736
	500 (19 11/16")	833.95.701
	2000 (78 3/4")	833.95.700



> 5 A Clip connector for 8 mm (5/16") LED strip light

> Supplied with: 10 pcs.

Item No.
833.89.206



> 5 A/18 AWG interconnecting lead for 8 mm (5/16") LED strip light

Length	Item No.
50 (2")	833.89.191
500 (19 11/16")	833.89.192
2000 (78 3/4")	833.89.193



> 5 A Corner connector, 90° rigid, left or right, for 8 mm (5/16") LED strip light

> Supplied with: 10 pcs.

Item No.
833.89.187

*See page 158 for conversion chart.

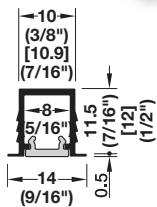

Profiles for recess mounting

Aluminum

Häfele Loox5 profile 1104/1103



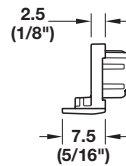
Profile 1104



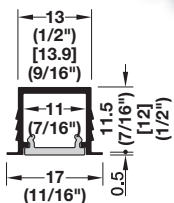

[Routing dimensions]



End caps



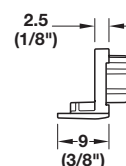
Profile 1103



[Routing dimensions]



End caps



- > Material: Profile: Aluminum
Diffuser: Plastic
- > Finish/Color: Profile: Anodized; Diffuser: White opal, transmittance 70–80%
- > Length: 2500 mm (98 7/16")
- > Diffuser width: Profile 1104: 8 mm (5/16")
Profile 1103: 11 mm (7/16")
- > Supplied with: 1 profile
1 diffuser

Finish	1104	1103
Black	833.94.103	833.94.101
Silver colored	833.94.102	833.94.100



Note

Profile 1104 is usable for LED strip lights up to max. 5 mm (3/16") width.
Routing dimensions are for reference only. Furniture construction may affect dimensions.



End caps for Häfele Loox5 profile 1104/1103

- > Material: Plastic
- > Version: With cable outlet
- > Supplied with: 10 pcs.

Color	1104	1103
Black	833.95.769	833.95.767
Silver colored	833.95.768	833.95.766



Diffusers

The diffuser creates a uniform light.
The LED points are invisible from 120 LEDs/m.
If required, please order alternative diffusers in black or transparent separately.

➔ Diffusers see page 40

Profiles for recess mounting

Aluminum

ILLUMINATING



EXTENDING



SWITCHING



NETWORKING




DISTRIBUTING



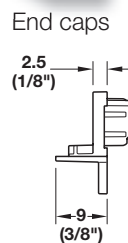
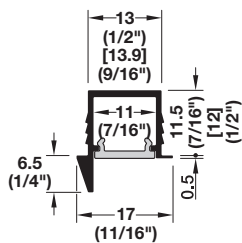

SUPPLYING



Häfele Loox5 profile 1105 - asymmetric light distribution



Profile 1105



[Routing dimensions]

Anti-glare shield

Asymmetric light distribution allows for a glare-free light source.

- > Material: Profile: Aluminum
Diffuser: Plastic
- > Finish/Color: Profile: Anodized; Diffuser: White opal, transmittance 70–80%
- > Length: 2500 mm (98 7/16")
- > Diffuser width: 11 mm (7/16")
- > Supplied with: 1 profile
1 diffuser

Finish	Item No.
Black	833.94.105
Silver colored	833.94.104

End caps for Häfele Loox5 profile 1105

- > Material: Plastic
- > Version: With cable outlet
- > Supplied with: 10 pcs.

Color	Item No.
Black	833.95.771
Silver colored	833.95.770

Diffusers
The diffuser creates a uniform light.
The LED points are invisible from 120 LEDs/m.
If required, please order alternative diffusers in black or transparent separately.

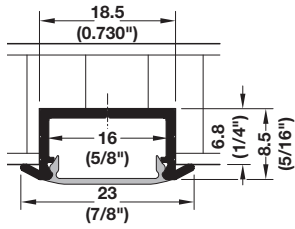
➔ Diffusers see page 40

Note
Routing dimensions are for reference only. Furniture construction may affect dimensions.

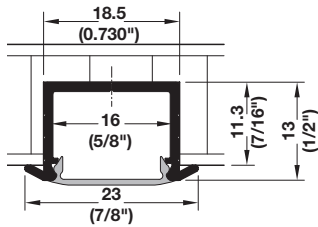

Profiles for recess mounting

Aluminum

Häfele Loox profile - for recess mounting



End cap



End cap

- > Material: Aluminum
- > Finish: Silver colored anodized
- > L x W: 2500 x 18 mm (98 7/16" x 11/16")
- > Height: 8.5 mm (5/16")
- > Supplied with: 1 profile, 1 diffuser

Cover	Item No.
Milk	833.72.864
Frosted	833.72.865

! LED points are always visible when this profile is used

+ End cap with cable outlet for 833.72.864 and 833.72.865

- > Material/Finish: Plastic, silver colored
- > Supplied with: 2 pcs.

Item No.
833.72.855

➔ Switch for aluminum profiles 16 mm (5/8") see page 88.
Diffusers see page 40

- > Material: Aluminum
- > Finish: Silver colored anodized
- > L x W: 2500 x 18 mm (98 7/16" x 11/16")
- > Height: 13 mm (1/2")
- > Supplied with: 1 profile, 1 diffuser

Cover	Item No.
Milk	833.72.866
Frosted	833.72.867

+ End cap with cable outlet for 833.72.866 and 833.72.867

- > Material/Finish: Plastic, silver colored
- > Supplied with: 2 pcs.

Item No.
833.72.854

➔ Switches for aluminum profiles 16 mm (5/8") see page 88.
Diffusers see page 40

Profiles for recess mounting

Aluminum

ILLUMINATING

EXTENDING


SWITCHING

NETWORKING


DISTRIBUTING

SUPPLYING

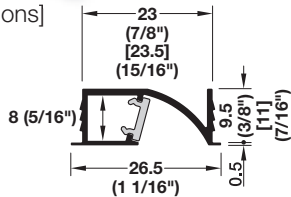
Häfele Loox5 profile 1107/1106 - asymmetric light distribution




Profile 1107



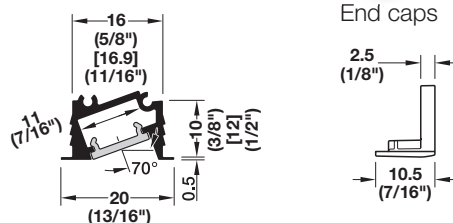
[Routing dimensions]



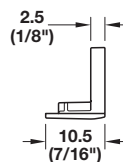
Profile 1106



[Routing dimensions]



End caps



- > Material: Profile: Aluminum
Diffuser: Plastic
- > Finish/Color: Profile: Anodized; Diffuser: White opal, transmittance 70–80%
- > Length: 2500 mm (98 7/16")
- > Diffuser width: Profile 1107: 8 mm (5/16")
Profile 1106: 11 mm (7/16")
- > Supplied with: 1 profile, 1 diffuser

Finish	Profile 1107	Profile 1106
Black	833.94.109	833.94.107
Silver colored	833.94.108	833.94.106

- ! Profile 1106 is usable for LED strip lights up to max. 5 mm (3/16") width with clip.
Profile 1107 is usable for LED strip lights up to max. 5 mm (3/16") width.
Glare-free light, ideal for vertical installation in wardrobes.

End caps for Häfele Loox5 profile 1106

- > Material: Plastic
- > Version: With cable outlet
- > Mounting: For screw fixing
- > Supplied with: 10 pcs. with screws

Color	Item No.
Black	833.95.773
Silver colored	833.95.772

- ! **Diffusers**
The diffuser creates a uniform light.
If required, please order alternative diffusers in black (for 1107 only) or transparent separately.

- ➔ Diffusers see page 40

Dimensional data not binding. Dimensions in mm, inches are approximate. We reserve the right to alter specifications without notice.

! **Note**
Routing dimensions are for reference only. Furniture construction may affect dimensions.

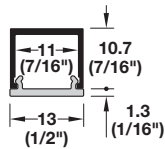
Profiles for surface mounting

Aluminum

Häfele Loox5 profile 2101 / 2102



Profile 2101

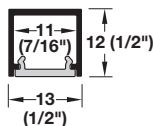



Surface mounted
diffuser

- > Material: Profile: Aluminum
Diffuser: Plastic
- > Finish/Color: Profile: Anodized; Diffuser: White opal, transmittance 70–80%
- > Length: 2500 mm (98 7/16")
- > Diffuser width: Profile 2101: 13 mm (1/2")
Profile 2102: 11 mm (7/16")
- > Supplied with: 1 profile
1 diffuser

Finish	2101	2102
Black	833.94.111	833.94.114
Brushed stainless steel colored	833.94.112	833.94.115
Silver colored	833.94.110	833.94.113

Profile 2102



Flush recess mounted
diffuser

- ! **Diffusers**
The diffuser creates a uniform light.
The LED points are invisible from 120 LEDs/m.
If required, please order alternative diffusers in black or transparent (only for 2102) separately.


➔ Diffusers see page 40

Profiles for surface mounting

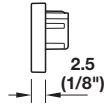
Aluminum

Häfele Loox5 profile 2101/2102

Profile 2101



End caps




End caps for Häfele Loox5 profile 2101/2102

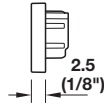
- > Material: Plastic
- > Version: With drill mark for cable outlet
- > Supplied with: 10 pcs.

Color	End cap 2101	End cap 2102
Black	833.95.775	833.95.778
Brushed stainless steel colored	833.95.776	833.95.779
Silver colored	833.95.774	833.95.777


Profile 2102



End caps



Adhesive tape - for profile 2101/2102



- > Area of application: For fixing aluminum on wood, metal, or plastic
- > Version: Double-sided, high instant adhesion, high temperature resistance
- > Length: 33 m (108' 3 3/16")
- > Width: 10 mm (3/8")
- > Thickness: 0.6 mm (1/32")

Item No.
833.89.266



Dimensional data not binding. Dimensions in mm, inches are approximate. We reserve the right to alter specifications without notice.

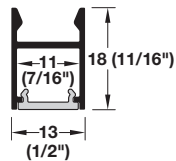

Profiles for surface mounting

Aluminum

Häfele Loox5 profile 2103/2104 - with concealed fixing



Profile 2103



- > Material: Profile: Aluminum
Diffuser: Plastic
- > Finish/Color: Profile: Anodized; Diffuser: White opal, transmittance 70–80%
- > Length: 2500 mm (98 7/16")
- > Diffuser width: 11 mm (7/16")
- > Supplied with: 1 profile
1 diffuser

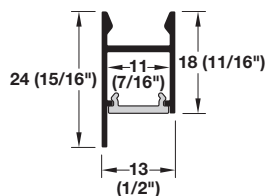

Finish	2103	2104
Black	833.94.117	833.94.120
Brushed stainless steel colored	833.94.118	833.94.121
Silver colored	833.94.116	833.94.119

- ! **Order reference**
Please order (required) mounting bracket separately, see page 29.

- ! **Diffusers**
The diffuser creates a uniform light.
The LED points are invisible from 120 LEDs/m.
If required, please order alternative diffusers in black or transparent separately.

- ➔ Diffusers see page 40

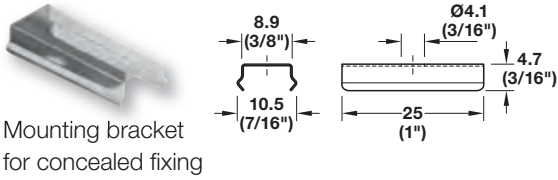
Profile 2104, with asymmetric light distribution



Profiles for surface mounting

Aluminum

Häfele Loox5 profile 2103/2104 - with concealed fixing



Mounting bracket for concealed fixing




Mounting bracket

- > Material: Stainless Steel
- > Mounting: For screw fixing
- > Supplied with: 10 pcs.

	Item No.
	833.95.761

Profile 2103




End caps

End caps for Häfele Loox5 profile 2103/2104


- > Material: Plastic
- > Version: With drill mark for cable outlet
- > Supplied with: 10 pcs.

Color	2103	2104
Black	833.95.781	833.95.784
Brushed stainless steel colored	833.95.782	833.95.785
Silver colored	833.95.780	833.95.783

Profile 2104



End caps

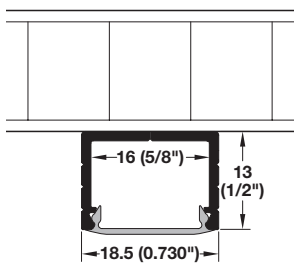

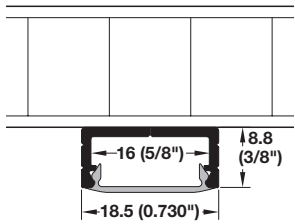


Dimensional data not binding. Dimensions in mm, inches are approximate. We reserve the right to alter specifications without notice.

Profiles for surface mounting

Aluminum

Häfele Loox profile - for surface mounting



- > Material: Aluminum
- > Finish: Silver colored anodized
- > L x W x H: 2500 x 18.5 x 9.5 mm
(98 7/16" x 3/4" x 3/8")
- > Supplied with: 1 profile, 1 diffuser

Cover	Item No.
Milk	833.72.860
Frosted	833.72.863

- ! **Note**
LED points are always visible when this profile is used.
- Order reference**
Please order retaining clip (optional) separately

- + **End cap**
 - > Material/Finish: Plastic, silver colored
 - > Supplied with: 2 pcs.

Item No.
833.72.852

- ➔ Switch for aluminum profiles 16 mm (5/8") see page 88.
Diffusers see page 40

- > Material: Aluminum
- > Finish: Silver colored anodized
- > L x W x H: 2500 x 18.5 mm x 14 mm
(98 7/16" x 3/4" x 9/16")
- > Supplied with: 1 profile, 1 diffuser

Cover	Item No.
Milk	833.72.861
Frosted	833.72.862

- ! **Order reference**
Please order retaining clip (optional) separately

- + **End cap**
 - > Material/Finish: Plastic, silver colored
 - > Supplied with: 2 pcs.

Item No.
833.72.853

- + **Mounting clip, optional**
 - > Material/Finish: Stainless Steel, silver colored
 - > Supplied with: 2 pcs.

Version	Item No.
Retaining clip	833.74.832
Retaining clip 40°	833.74.833

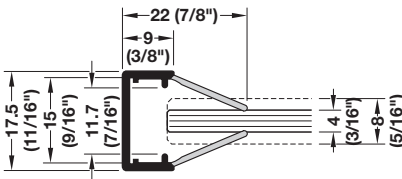
- ➔ Switch for aluminum profiles 16 mm (5/8") see page 88.
Diffusers see page 40

Profiles for surface mounting

Aluminum



Häfele Loox glass edge profile



Effect of the glass edge on the light

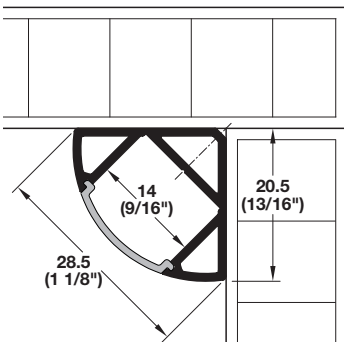

- > Glass edge with satin finish = even light line
- > Clear glass edge = point light

- > Material: Plastic
- > Finish/Color: Profile: Silver colored
Diffusers: Milk
- > L x W: 2000 x 17.5 mm (78 3/4" x 11/16")
- > Height: 22 mm (7/8")
- > Application: For screw fixing
- > Supplied with: 1 profile
2 diffusers

Item No.
833.74.733

- ! For manufacturing customized glass edge lighting for glass thicknesses of 4–8 mm (3/16"–5/16"). Without load bearing function. Only for LED strip lights with max. 9.6 W/m. Note the dimensions of the clip connector.

Häfele Loox corner profile



- > Material: Aluminum
- > Finish/Color: Profile: Silver colored anodized
Diffuser: Milk
- > Cover: Milk
- > L x W: 2500 x 28 mm (98 7/16" x 1 1/8")
- > Height: 20.5 mm (25/32")
- > Supplied with: 1 profile
1 diffuser

Item No.
833.71.927

- + > Material/Finish: End cap and holder: Plastic, silver colored
Mounting plate: Stainless Steel
- > Supplied with: 2 pcs.

Version	Item No.
End cap with cable outlet	833.74.822
Holder	833.74.825
Mounting plate	833.74.826



End cap



Holder



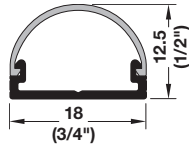
Mounting plate

Dimensional data not binding. Dimensions in mm, inches are approximate. We reserve the right to alter specifications without notice.


Profiles for surface mounting

Aluminum


Häfele Loox drawer profile



- > Material: Aluminum
- > Finish/Color: Profile: Silver colored anodized
Diffuser: Milk
- > L x W: 2500 x 18 mm (98 7/16" x 11/16")
- > Height: 12.5 mm (1/2")
- > Supplied with: 1 profile
1 diffuser



End caps



Retaining clip

Item No.
833.71.928



End cap set

- > Material/Finish: ABS Plastic, silver colored
- > Supplied with: 5 sets of end caps,
fixing screws

Item No.
833.74.877

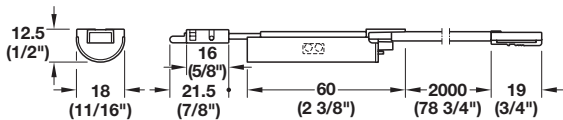
Retaining clip

- > Material/Finish: Stainless Steel, silver colored
- > Supplied with: 2 pcs.

Item No.
833.74.893



Door sensor

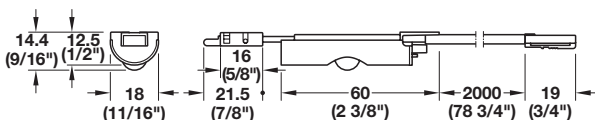


Loox5 door sensor for Häfele Loox drawer profile

Voltage	Switching capacity	Item No.
5 12V	60 W	833.89.251
5 24V	90 W	833.89.253



Motion detector



Loox5 motion detector for Häfele Loox drawer profile


- > Delay time: 30 sec.
- > Sensor range: 0–3000 mm (0"–118 1/8")

Voltage	Switching capacity	Item No.
5 12V	60 W	833.89.252
5 24V	90 W	833.89.254

Profiles for surface mounting

Aluminum

Designer surface mount profile - 9 mm (3/8")




- > Material/Finish: Aluminum, clear anodized
- > L x W: 2000 x 19 mm (78 3/4" x 3/4")
- > Application: For surface or flush mounting

	Item No.
	833.01.760

Note
LED points are always visible when this profile is used. Lens sold separately.

- +** **End cap**
- > Material/Color: Plastic, gray
 - > Height: 9 mm (3/8")

	Item No.
	833.01.765



End cap

Designer surface mount profile - 13 mm (1/2")




- > Material/Finish: Aluminum, clear anodized
- > L x W: 2000 x 19 mm (78 3/4" x 3/4")
- > Application: For surface or flush mounting

	Item No.
	833.01.761

Note
Lens sold separately.

- +** **End cap**
- > Material/Color: Plastic, gray
 - > Height: 13 mm (1/2")

	Item No.
	833.01.764




End cap

	LED points visible			
	2065	2068	3045	3048
Milk	-	-	-	-
Frosted	yes	yes	yes	yes

- Flat lens**
- > Material: Plastic
 - > Length: 2000 mm (78 3/4")

Finish	Item No.
Milk	833.01.762
Frosted	833.01.763




Dimensional data not binding. Dimensions in mm, inches are approximate. We reserve the right to alter specifications without notice.

Elite wardrobe tube profiles


Aluminum

Wardrobe tube



- > Material/Finish: Aluminum, anodized
- > Insert: Plastic
- > Supplied with: 1 pc. with milk lens

Length	Finish/insert	Item No.
2438 mm (8')	Matt aluminum/clear	830.28.700
2438 mm (8')	Matt nickel/clear	830.28.710
2438 mm (8')	Polished chrome/clear	830.28.720
2438 mm (8')	Oil-rubbed bronze/black	830.28.730
2438 mm (8')	Matt gold/clear	830.28.790
2438 mm (8')	Slate/black	830.28.800
1219 mm (4')	Matt aluminum/clear	830.28.701
1219 mm (4')	Matt nickel/clear	830.28.711
1219 mm (4')	Polished chrome/clear	830.28.721
1219 mm (4')	Oil-rubbed bronze/black	830.28.731
1219 mm (4')	Matt gold/clear	830.28.705
1219 mm (4')	Slate/black	830.28.706



matt
aluminum

polished
chrome

matt
nickel



oil-rubbed
bronze

matt
gold

slate

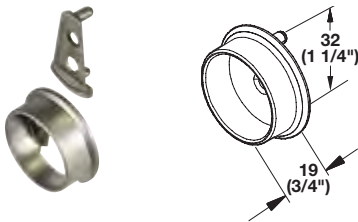


Lens

- > Material: Plastic
- > Cover: Milk
- > Height: 13 mm (1/2")

Item No.
833.74.781

Wardrobe tube support



- > Unique two-part design allows the support to fully surround the tube ends
- > Connect the wedge shaped brackets into line bore holes and side supports onto the end of the tube
- > Side supports connect to the wedge shaped brackets
- > With two pins for 5 mm (3/16") holes
- > 32 mm (1 1/4") spacing with an additional screw hole for side panel mounting


- > Material: Zinc-plated
- > Diameter: 32 mm (1 1/4")

Finish	Item No.
Matt aluminum	803.39.410
Matt nickel	803.39.610
Polished chrome	803.39.210
Oil-rubbed bronze	803.39.110
Matt gold	803.39.910
Slate	803.39.710

Covers, lenses and cooling strip



For Häfele Loox LED Strip Lights



Lens cover

- > Material: Plastic
- > Cover: Milk
- > Length: 2500 mm (98 3/8")
- > Application: For recess mounting

Item No.
833.00.733

Size A min., so that LED points are not visible

Diffuser	LED	
	2068	3045
Milk	13 mm (1/2")	




Note
Only for LED strips with max 9.6 W per m (3.0 W per ft).

Replacement lenses

- > Material: Plastic
- > Length: 2500 mm (98 7/16")

Cover	Item No.
Frosted	833.74.780
Milk	833.74.781



> Simple replacement of existing diffusers in order to switch from frosted to milk

Note

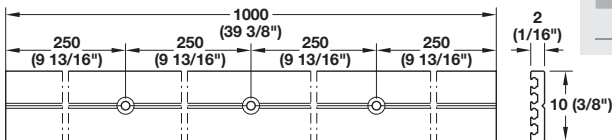
Cannot be used for the following aluminum profiles:
833.74.809, 833.74.835

Häfele Loox cooling strip



- > Material: Aluminum
- > L x W: 1000 x 10 mm (39 3/8" x 3/8")
- > Height: 2 mm (1/16")
- > Mounting: For screw fixing, drill holes at 250 mm (9 13/16"), 500 mm (19 11/16"), and 750 mm (29 1/2")
- > Supplied with: 1 profile

Item No.
833.77.700



Dimensional data not binding. Dimensions in mm, inches are approximate. We reserve the right to alter specifications without notice.

Profiles for surface mounting

Aluminum

Häfele Loox profile - for surface mounting with flat lens 12.5 mm (1/2")



> Material/Finish:	Aluminum, clear anodized
> L x W:	2500 x 18.5 mm (98 7/16" x 3/4")
> Cover:	Milk

Item No.
833.71.929

Häfele Loox profile - for surface mounting with flat lens 14.5 mm (9/16")



Item No.
833.71.853

Note
Mounting clips sold separately, see page 30.

Häfele Loox profile - for shallow surface mounting with flat lens 1.3 mm (3/8")



> Material/Finish:	Aluminum, clear anodized
> L x W:	2500 x 18.5 mm (98 7/16" x 3/4")
> Cover:	Milk

Item No.
833.71.852

Note
Mounting clips sold separately, see page 30.
Shallow profiles are not suitable for LED 3051

Flat Lens Cover

> Material/Cover:	Polycarbonate, milk
> L x W x H:	2500 x 18.5 x 3.9 mm (98 7/16" x 3/4" x 1/8")

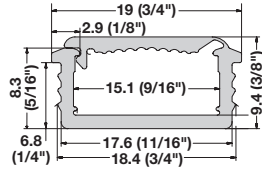
Item No.
833.74.783

Mounting strips

For LED Strip Lights



Profile - recess mounted




- > Material/Color: Polypropylene, clear anodized
- > Cover: Aluminum color, frosted
- > L x W x H: 2500 x 20 x 10 mm (98 7/16" x 13/16" x 3/8")

	Item No.
	833.00.710

- ! > The profile depicted is only suitable for 12 V LED light strips, with max. 9.6 W per meter (3.0 W per foot)

- + **End cap**
- > Material/Color: Plastic, silver colored
- > Supplied with: 2 pcs.

	Item No.
	833.72.768

Co-extruded profile - recess mounted




- > Material/Color: Polypropylene
- > Cover: Aluminum color, milk
- > L x W x H: 2500 x 19 x 15 mm (98 7/16" x 3/4" x 9/16")

	Item No.
	833.01.700

- ! > The profile depicted is only suitable for 12 V LED light strips, with max. 9.6 W per meter (3.0 W per foot)

- + **End cap**
- > Material/Color: Plastic, silver colored
- > Supplied with: 2 pcs.

	Item No.
	833.72.853

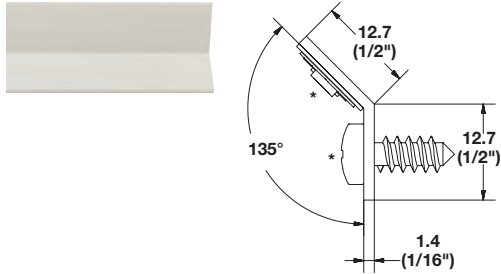
- + **Mounting tape**
- > Material/Color: Foam, white
- > W x L: 12 x 78 mm (1/2" x 3 1/16")

	Item No.
	003.58.270

Mounting strips

For LED Strip Lights

Profile - for Loox strip 135°

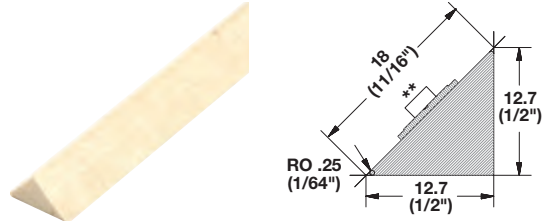


- > Material/Color: Plastic, white
- > Length: 2500 mm (98 7/16")

	Item No.
	833.00.800

- Note**
Loox LED strip and screw shown for application and position only.

Corner profile



- > Material/Finish: Solid Poplar Wood, natural
- > Length: 2500 mm (98 7/16")
- > Application: For surface mounting

	Item No.
	833.02.840

- Note**
Loox LED strip shown for application and position only.

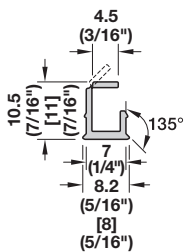

Profiles for recess mounting

Plastic

Häfele Loox5 profile 1102/1101

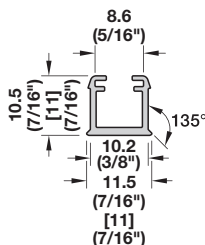



Profile 1102



[Routing dimensions]

Profile 1101



[Routing dimensions]

- > Material: Plastic
- > Length: 2500 mm (98 7/16")
- > Supplied with: 1 profile

Color	Transmittance	1102	1101
Black	~20 %	833.95.803	833.95.801
White opal	70-80 %	833.95.802	833.95.800





Note

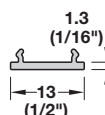
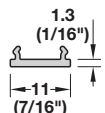
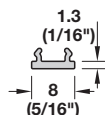
Profile 1102 and 1101 are usable for LED strip lights up to max 9.6 W/m.
 Profile 1102 is usable for LED strip lights up to max. 5 mm (3/16") width.
 Profile 1101 is usable only for LED strip lights with a width of precisely 8 mm (5/16").
 The diffuser creates a uniform light. The LED points in the white version are invisible from 120 LEDs/m.
 Routing dimensions are for reference only. Furniture construction may affect dimensions.

Diffusers and lenses

Diffusers Häfele Loox5 for profiles - for recess mounting 1103-1107 and 2101-2104



Dimensions



- > Material: Plastic
- > Length: 2500 mm (98 7/16")
- > Supplied with: 1 diffuser

Width	Transmittance		
	transparent ~90 %	white opal 70–80 %	black ~20 %
8 (5/16")	–	833.95.804	833.95.808
11 (7/16")	833.95.807	833.95.805	833.95.809
13 (1/2")	–	833.95.806	833.95.810



The white diffuser creates a uniform light. The LED points are invisible from 120 LEDs/m. When using the black diffuser, LED points may be visible. LED points are always visible when the transparent diffuser is used.

Semi-round lens

- > Material: Plastic
- > Cover: Milk
- > Length: 2500 mm (98 7/16")

	Item No.
	833.74.807



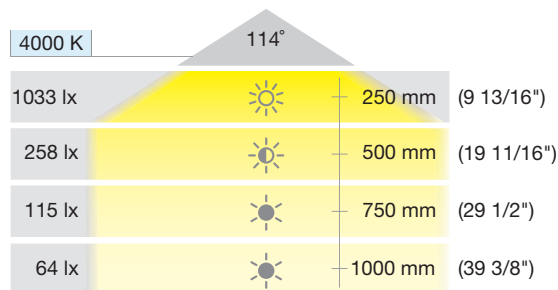
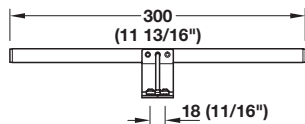
Note

For use with corner profiles

Surface mounted light

Monochrome, length 300 mm (11 13/16")

Häfele Loox LED 2032



- > Dimmable: Yes
- > Material: Aluminum
- > L x W x H: 300 x 180 x 50 mm (11 13/16" x 7 1/16" x 2")
- > Energy efficiency class: A+
- > Degree of protection: IP44
- > Number of LEDs: 27
- > Mounting: For screw fixing
- > Supplied with: 1 light with 2000 mm (78 3/4") lead, including fixing materials

12V 5 12V Loox5 12 V driver see page 124
Please order 6-piece adapter set 833.95.753 separately, see page 116.

Note
Loox lights and drivers are "Suitable for use within closet storage spaces"

Color temperature	Wattage	Luminous flux	Luminous efficacy	Color rendering index CRI	Weighted energy consumpt.	Finish	Item No.
K	W	lm	lm/W	R _a	kWh/1000 h		
4000	3	200	67	84	3.30	Silver colored	833.74.070
4000	3	200	67	84	3.30	Chrome-plated	833.74.080

Dimensional data not binding. Dimensions in mm, inches are approximate. We reserve the right to alter specifications without notice.

Recess/surface mounted lights

Modular monochrome, drill hole Ø: 58 mm (2 5/16")



Häfele Loox LED 2025, Loox5 2092/3092



LED 2092 and LED 3092, equipped with high-quality Samsung® LEDs

- > Dimmable: Yes
- > Material: Aluminum
- > Energy efficiency class: A+
- > Degree of protection: IP44 as recess mounted light
IP20 as surface mounted light
- > Mounting: For mounting in drilled hole,
for clamp or screw fixing
- > Drill hole Ø: 58 mm (2 5/16")
- > Supplied with: 1 light module

2700 K	3000 K	4000 K	5000 K	80°	
2600 lx	2650 lx	2700 lx	2800 lx		250 mm (9 13/16")
730 lx	750 lx	780 lx	800 lx		500 mm (19 11/16")
320 lx	350 lx	345 lx	350 lx		750 mm (29 1/2")
180 lx	185 lx	185 lx	190 lx		1000 mm (39 3/8")

LED 2025

2700 K	3000 K	4000 K	5000 K	80°	
1870 lx	1990 lx	2025 lx	2135 lx		250 mm (9 13/16")
500 lx	540 lx	540 lx	580 lx		500 mm (19 11/16")
210 lx	230 lx	235 lx	240 lx		750 mm (29 1/2")
120 lx	125 lx	130 lx	135 lx		1000 mm (39 3/8")

LED 2092/3092



Note

The IP44 degree of protection is reduced to IP20 when surface mounting or recess mounting with through hole.

Loox lights and drivers are "Suitable for use within closet storage spaces"

Order reference

Please order lead and housing separately, see page 43.



5 12V

Loox5 12 V driver see page 124

5 24V

Loox5 24 V driver see page 125

Recess/surface mounted lights

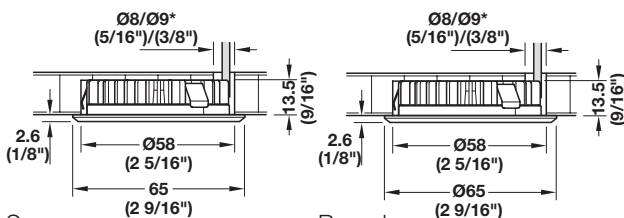
Modular monochrome, drill hole Ø: 58 mm (2 5/16")

Häfele Loox LED 2025, Loox5 2092/3092

Voltage V	Quantity LEDs	Color temperature K	Wattage W	Luminous flux lm	Luminous efficacy lm/W	Color rendering index CRI		Weighted energy consumpt. kWh/1000 h	Item No.		
						P _a	P ₉				
5 12V	LED 2025 (compatible with Loox5 lead with snap-in connector)										
	1	2700	3.8	270	71	>90	-	4.18	833.72.350		
		3000	3.8	300	78	>90	-	4.18	833.72.351		
		4000	3.8	306	80	>90	-	4.18	833.72.352		
		5000	3.8	345	90	>83	-	4.18	833.72.323		
	LED 2092										
	6	2700	3.4	220	65	>90	>55	3.74	833.72.474		
		3000	3.4	240	71	>90	>55	3.74	833.72.475		
		4000	3.4	250	74	>90	>55	3.74	833.72.476		
		5000	3.4	260	76	>90	>55	3.74	833.72.477		
	5 24V	LED 3092									
		6	2700	3.4	220	65	>90	>55	3.74	833.75.174	
3000			3.4	240	71	>90	>55	3.74	833.75.175		
4000			3.4	250	74	>90	>55	3.74	833.75.176		
5000			3.4	260	76	>90	>55	3.74	833.75.177		




Recess mount housing

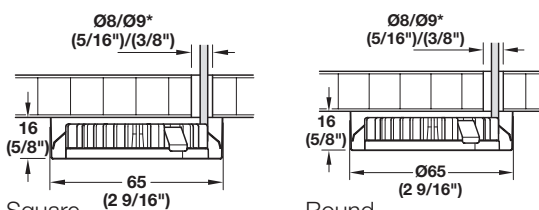


Square

Round



Surface mount housing

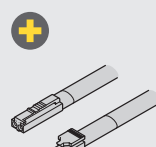


Square

Round

Housings are suitable for monochrome lights and for multi-white lights.

* valid for multi-white plugs.



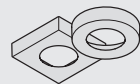
> Lead, 1.5 A/24 AWG, with snap-in connector

Voltage	Length	Item No.
5 12V	1000 (39 3/8")	833.95.789
	2000 (78 3/4")	833.95.788
5 24V	2000 (78 3/4")	833.95.791



> Housing, recess mounted, Plastic

Color	Round	Square
Black	833.72.168	833.72.172
Anthracite	833.72.380	833.72.383
Brown	833.72.381	833.72.384
Matt nickel-plated	833.72.170	833.72.174
Stainless steel colored	833.72.382	833.72.385
Silver colored	833.72.126	833.72.127
White, RAL 9003	833.72.171	833.72.175



> Housing, surface mounted, Plastic

Color	Round	Square
Black	833.72.160	833.72.164
Anthracite	833.72.193	833.72.195
Brown	833.72.192	833.72.196
Matt nickel-plated	833.72.162	833.72.166
Stainless steel colored	833.72.194	833.72.197
Silver colored	833.72.124	833.72.125
White, RAL 9003	833.72.163	833.72.167

Dimensional data not binding. Dimensions in mm, inches are approximate. We reserve the right to alter specifications without notice.

Recess/surface mounted lights

Modular multi-white, drill hole Ø: 58 mm (2 5/16")



Häfele Loox5 LED 2091 / 3091



- > Dimmable: Yes
- > Material: Aluminum
- > Energy efficiency class: A+
- > Degree of protection: IP44 as recess mounted light
IP20 as surface mounted light
- > Mounting: For mounting in drilled hole, for clamp or screw fixing
- > Drill hole Ø: 58 mm (2 5/16")
- > Supplied with: 1 light module

2700 K	5000 K	80°	
2000 lx	2100 lx		250 mm (9 13/16")
520 lx	550 lx		500 mm (19 11/16")
220 lx	235 lx		750 mm (29 1/2")
120 lx	125 lx		1000 mm (39 3/8")

Note
The IP44 degree of protection is reduced to IP20 when surface mounting or recess mounting with through hole. Loox lights and drivers are "Suitable for use within closet storage spaces"

Order reference

Please order lead and housing separately, see page 45.

5 12 V Loox5 12 V driver see page 124

5 24 V Loox5 24 V driver see page 125

Color control only via 6-way distributor Häfele Connect Mesh with multi-white adapter and remote control or smartphone. Please order separately, see Networking page 95.

Recess/surface mounted lights

Modular multi-white, drill hole Ø: 58 mm (2 5/16")



EXTENDING



SWITCHING



NETWORKING



DISTRIBUTING



SUPPLYING

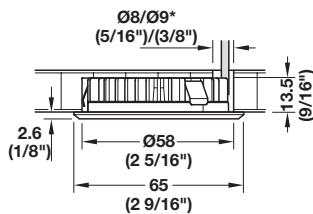


Häfele Loox5 LED 2091 / 3091

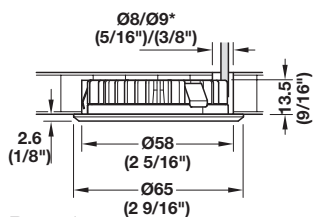
Voltage V	Quantity LEDs	Color temperature K	Wattage W	Luminous flux lm	Luminous efficacy lm/W	Color rendering index CRI		Weighted energy consumpt. kWh/1000 h	Item No.
						R _a	R ₉		
5 12V	LED 2091								
	12	2700 5000	3.4	240 270	72 80	>90	>55	3.74	833.72.478
5 24V	LED 3091								
	12	2700 5000	3.4	240 270	72 80	>90	>55	3.74	833.75.178




Recess mount housing



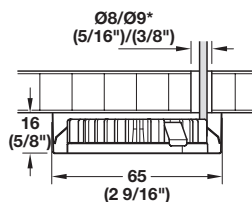
Square



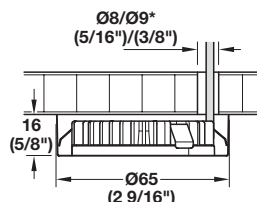
Round



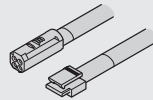
Surface mount housing



Square



Round



- > Lead, 1.5 A/24 AWG, with snap-in connector for multi-white lights
- > Length: 2000 mm (78 3/4")

Voltage	Item No.
5 12V	833.95.787
5 24V	833.95.790



- > Housing, recess mounted, Plastic

Color	Round	Square
Black	833.72.168	833.72.172
Anthracite	833.72.380	833.72.383
Brown	833.72.381	833.72.384
Matt nickel-plated	833.72.170	833.72.174
Stainless steel colored	833.72.382	833.72.385
Silver colored	833.72.126	833.72.127
White, RAL 9003	833.72.171	833.72.175



- > Housing, surface mounted, Plastic

Color	Round	Square
Black	833.72.160	833.72.164
Anthracite	833.72.193	833.72.195
Brown	833.72.192	833.72.196
Matt nickel-plated	833.72.162	833.72.166
Stainless steel colored	833.72.194	833.72.197
Silver colored	833.72.124	833.72.125
White, RAL 9003	833.72.163	833.72.167

Housings are suitable for monochrome and multi-white lights.

* valid for multi-white plugs.


Dimensional data not binding. Dimensions in mm, inches are approximate. We reserve the right to alter specifications without notice.

Recess/surface mounted lights

Modular monochrome, drill hole Ø: 35 mm (1 3/8")



Häfele Loox5 LED 2040



- > Dimmable: Yes
- > Material: Aluminum
- > Energy efficiency class: A+
- > Degree of protection: IP44 as recess mounted light
IP20 as surface mounted light
- > Mounting: For mounting in drilled hole,
for clamp or screw fixing
- > Drill hole Ø: 35 mm (1 3/8")
- > Supplied with: 1 light module

2700 K	3000 K	4000 K	5000 K	90°	
530 lx	660 lx	720 lx	800 lx		250 mm (9 13/16")
135 lx	180 lx	185 lx	220 lx		500 mm (19 11/16")
55 lx	80 lx	85 lx	95 lx		750 mm (29 1/2")
35 lx	40 lx	50 lx	55 lx		1000 mm (39 3/8")



Note

The IP44 degree of protection is reduced to IP20 when surface mounting or recess mounting with through hole.

Loox lights and drivers are "Suitable for use within closet storage spaces"

Order reference

Please order lead and housing separately, see page 47.



5 12V

Loox5 12 V driver see page 124

Recess/surface mounted lights

Modular monochrome, drill hole Ø: 35 mm (1 3/8")

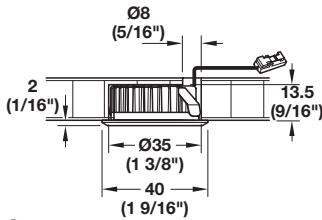


Häfele Loox5 LED 2040

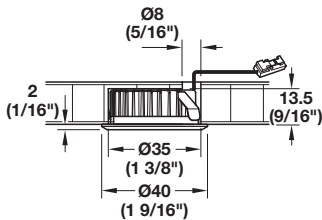
Voltage V	Quantity LEDs	Color temperature K	Wattage W	Luminous flux lm	Luminous efficacy lm/W	Color rendering index CRI	Weighted energy consumpt. kWh/1000 h	Item No.
5 12V	3	2700	1.5	75	50	90	1.65	833.72.370
		3000	1.5	88	59	90	1.65	833.72.371
		4000	1.5	96	64	90	1.65	833.72.372
		5000	1.5	110	73	83	1.65	833.72.333




Recess mount housing



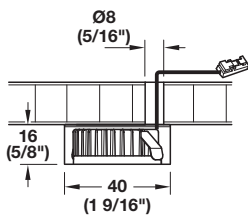
Square



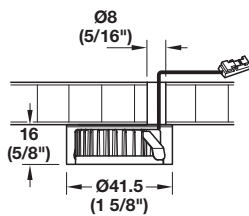
Round



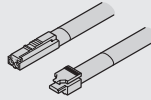
Surface mount housing



Square

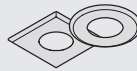


Round



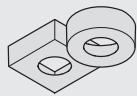
> Lead, 1.5 A/24 AWG, with snap-in connector

Voltage	Length	Item No.
5 12V	1000 (39 3/8")	833.95.789
	2000 (78 3/4")	833.95.788



> Housing, recess mounted, Plastic

Color	Round	Square
Black	833.72.184	833.72.188
Matt nickel-plated	833.72.186	833.72.190
Silver colored	833.72.145	833.72.146
White, RAL 9003	833.72.187	833.72.191



> Housing, surface mounted, Plastic

Color	Round	Square
Black	833.72.176	833.72.180
Matt nickel-plated	833.72.178	833.72.182
Silver colored	833.72.143	833.72.144
White, RAL 9003	833.72.179	833.72.183

Dimensional data not binding. Dimensions in mm, inches are approximate. We reserve the right to alter specifications without notice.

Recess/surface mounted lights

Monochrome, drill hole Ø: 26 mm (1")



Häfele Loox5 LED 2090/3090



> Narrow beam angle for staging objects

- > Dimmable: Yes
- > Material: Aluminum
- > Energy efficiency class: A+
- > Degree of protection: IP44 as recess mounted light
IP20 as surface mounted light
- > Mounting: For mounting in drilled hole,
for clamp or screw fixing
- > Drill hole Ø: 26 mm (1")
- > Supplied with: 1 light module with 2000 mm
(78 3/4") lead

2700 K	3000 K	4000 K	5000 K	55°	
930 lx	990 lx	1005 lx	1005 lx		250 mm (9 13/16")
230 lx	240 lx	250 lx	260 lx		500 mm (19 11/16")
95 lx	100 lx	110 lx	115 lx		750 mm (29 1/2")
50 lx	55 lx	60 lx	60 lx		1000 mm (39 3/8")

LED 2090

2700 K	3000 K	4000 K	5000 K	55°	
825 lx	870 lx	935 lx	940 lx		250 mm (9 13/16")
220 lx	225 lx	235 lx	245 lx		500 mm (19 11/16")
95 lx	95 lx	100 lx	105 lx		750 mm (29 1/2")
50 lx	55 lx	55 lx	60 lx		1000 mm (39 3/8")

LED 3090



Note

The IP44 degree of protection is reduced to IP20 when surface mounting or recess mounting with through hole.

Loox lights and drivers are "Suitable for use within closet storage spaces"

Order reference

Please order housing separately, see page 49.



5 12V

Loox5 12 V driver see page 124

5 24V

Loox5 24 V driver see page 125


Recess/surface mounted lights

Monochrome, drill hole Ø: 26 mm (1")

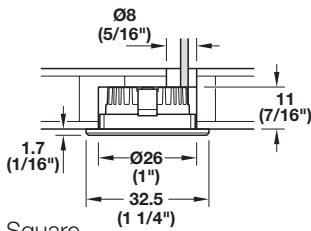


Häfele Loox5 LED 2090 / 3090

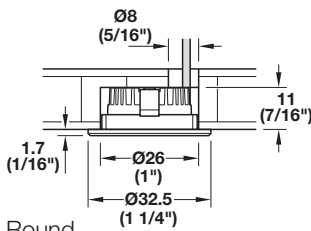
Voltage V	Quantity LEDs	Color temperature K	Wattage W	Luminous flux lm	Luminous efficacy lm/W	Color rendering index CRI		Weighted energy consumpt. kWh/1000 h	Item No.
						R _a	R ₉		
5 12V	1	LED 2090							
		2700	1.2	80	67	>90	>60	1.32	833.72.470
		3000	1.2	90	75	>90	>60	1.32	833.72.471
		4000	1.2	95	79	>90	>60	1.32	833.72.472
		5000	1.2	100	83	>90	>60	1.32	833.72.473
5 24V	1	LED 3090							
		2700	1.2	75	63	>90	>60	1.32	833.75.170
		3000	1.2	80	67	>90	>60	1.32	833.75.171
		4000	1.2	80	67	>90	>60	1.32	833.75.172
		5000	1.2	85	71	>90	>60	1.32	833.75.173




Recess mount housing



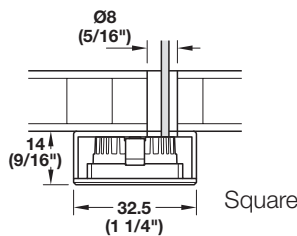
Square



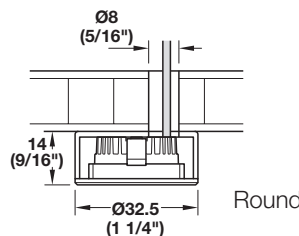
Round



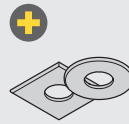
Surface mount housing



Square

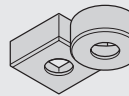


Round



> Housing, recess mounted, Plastic

Color	Round	Square
Black	833.89.225	833.89.232
Anthracite	833.89.226	833.89.233
Brown	833.89.227	833.89.234
Matt nickel-plated	833.89.223	833.89.230
Stainless steel colored	833.89.228	833.89.235
Silver colored	833.89.222	833.89.229
White, RAL 9003	833.89.224	833.89.231



> Housing, surface mounted, Plastic

Color	Round	Square
Black	833.89.239	833.89.246
Anthracite	833.89.240	833.89.247
Brown	833.89.241	833.89.248
Matt nickel-plated	833.89.237	833.89.244
Stainless steel colored	833.89.242	833.89.249
Silver colored	833.89.236	833.89.243
White, RAL 9003	833.89.238	833.89.245

Dimensional data not binding. Dimensions in mm, inches are approximate. We reserve the right to alter specifications without notice.

Recess/surface mounted lights

Monochrome, drill hole Ø: 55 mm (2 3/16")



Häfele Loox LED 2047/3038



2700 K	3000 K	4000 K	5000 K	90°		
530 lx	660 lx	720 lx	800 lx		250 mm	(9 13/16")
135 lx	180 lx	185 lx	220 lx		500 mm	(19 11/16")
55 lx	80 lx	85 lx	95 lx		750 mm	(29 1/2")
35 lx	40 lx	50 lx	55 lx		1000 mm	(39 3/8")

LED 2047

3000 K	4000 K	5000 K	120°		
580 lx	590 lx	710 lx		250 mm	(9 13/16")
220 lx	220 lx	265 lx		500 mm	(19 11/16")
115 lx	115 lx	140 lx		750 mm	(29 1/2")
75 lx	75 lx	100 lx		1000 mm	(39 3/8")

LED 3038

- > Dimmable: Yes
- > Material: Steel
- > Energy efficiency class: A+
- > Degree of protection: IP20
- > Mounting: For mounting in drilled hole, for clamp or screw fixing
- > Drill hole Ø: 55 mm (2 3/16")
- > Supplied with: 1 light with 2000 mm (78 3/4") lead

12 V **5 12 V** Loox5 12 V driver see page 124
Please order 6-piece adapter set 833.95.753 separately, see page 116.

24 V **5 24 V** Loox5 24 V driver see page 125
Please order 6-piece adapter set 833.77.838 separately, see page 116.

Note
Loox lights and drivers are "Suitable for use within closet storage spaces"

Recess/surface mounted lights

Monochrome, drill hole Ø: 55 mm (2 3/16")



EXTENDING



SWITCHING



NETWORKING



DISTRIBUTING



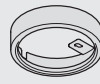
SUPPLYING



Häfele Loox LED 2047/3038

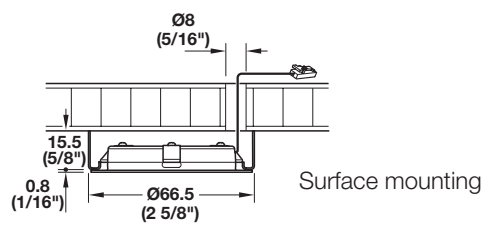
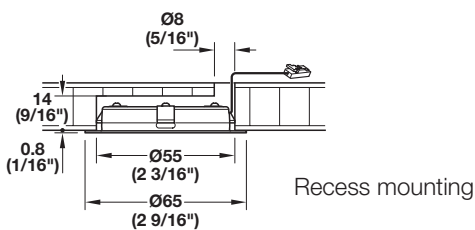
- > LEDs: 24
- > Wattage: 3 W

Voltage	Color temperature	Luminous flux	Luminous efficacy	Color rendering index CRI	Weighted energy consumpt.	Stainless steel colored	Silver colored	Polished chrome-plated	White matt	Black matt
V	K	lm	lm/W	R _a	kWh/1000 h					
12 V	LED 2047									
	3000	210	70	90	3.3	833.72.390	833.72.340	833.72.300	833.72.410	833.72.420
	4000	216	72	90	3.3	833.72.391	833.72.341	833.72.301	833.72.411	833.72.421
	5000	240	80	83	3.3	833.72.392	833.72.342	833.72.302	833.72.412	833.72.422
24 V	LED 3038									
	3000	215	72	90	3.3	833.75.150	833.75.120	833.75.140	-	-
	4000	225	75	90	3.3	833.75.151	833.75.121	833.75.141	-	-
	5000	245	82	83	3.3	833.75.152	833.75.122	833.75.142	-	-



> Surface mounted trim ring, Steel

Finish	Item No.
Stainless steel colored	833.72.804
Silver colored	833.72.803
Polished chrome-plated	833.72.802
Black	833.72.801



Dimensional data not binding. Dimensions in mm, inches are approximate. We reserve the right to alter specifications without notice.

Recess/surface mounted lights

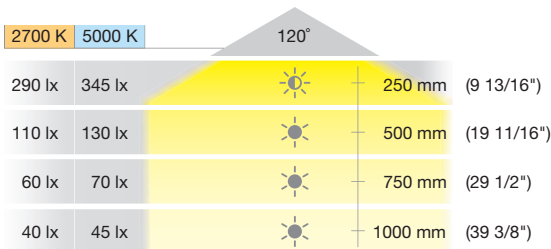
Multi-white, drill hole Ø: 55 mm (2 3/16")



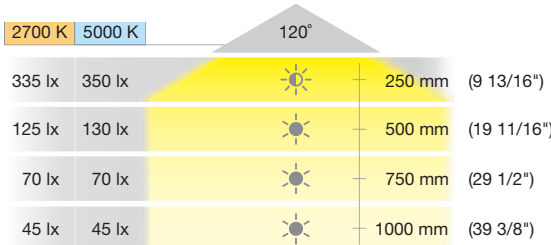
Häfele Loox LED 2048/3039



- > Material: Steel
- > Energy efficiency class: A+
- > Degree of protection: IP20
- > Mounting: For mounting in drilled hole, for clamp or screw fixing
- > Drill hole Ø: 55 mm (2 3/16")
- > Supplied with: 1 light with 2000 mm (78 3/4") multi-white lead



LED 2048



LED 3039

+ **12 V** **5 12 V** 12V Multi-white BLE adapter 850.00.011

24 V **5 24 V** 24V Multi-white BLE adapter 850.00.012

+ **5 12 V** Häfele Connect Mesh 6-way distributor, see page 95.

5 24 V Häfele Connect Mesh 6-way distributor, see page 95.

Color control via Häfele Connect Mesh 6-way distributor with multi-white BLE adapter and remote control or Häfele Connect Mesh app.

- Drivers for multi-white solutions

5 12 V Loox5 12 V driver see page 124.

5 24 V Loox5 24 V driver see page 125.

Recess/surface mounted lights

Multi-white, drill hole Ø: 55 mm (2 3/16")

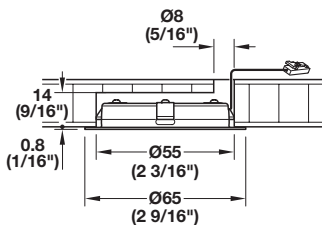
Häfele Loox LED 2048/3039

Voltage V	Number of LEDs	Color temperature K	Wattage W	Luminous flux lm	Luminous efficacy lm/W	Color rendering index CRI R _a	Weighted energy consumpt. kWh/1000 h	Stainless steel colored	Silver colored	Polished chrome- plated
12 V	Häfele Loox LED 2048									
	60	2700 5000	3	255	85	90 83	3.3	833.72.400	833.72.311	833.72.310
24 V	Häfele Loox LED 3039									
	60	2700 5000	3	258	85	90 83	3.3	833.75.160	833.75.131	833.75.130

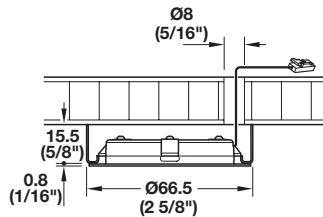


> Housing, Plastic


Color	Item No.
Stainless steel colored	833.72.804
Silver colored	833.72.803
Polished chrome-plated	833.72.802



Recess mounting



Surface mounting



Dimensional data not binding. Dimensions in mm, inches are approximate. We reserve the right to alter specifications without notice.

Recess/surface mounted lights

Monochrome, drill hole Ø: 55 mm (2 3/16")



Häfele Loox LED 2020



- > Dimmable: Yes
- > Material: Zinc Alloy
- > Energy efficiency class: A
- > Degree of protection: IP44 as recess mounted downlight
IP20 as surface mounted housing
- > Number of LEDs: 6
- > Mounting: For mounting in drilled hole,
for clamp fixing or for screw fixing
- > Drill hole Ø: 55 mm (2 3/16")
- > Supplied with: 1 light with 2000 mm (78 3/4") lead,
including fixing materials

3000 K	4000 K	5000 K	100°	
760 lx	860 lx	840 lx		250 mm (9 13/16")
190 lx	215 lx	210 lx		500 mm (19 11/16")
85 lx	95 lx	95 lx		750 mm (29 1/2")
48 lx	50 lx	50 lx		1000 mm (39 3/8")



12V 5 12V

Loox5 12 V driver see page 124
Please order 6-piece adapter set
833.95.753 separately, see page 116.



The IP44 degree of protection is reduced to IP20
when surface mounting or recess mounting with
through hole.



Note

Loox lights and drivers are "Suitable for use within closet
storage spaces"

V	Color temperature K	Wattage W	Luminous flux lm	Luminous efficacy lm/W	Color rendering index CRI R _a	Weighted energy consumpt. kWh/1000 h	Black	Matt nickel-plated	Polished chrome-plated
12V	3000	3.2	142	44	83	3.52	833.72.281	833.72.280	833.72.282
	4000	3.2	150	47	83	3.52	833.72.284	833.72.283	833.72.285
	5000	3.2	150	47	83	3.52	833.72.287	833.72.286	833.72.288

Recess/surface mounted lights

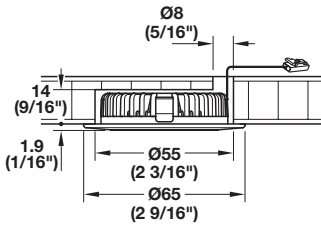
Monochrome, drill hole Ø: 55 mm (2 3/16")

Häfele Loox LED 2020

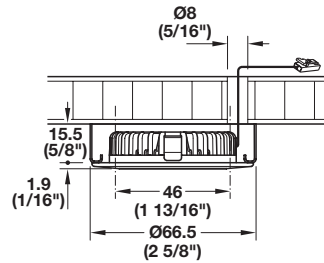


> Surface mounted trim ring, Steel

Finish	Item No.
Black	833.72.801
Matt nickel-plated	833.72.800
Polished chrome-plated	833.72.802



Recess mounting



Surface mounting



Dimensional data not binding. Dimensions in mm, inches are approximate. We reserve the right to alter specifications without notice.

Recess/surface mounted lights

Monochrome, drill hole Ø: 26 mm (1")



Häfele Loox LED 2022



- > Dimmable: Yes
- > Material: Aluminum
- > Energy efficiency class: A+
- > Degree of protection: IP44 as recess mounted light
IP20 as surface mounted light
- > Number of LEDs: 3
- > Mounting: For mounting in drilled hole, for clamp or screw fixing
- > Drill hole Ø: 26 mm (1")
- > Supplied with: 1 light with 2000 mm (78 3/4") lead

3000 K	4000 K	5000 K		90°	
650 lx	650 lx	650 lx			250 mm (9 13/16")
163 lx	163 lx	163 lx			500 mm (19 11/16")
72 lx	72 lx	72 lx			750 mm (29 1/2")
40 lx	40 lx	40 lx			1000 mm (39 3/8")

12V **5 12V** Loox5 12 V driver see page 124
Please order 6-piece adapter set 833.95.753 separately, see page 116.

The IP44 degree of protection is reduced to IP20 when surface mounting or recess mounting with through hole.

Note
Loox lights and drivers are "Suitable for use within closet storage spaces"

V	Color temperature K	Wattage W	Luminous flux lm	Luminous efficacy lm/W	Color rendering index CRI R _a	Weighted energy consumpt. kWh/1000 h	Silver colored anodized	Polished chrome-plated
12V	3000	1.5	105	70	82	1.65	833.72.040	833.72.043
	4000	1.5	105	70	87	1.65	833.72.041	833.72.044
	5000	1.5	105	70	88	1.65	833.72.042	833.72.045

Recess/surface mounted lights

Monochrome, drill hole Ø: 26 mm (1")



Häfele Loox LED 2022



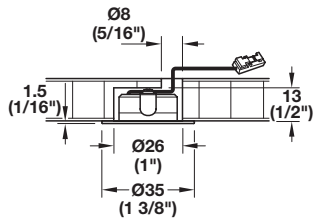
> Surface mounted trim ring, Aluminum

Color	Item No.
Silver colored anodized	833.72.831
Chrome-plated	833.72.830

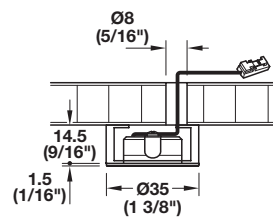


> Surface mounted trim ring, Aluminum

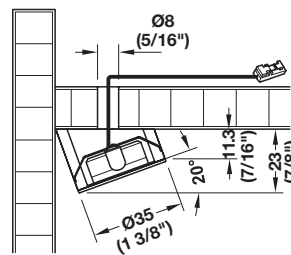
Color	Item No.
Silver colored anodized	833.72.832
Chrome-plated	833.72.833



Recess mounting



Surface mounting



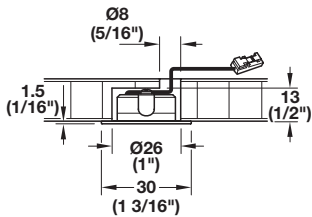

Dimensional data not binding. Dimensions in mm, inches are approximate. We reserve the right to alter specifications without notice.

Recess/surface mounted lights

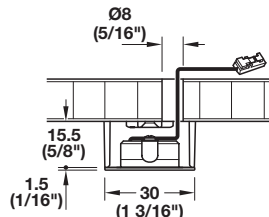
Monochrome, drill hole Ø: 26 mm (1")



Häfele Loox LED 2023



Recess mounting



Surface Mounting

3000 K	4000 K	5000 K	90°		
650 lx	650 lx	650 lx		250 mm	(9 13/16")
163 lx	163 lx	163 lx		500 mm	(19 11/16")
72 lx	72 lx	72 lx		750 mm	(29 1/2")
40 lx	40 lx	40 lx		1000 mm	(39 3/8")

- > Dimmable: Yes
- > Material: Aluminum
- > L x W: 30 x 30 mm (1 3/16" x 1 3/16")
- > Energy efficiency class: A+
- > Degree of protection: IP44 as recess mounted light
IP20 as surface mounted light
- > Number of LEDs: 3
- > Mounting: For mounting in drilled hole, for clamp fixing
- > Drill hole Ø: 26 mm (1")
- > Supplied with: 1 light with 2000 mm (78 3/4") lead



12V 512V

Loox5 12 V driver see page 124
Please order 6-piece adapter set
833.95.753 separately, see page 116.



The IP44 degree of protection is reduced to IP20 when surface mounting or recess mounting with through hole.



Note

Loox lights and drivers are "Suitable for use within closet storage spaces"



> Housing, square, Plastic

Color	Item No.
Silver colored	833.72.834
Chrome-plated	833.72.835

V	Color temperature K	Wattage W	Luminous flux lm	Luminous efficacy lm/W	Color rendering index CRI R _a	Weighted energy consumpt. kWh/1000 h	Silver colored anodized	Polished chrome-plated
12V	3000	1.5	105	70	82	1.65	833.72.064	833.72.060
	4000	1.5	105	70	82	1.65	833.72.065	833.72.061
	5000	1.5	105	70	82	1.65	833.72.066	833.72.062

Recess mounted lights

Monochrome, drill hole Ø: 58 mm (2 5/16")

ILLUMINATING



EXTENDING



SWITCHING



NETWORKING



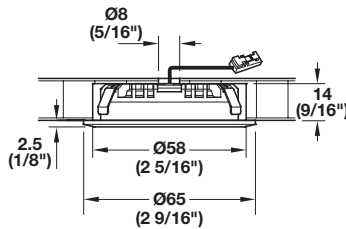

DISTRIBUTING



SUPPLYING



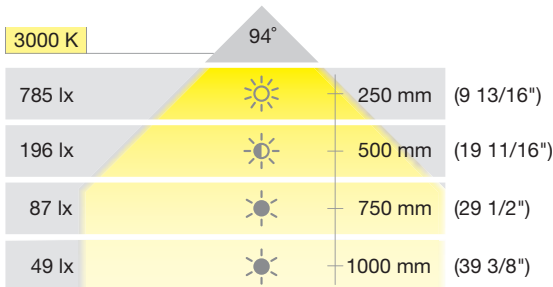
Häfele Loox LED 2039



- > Dimmable: Yes
- > Material: Zinc Alloy
- > Energy efficiency class: A
- > Degree of protection: IP65 after installation
- > Number of LEDs: 18
- > Mounting: For mounting in drilled hole, for clamp fixing
- > Drill hole Ø: 58 mm (2 5/16")
- > Supplied with: 1 light with 4000 mm (157 1/2") lead

12V 5 12V Loox5 12 V driver see page 124
Please order 6-piece adapter set 833.95.753 separately, see page 116.

Note
Loox lights and drivers are "Suitable for use within closet storage spaces"



Voltage	Color temperature	Wattage	Luminous flux	Luminous efficacy	Color rendering index CRI	Weighted energy consumpt.	Matt nickel-plated	Chrome-plated
V	K	W	lm	lm/W	R _a	kWh/1000 h		
12V	3000	2.5	125	50	85	2.75	833.72.091	833.72.092

Dimensional data not binding. Dimensions in mm, inches are approximate. We reserve the right to alter specifications without notice.

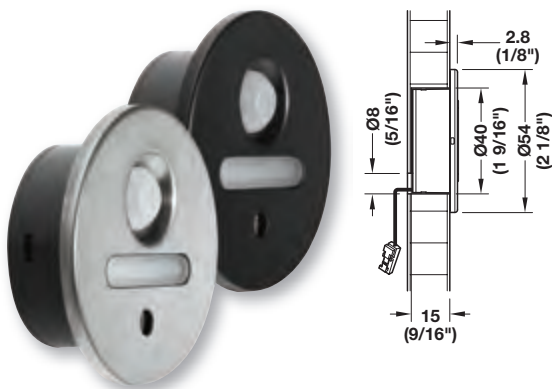


Recess mounted lights

Monochrome, sensor-controlled, drill hole Ø: 40 mm (1 9/16")



Häfele Loox LED 2028 - with motion detector



- > Not dimmable
- > Material: Stainless Steel, Plastic
- > Version: With motion detector active from ambient light less than 15 lx
- > Energy efficiency class: A+
- > Degree of protection: IP44
- > Delay time: approx. 2 min.
- > Sensor range: 0–3000 mm (0–9' 10 1/8")
- > Number of LEDs: 3
- > Mounting: For mounting in drilled hole
- > Drill hole Ø: 40 mm (1 9/16")
- > Supplied with: 1 light with 2000 mm (78 3/4") lead, fixing materials

2700 K

69°

26 lx		250 mm (9 13/16")
7 lx		500 mm (19 11/16")
3 lx		750 mm (29 1/2")
1.6 lx		1000 mm (39 3/8")



12V 512V

Loox5 12 V driver see page 124
Please order 6-piece adapter set 833.95.753 separately, see page 116.



Note

Loox lights and drivers are "Suitable for use within closet storage spaces"

V	K	W	lm	lm/W	R _a	kWh/1000 h	Black	Matt
12V	2700	0.3	4	13	90	0.37	833.73.111	833.73.110

Recess mounted lights

Spotlight monochrome, Ø 35 mm (1 3/8")

ILLUMINATING



EXTENDING



SWITCHING



NETWORKING



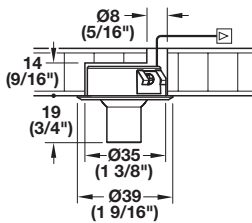

DISTRIBUTING



SUPPLYING



Häfele Loox LED 2093



- > Dimmable: Yes
- > Material/Color: Aluminum
- > Version: Swiveling light head
Powerful spotlight
Metal housing
- > Energy efficiency class: A+
- > Number of LEDs: 1
- > Mounting: For mounting in drilled hole, for clamp fixing
- > Drill hole Ø: 35 mm (1 3/8")
- > Supplied with: 1 light with 2000 mm (78 3/4") lead

5 12V Loox5 12 V driver see page 124

Note
Loox lights and drivers are "Suitable for use within closet storage spaces"

Silver colored

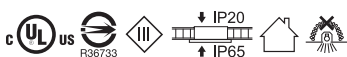
2700 K	3000 K	4000 K	5000 K	24°	
5440 lx	5500 lx	5700 lx	5950 lx		250 mm (9 13/16")
1220 lx	1280 lx	1320 lx	1360 lx		500 mm (19 11/16")
535 lx	568 lx	579 lx	598 lx		750 mm (29 1/2")
290 lx	308 lx	315 lx	327 lx		1000 mm (39 3/8")

Black

2700 K	3000 K	4000 K	5000 K	24°	
5380 lx	5580 lx	5710 lx	5930 lx		250 mm (9 13/16")
1200 lx	1270 lx	1340 lx	1330 lx		500 mm (19 11/16")
522 lx	557 lx	588 lx	580 lx		750 mm (29 1/2")
283 lx	302 lx	322 lx	316 lx		1000 mm (39 3/8")

Voltage	Color	Color temperature	Wattage	Luminous flux	Luminous efficacy	Color rendering index CRI	R9	Item No.
V		K	W	lm	lm/W	R _a	R ₉	
5 12V	Silver colored	2700	1.0	70	70	90	>50	833.72.055
		3000	1.0	75	75	90	>50	833.72.056
		4000	1.0	78	78	90	>50	833.72.057
		5000	1.0	80	80	90	>50	833.72.058
	Black	2700	1.0	50	50	90	>50	833.72.075
		3000	1.0	53	53	90	>50	833.72.076
		4000	1.0	56	56	90	>50	833.72.077
		5000	1.0	60	60	90	>50	833.72.078

Dimensional data not binding. Dimensions in mm, inches are approximate. We reserve the right to alter specifications without notice.

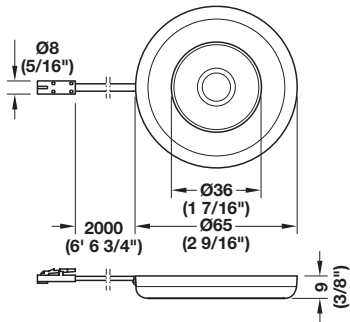


Surface mounted lights

Monochrome, Ø 65 mm (2 9/16")



Häfele Loox LED 2027



- > Dimmable: Yes
- > Material/Finish: Aluminum, silver colored, Plastic
- > Diameter: 65 mm (2 9/16")
- > Height: 9 mm (3/8")
- > Energy efficiency class: A+
- > Degree of protection: IP20
- > Number of LEDs: 27
- > Mounting: For screw fixing
- > Supplied with: 1 light with 2000 mm (78 3/4") lead, fixing materials



12 V 5 12 V

Loox5 12 V driver see page 124
Please order 6-piece adapter set 833.95.753 separately, see page 116.



Note

Loox lights and drivers are "Suitable for use within closet storage spaces"

3000 K	4000 K	5000 K		117°	
867 lx	884 lx	918 lx			250 mm (9 13/16")
216 lx	221 lx	229 lx			500 mm (19 11/16")
96 lx	98 lx	102 lx			750 mm (29 1/2")
54 lx	55 lx	57 lx			1000 mm (39 3/8")

V	Color temperature K	Wattage W	Luminous flux lm	Luminous efficacy lm/W	Color rendering index CRI R _a	Weighted energy consumpt. kWh/1000 h	Item No.
12 V	3000	2.6	190	73	85	2.86	833.72.050
	4000	2.6	208	80	85	2.86	833.72.051
	5000	2.6	218	84	85	2.86	833.72.052

Flexible surface mounted lights

Monochrome with USB

ILLUMINATING



EXTENDING



SWITCHING



NETWORKING



DISTRIBUTING



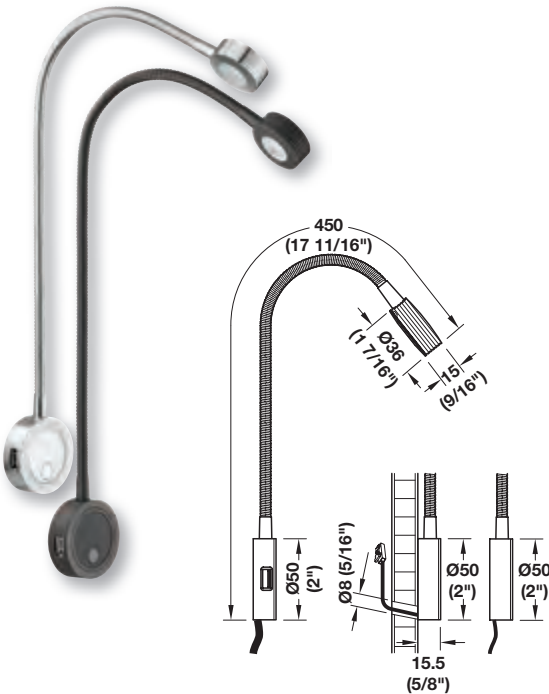
SUPPLYING



Häfele Loox LED 2034



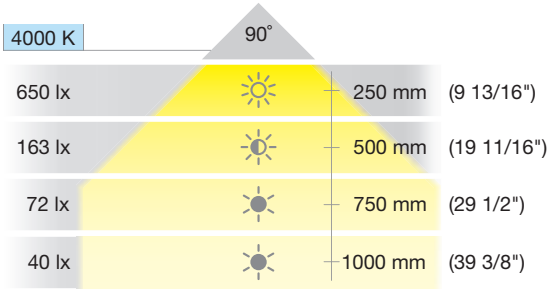
WITH USB CHARGING STATION



- > Dimmable: Yes
- > Version: Integrated twin USB charging station 5 V / 2 A, integrated push switch for 2 brightness levels
- > Material: Aluminum
- > L x W: 450 x 50 mm (17 11/16" x 2")
- > Height: 15.5 mm (5/8")
- > Energy efficiency class: A+
- > Degree of protection: IP20
- > Number of LEDs: 3
- > Color temperature: 4000 K (cool white)
- > Wattage: Max. 17 W (light: 1.5)
- > Luminous flux: 105 lm
- > Luminous efficacy: 70 (lm/W)
- > Mounting: For screw fixing under magnetic cover
- > Supplied with: 1 light with 2000 mm (78 3/4") lead, including fixing materials

12V 5 12V Loox5 12 V driver see page 124
Please order 6-piece adapter set 833.95.753 separately, see page 116.
Min. 20 W driver per light for optimum operation of the USB charging station.

Note
Loox lights and drivers are "Suitable for use within closet storage spaces"



Voltage	Color rendering index CRI	Weighted energy consumpt.	Finish	Item No.
V	R _a	kWh/1000 h		
12V	82	1.65	Black	833.74.097
			Chrome-plated	833.74.096

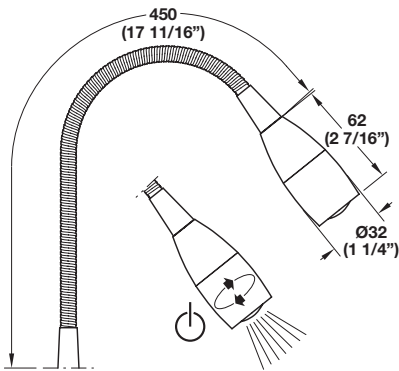
Dimensional data not binding. Dimensions in mm, inches are approximate. We reserve the right to alter specifications without notice.



Flexible surface mounted lights

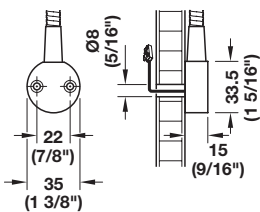
Monochrome

Häfele Loox LED 2018

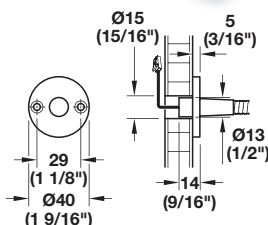


Surface mounted

Recess mounted



Surface mounted



Recess mounted

- > Not dimmable
- > Version: With integrated rotary switch on light head
- > Material/Finish: Aluminum, silver colored anodized
- > Diameter: 32 mm (1 1/4")
- > Energy efficiency class: A
- > Degree of protection: IP20
- > Number of LEDs: 1
- > Color temperature: 3000 K
- > Wattage: 2 W
- > Luminous flux: 89 lm
- > Luminous efficacy: 45 lm/W
- > Mounting: Surface mounted or recess mounted
- > Drill hole Ø: 35 mm (1 3/8")
- > Supplied with: 1 LED light with 2000 mm (78 3/4") lead, fixing materials



12 V 5 12 V

Loox5 12 V driver see page 124

Please order 6-piece adapter set 833.95.753 separately, see page 116.

Voltage V	Color rendering index CRI R_a	Weighted energy consumpt. kWh/1000 h	Length mm	Installation	Item No.
12 V	81	2.20	545.5 (21 1/2")	Surface mounted	833.74.100
			526 (20 11/16")	Recessed	833.74.110



Note

Loox lights and drivers are "Suitable for use within closet storage spaces"

3000 K

69°

1249 lx		250 mm (9 13/16")
312 lx		500 mm (19 11/16")
139 lx		750 mm (29 1/2")
78 lx		1000 mm (39 3/8")

Flexible surface mounted lights

Monochrome

ILLUMINATING

EXTENDING

SWITCHING

NETWORKING

DISTRIBUTING

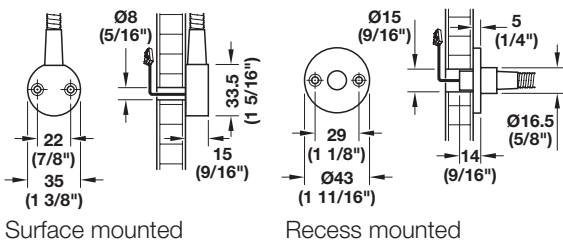
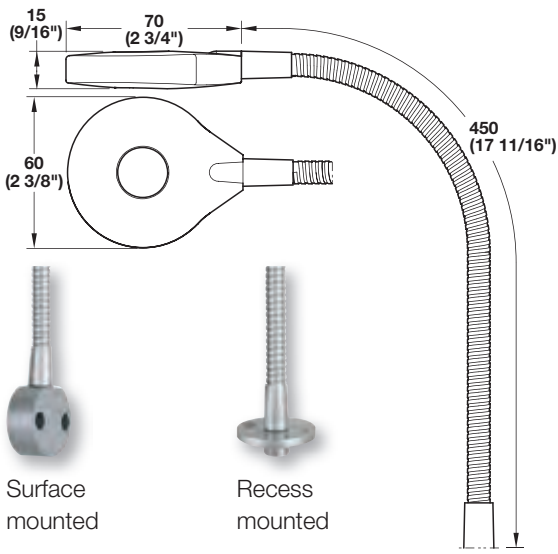
SUPPLYING



Häfele Loox LED 3018



**DIMMABLE
BY FINGER
TOUCH**

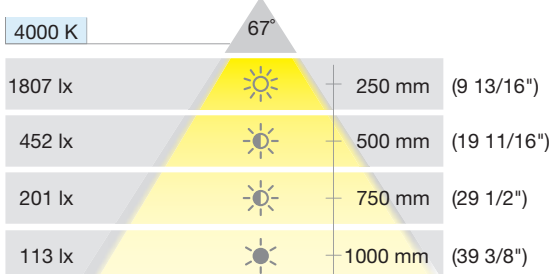


- > Dimmable: Yes
- > Version: With integrated dimmer on light head
- > Material/Color: Plastic, silver colored
- > Ø x L: 60 x 520 mm (2 3/8" x 20 1/2")
- > Energy efficiency class: A
- > Degree of protection: IP20
- > Number of LEDs: 30
- > Color temperature: 4000 K
- > Wattage: 2.8 W
- > Luminous flux: 165 lm
- > Luminous efficacy: 59 lm/W
- > Supplied with: 1 LED light with 2000 mm (78 3/4") lead, fixing materials

Loox5 24 V driver see page 125
Please order 6-piece adapter set 833.77.838 separately, see page 116.

Voltage V	Color rendering index CRI R _a	Weighted energy consumpt. kWh/1000 h	Installation	Silver Colored	Black
24 V	80	3.03	Surface mounted	833.77.001	833.77.004
			Recessed	833.77.000	-

Note
Loox lights and drivers are "Suitable for use within closet storage spaces"



Dimensional data not binding. Dimensions in mm, inches are approximate. We reserve the right to alter specifications without notice.

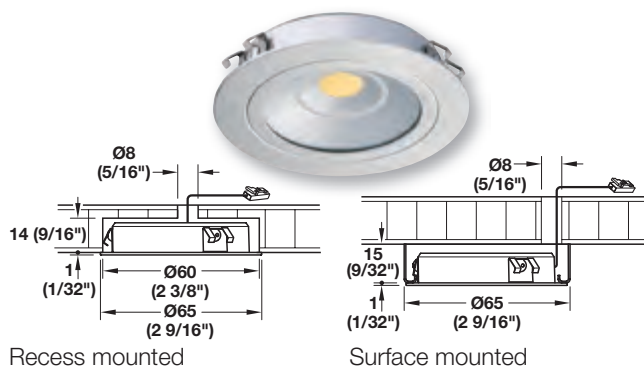



Recess/surface mounted lights

Monochrome, drill hole Ø: 60 mm (2 3/8")



Häfele Loox LED 3010



Recess mounted

Surface mounted

2700 K	3000 K	4000 K	105°	
1240 lx	1240 lx	1325 lx		250 mm (9 13/16")
310 lx	310 lx	331 lx		500 mm (19 11/16")
138 lx	138 lx	147 lx		750 mm (29 1/2")
78 lx	78 lx	83 lx		1000 mm (39 3/8")

24 V **5 24 V** Loox5 24 V driver see page 125
Please order 6-piece adapter set 833.77.838 separately, see page 116.

Note
When switching on the light, the power consumption briefly rises to 5 W per light. Please note when selecting the driver and controls. Use only with Loox drivers.
Loox lights and drivers are "Suitable for use within closet storage spaces"

- > Dimmable: Yes
- > Version: With frosted and clear glass covers
- > Material/Finish: Aluminum, silver colored anodized
- > Energy efficiency class: A+
- > Degree of protection: IP20
- > Number of LEDs: 1
- > Mounting: For mounting in drilled hole, for clamp or screw fixing
- > Drill hole Ø: 60 mm (2 3/8")
- > Supplied with: 1 light with glass clear/matt, 2000 mm (78 3/4") lead, fixing material



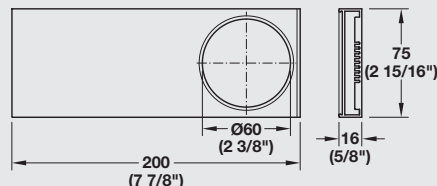
- > Surface mounted ring
- > Ø x H: Ø65 x 15 (2 9/16" x 9/16")
- > Material/Finish: Steel, silver colored

Item No.
833.77.730



- > Housing, for ring
- > Material/Finish: Steel, silver colored

Item No.
833.77.731



Voltage	Color temp.	Wattage	Luminous flux	Luminous efficacy	Color rendering index CRI	Weighted energy consumpt.	Item No.
V	K	W	lm	lm/W	R _a	kWh/1000 h	
24 V	2700	3.25	250	77	90	3.58	833.75.063
	3000	3.25	267	82	90	3.58	833.75.062
	4000	3.25	271	83	90	3.58	833.75.064

Surface mounted lights

Monochrome, Ø 180 mm (7 1/16")

ILLUMINATING



EXTENDING



SWITCHING



NETWORKING



DISTRIBUTING



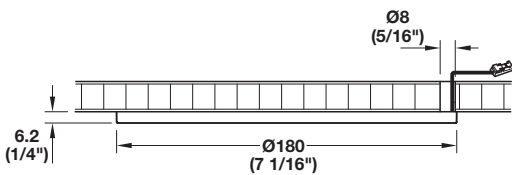
SUPPLYING



Häfele Loox LED 3023



EXTRA SLIM



- > Dimmable: Yes
- > Material/Color: Plastic, silver colored
- > Height: 6.2 mm (1/4")
- > Energy efficiency class: A++
- > Degree of protection: IP20
- > Number of LEDs: 77
- > Mounting: For screw fixing
- > Supplied with: 1 light with 2000 mm (78 3/4") lead, fixing materials

Note
Use only with Loox drivers
Loox lights and drivers are "Suitable for use within closet storage spaces"

24 V 5 24 V Loox5 24 V driver see page 125
Please order 6-piece adapter set 833.77.838 separately, see page 116.

3000 K	4000 K	Beam angle	Height
1874 lx	2273 lx	110°	250 mm (9 13/16")
468 lx	568 lx		500 mm (19 11/16")
208 lx	252 lx		750 mm (29 1/2")
117 lx	142 lx		1000 mm (39 3/8")

Voltage	Color temperature	Wattage	Luminous flux	Luminous efficacy	Color rendering index CRI	Weighted energy consumpt.	Item No.
V	K	W	lm	lm/W	R _a	kWh/1000 h	
24 V	3000	4.8	362	75	82	5.50	833.77.130
	4000	4.8	408	85	82	5.50	833.77.131

Dimensional data not binding. Dimensions in mm, inches are approximate. We reserve the right to alter specifications without notice.



Surface mounted lights

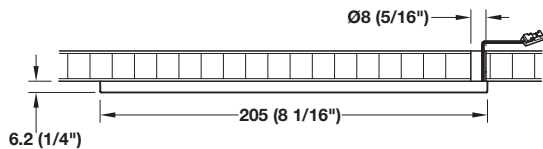
Monochrome, 205 x 205 mm (8 1/16" x 8 1/16")



Häfele Loox LED 3025



EXTRA
SLIM



- > Dimmable: Yes
- > Material/Color: Plastic, silver colored
- > L x W: 205 x 205 mm (8 1/16" x 8 1/16")
- > Height: 6.2 mm (1/4")
- > Energy efficiency class: A++
- > Degree of protection: IP20
- > Number of LEDs: 70
- > Mounting: For screw fixing
- > Supplied with: 1 light with 2000 mm (78 3/4") lead, fixing materials



Note

Use only with Loox drivers

Loox lights and drivers are "Suitable for use within closet storage spaces"



24 V 5 24 V

Loox5 24 V driver see page 125

Please order 6-piece adapter set 833.77.838 separately, see page 116.

3000 K	4000 K	110°	
2153 lx	2581 lx	250 mm (9 13/16")	
538 lx	645 lx	500 mm (19 11/16")	
239 lx	286 lx	750 mm (29 1/2")	
134 lx	161 lx	1000 mm (39 3/8")	

Voltage	Color temperature	Wattage	Luminous flux	Luminous efficacy	Color rendering index CRI	Weighted energy consumpt.	Item No.
V	K	W	lm	lm/W	R _a	kWh/1000 h	
24 V	3000	5.8	430	74	82	7.15	833.77.120
	4000	5.8	530	91	82	7.15	833.77.121

Surface mounted lights

Monochrome, Ø 65 mm (2 9/16")

ILLUMINATING

EXTENDING

SWITCHING

NETWORKING

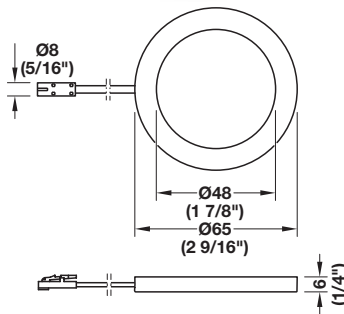
DISTRIBUTING

SUPPLYING

Häfele Loox LED 2050/3035



EXTRA SLIM
6 mm
(1/4")

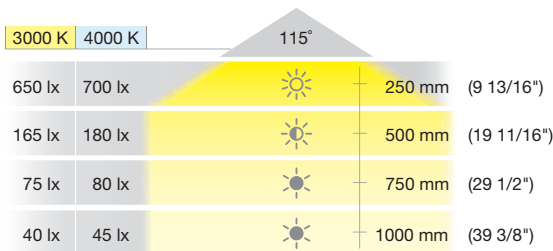


- > Dimmable: Yes
- > Material/Color: Plastic, silver colored
- > Diameter: 65 mm (2 9/16")
- > Height: 6 mm (1/4")
- > Energy efficiency class: A+
- > Degree of protection: IP20
- > Number of LEDs: 8
- > Mounting: For screw fixing
- > Supplied with: 1 light with 2000 mm (78 3/4") lead, including fixing materials

Note
Loox lights and drivers are "Suitable for use within closet storage spaces"

12 V 5 12 V Loox5 12 V driver see page 124
Please order 6-piece adapter set 833.95.753 separately, see page 116.

24 V 5 24 V Loox5 24 V driver see page 125
Please order 6-piece adapter set 833.77.838 separately, see page 116.



Voltage V	Color temperature K	Wattage W	Luminous flux lm	Luminous efficacy lm/W	Color rendering index CRI R _a	Weighted energy consumpt. kWh/1000 h	Item No.
Häfele Loox LED 2050							
12 V	3000	2.5	170	68	90	2.75	833.74.040
	4000	2.5	180	72	90	2.75	833.74.041
Häfele Loox LED 3035							
24 V	3000	2.5	170	68	90	2.75	833.77.190
	4000	2.5	180	72	90	2.75	833.77.191



Surface mounted lights

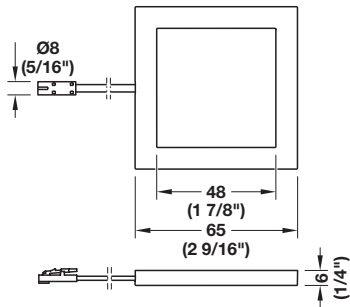
Monochrome, 65 x 65 mm (2 9/16" x 2 9/16")



Häfele Loox LED 2051/3036



EXTRA
SLIM
6 mm
(1/4")



3000 K		4000 K		115°	
750 lx	800 lx			250 mm	(9 13/16")
190 lx	210 lx			500 mm	(19 11/16")
85 lx	90 lx			750 mm	(29 1/2")
50 lx	50 lx			1000 mm	(39 3/8")

- > Dimmable: Yes
- > Material/Color: Plastic, silver colored
- > L x W: 65 x 65 mm (2 9/16" x 2 9/16")
- > Height: 6 mm (1/4")
- > Energy efficiency class: A+
- > Degree of protection: IP20
- > Number of LEDs: 8
- > Mounting: For screw fixing
- > Supplied with: 1 light with 2000 mm (78 3/4") lead, fixing materials



Note

Loox lights and drivers are "Suitable for use within closet storage spaces"



12 V 5 12 V

Loox5 12 V driver see page 124
Please order 6-piece adapter set 833.95.753 separately, see page 116.

24 V 5 24 V

Loox5 24 V driver see page 125
Please order 6-piece adapter set 833.77.838 separately, see page 116.

Voltage V	Color temperature K	Wattage W	Luminous flux lm	Luminous efficacy lm/W	Color rendering index CRI P _a	Weighted energy consumpt. kWh/1000 h	Item No.
Häfele Loox LED 2051							
12 V	3000	2.5	190	76	90	2.75	833.74.030
	4000	2.5	200	80	90	2.75	833.74.031
Häfele Loox LED 3036							
24 V	3000	2.5	190	76	90	2.75	833.77.180
	4000	2.5	200	80	90	2.75	833.77.181

Surface mounted lights

RGB, 65 x 65 mm (2 9/16" x 2 9/16")

ILLUMINATING

EXTENDING

SWITCHING

NETWORKING

DISTRIBUTING

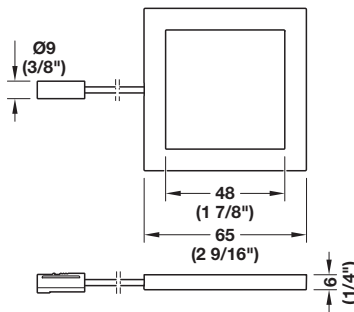
SUPPLYING



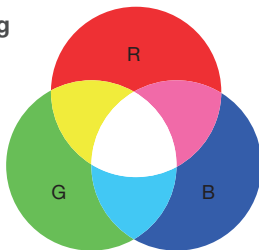
Häfele Loox5 LED 2081 / 3081



EXTRA SLIM
6 mm
(1/4")



Color mixing



- > Material: Plastic
- > L x W: 65 x 65 mm (2 9/16" x 2 9/16")
- > Height: 6 mm (1/4")
- > Degree of protection: IP20
- > Refraction angle: 115°
- > Mounting: For screw fixing
- > Supplied with: 1 light with 2000 mm (78 3/4") lead, fixing materials



5 12V

Loox5 12 V driver see page 124

5 24V

Loox5 24 V driver see page 125



Note

Loox lights and drivers are "Suitable for use within closet storage spaces"



Color control only via 6-way distributor Häfele Connect Mesh with RGB adapter and remote control or smartphone. Please order separately, see Networking, page 95.

RGB lights

- > Mix any combination of intensive light colors
- > Creative decorative effects
- > Create an invigorating or relaxing atmosphere

Voltage V	Number of LEDs	Color temp. K	Wattage W	Luminous flux lm	Luminous efficacy lm/W	Weighted energy consumpt. kWh/1000 h	Item No.
5 12V	Häfele Loox5 LED 2081						
	6	RGB	0.7	20	29	0.77	833.74.127
5 24V	Häfele Loox5 LED 3081						
	6	RGB	0.7	20	29	0.77	833.77.230


Dimensional data not binding. Dimensions in mm, inches are approximate. We reserve the right to alter specifications without notice.

Elite wardrobe tube profiles


Aluminum



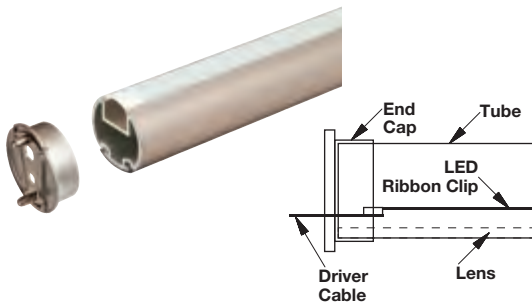
Häfele Loox LED 2037



IP20



matt aluminum polished chrome matt nickel oil-rubbed bronze matt gold slate



- > CRI 90 lights are Title 24 compliant
- > CRI 90 lights offer more vibrant, true color rendering than lower CRI products
- > A great way to brighten up your closet space
- > 2 color temperatures available
- > 6 finishes to choose from
- > Comes ready to install
- > Tube is cut 6 mm (1/4") shorter than nominal size to allow room for end caps and driver cable exit
- > Degree of protection: IP20

3000 K	4000 K	120°		
816 lx	901 lx		250 mm	(9 13/16")
204 lx	225 lx		500 mm	(19 11/16")
91 lx	100 lx		750 mm	(29 1/2")
51 lx	56 lx		1000 mm	(39 3/8")



Note

Position cable around and out of tube between lens and end cap or through end cap exit hole.
Loox lights and drivers are "Suitable for use within closet storage spaces"



12V 512V

Loox5 12 V driver see page 124

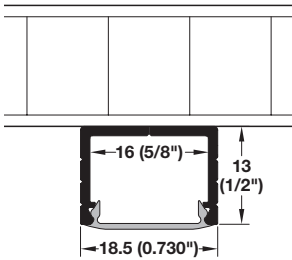

Please order 6-piece adapter set 833.95.753 separately, see page 116.

Matt aluminum	833.71.032	833.71.033	833.71.034	833.71.035	833.71.024	833.71.025	833.71.026	833.71.027
Polished chrome	833.71.064	833.71.065	833.71.066	833.71.067	833.71.056	833.71.057	833.71.058	833.71.059
Matt nickel	830.28.780	830.28.781	830.28.782	830.28.783	830.28.785	830.28.786	830.28.787	830.28.788
Oil-rubbed bronze	833.71.048	833.71.049	833.71.050	833.71.051	833.71.040	833.71.041	833.71.042	833.71.043
Matt gold	833.71.916	833.71.917	833.71.918	833.71.919	833.71.912	833.71.913	833.71.914	833.71.915
Slate	830.28.810	830.28.811	830.28.812	830.28.813	830.28.814	830.28.815	830.28.816	830.28.817
Light Color (K)	3000 (warm white)				4000 (cool white)			
Length	457 (18")	610 (24")	762 (30")	915 (36")	457 (18")	610 (24")	762 (30")	915 (36")
Wattage	1.8	2.4	3.1	3.7	1.8	2.4	3.1	3.7
Lumen	146	195	243	292	146	195	243	292
CRI	90*							
Material	Aluminum							
Supplied with	Tube, lens, Loox 2037 flexible strip light, 2000 mm (78 3/4") driver cable, 2 end caps							

Surface mounted strip lights

With inline dimmer switch

Häfele Loox LED 2029



- > CRI 90 lights are Title 24 compliant
- > CRI 90 lights offer more vibrant, true color rendering than lower CRI products
- > Life time: 30,000 hours
- > Supplied ready to install
- > Optimal lengths for installing under your wall cabinets to brighten up your countertop workspace
- > Linkable to other light bars refer to page 74

12V 5 12V Loox5 12 V driver see page 124
Please order 6-piece adapter set 833.95.753 separately, see page 116.

Note
Loox lights and drivers are "Suitable for use within closet storage spaces"

3000 K	4000 K	120°		
2090 lx	2215 lx		250 mm	(9 13/16")
522 lx	554 lx		500 mm	(19 11/16")
232 lx	246 lx		750 mm	(29 1/2")
130 lx	138 lx		1000 mm	(39 3/8")

Light Color (K)	3000 (warm white)				4000 (cool white)			
Lumen per watt	85							
CRI	90*							
Item No.	833.73.530	833.73.532	833.71.213	833.73.534	833.73.550	833.73.552	833.71.218	833.73.554
Length	152 (6")	229 (9")	305 (12")	381 (15")	152 (6")	229 (9")	305 (12")	381 (15")
Wattage	0.7	1.5	2.4	2.9	0.7	1.5	2.4	2.9
LEDs	9	18	27	36	9	18	27	36
Lumen	62	124	186	249	62	124	186	249
Item No.	833.73.536	833.73.538	833.71.214	833.73.540	833.73.556	833.73.558	833.71.219	833.73.562
Length	457 (18")	533 (21")	610 (24")	686 (27")	457 (18")	533 (21")	610 (24")	686 (27")
Wattage	3.7	4.4	5.4	5.9	3.7	4.4	5.4	5.9
LEDs	45	54	63	72	45	54	63	72
Lumen	311	373	435	497	311	373	435	497
Item No.	833.71.215	833.73.542	833.71.216	833.73.544	833.71.220	833.73.564	833.71.221	833.73.566
Length	762 (30")	832 (33")	915 (36")	991 (39")	762 (30")	832 (33")	915 (36")	991 (39")
Wattage	6.8	7.3	8.3	8.8	6.8	7.3	8.3	8.8
LEDs	81	90	99	108	81	90	99	108
Lumen	559	622	683	746	559	622	683	746
Item No.	833.71.217		833.73.546		833.71.222		833.73.568	
Length	1067 (42")		1143 (45")		1067 (42")		1143 (45")	
Wattage	9.7		10.2		9.7		10.2	
LEDs	117		126		117		126	
Lumen	807		870		807		870	
Material	Aluminum, clear anodized; Lens: milk							
Supplied with	2000 mm (78 3/4") driver connection cable with integrated switch, 100 mm (4") female mini driver cable, mounting brackets, screws, two-sided mounting tape							

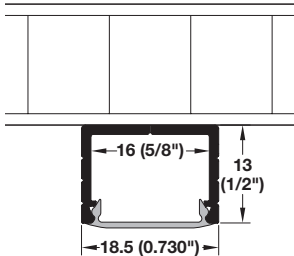
Dimensional data not binding. Dimensions in mm, inches are approximate. We reserve the right to alter specifications without notice.

Surface mounted strip lights

With linkable cable



Häfele Loox LED 2029



- > CRI 90 lights are Title 24 compliant
- > CRI 90 lights offer more vibrant, true color rendering than lower CRI products
- > Life time: 30,000 hours
- > Supplied ready to install
- > Optimal lengths for installing under your wall cabinets to brighten up your countertop workspace
- > Linkable to other light bars refer to page 73



12V **5**12V

Loox5 12 V driver see page 124

Please order 6-piece adapter set 833.95.753 separately, see page 116.



Note

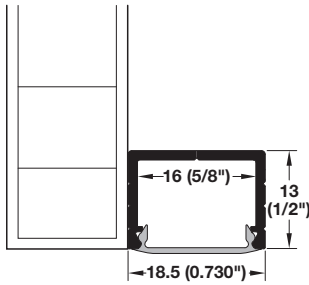
Loox lights and drivers are "Suitable for use within closet storage spaces"

3000 K	4000 K	120°		
2090 lx	2215 lx		250 mm	(9 13/16")
522 lx	554 lx		500 mm	(19 11/16")
232 lx	246 lx		750 mm	(29 1/2")
130 lx	138 lx		1000 mm	(39 3/8")

Light Color (K)	3000 (warm white)				4000 (cool white)			
	85				90*			
Lumen per watt	85				90*			
CRI	90*				90*			
Item No.	833.73.531	833.73.533	833.71.223	833.73.535	833.73.551	833.73.553	833.71.228	833.73.555
Length	152 (6")	229 (9")	305 (12")	381 (15")	152 (6")	229 (9")	305 (12")	381 (15")
Wattage	1.0	1.7	2.9	3.2	1.0	1.7	2.9	3.2
LEDs	12	21	30	39	12	21	30	39
Lumen	83	145	207	269	83	145	207	269
Item No.	833.73.537	833.73.539	833.71.224	833.73.541	833.73.557	833.73.559	833.71.229	833.73.563
Length	457 (18")	533 (21")	610 (24")	686 (27")	457 (18")	533 (21")	610 (24")	686 (27")
Wattage	3.9	4.6	5.8	6.1	3.9	4.6	5.8	6.1
LEDs	48	57	66	75	48	57	66	75
Lumen	332	394	455	518	332	394	455	518
Item No.	833.71.225	833.73.543	833.71.226	833.73.545	833.71.230	833.73.565	833.71.231	833.73.567
Length	762 (30")	832 (33")	915 (36")	991 (39")	762 (30")	832 (33")	915 (36")	991 (39")
Wattage	7.3	7.6	8.8	9.0	7.3	7.6	8.8	9.0
LEDs	84	93	102	111	84	93	102	111
Lumen	580	642	704	767	580	642	704	767
Item No.	833.71.227		833.73.547		833.71.232		833.73.569	
Length	1067 (42")		1143 (45")		1067 (42")		1143 (45")	
Wattage	10.2		10.5		10.2		10.5	
LEDs	120		129		120		129	
Lumen	828		891		828		891	
Material	Aluminum, clear anodized; Lens: milk							
Supplied with	100 mm (4") male mini driver cable, 100 mm (4") female mini driver cable, mounting brackets, screws, two-sided mounting tape							

Surface mounted drawer lights

Häfele Loox LED 2037



- > CRI 90 lights are Title 24 compliant
- > CRI 90 lights offer more vibrant, true color rendering than lower CRI products
- > Life time: 30,000 hours
- > Supplied ready to install
- > Optimal lengths for installing behind face frames in drawer applications



12V **5** 12V

Loox5 12 V driver see page 124
Please order 6-piece adapter set 833.95.753 separately, see page 116.



Note

Loox lights and drivers are "Suitable for use within closet storage spaces"



> Optional brackets for frameless cabinet mounting

Version	Item No.
Light bar clip	260.26.932
Surface mount clip	260.26.934

3000 K	4000 K	120°		
816 lx	901 lx		250 mm	(9 13/16")
204 lx	225 lx		500 mm	(19 11/16")
91 lx	100 lx		750 mm	(29 1/2")
51 lx	56 lx		1000 mm	(39 3/8")

Light Color (K)	4000 (cool white)			3000 (warm white)			
	Lumen per watt	CRI	Item No.	Lumen per watt	CRI	Item No.	
85	90*	833.71.310	833.71.311	833.71.312	833.71.320	833.71.321	833.71.322
Length		229 (9")	305 (12")	381 (15")	229 (9")	305 (12")	381 (15")
Wattage		0.8	1.1	1.4	0.8	1.1	1.4
LEDs		24	33	42	24	33	42
Lumen		68	94	119	64	88	112
Item No.		833.71.313	833.71.314	833.71.315	833.71.323	833.71.324	833.71.325
Length		457 (18")	533 (21")	610 (24")	457 (18")	533 (21")	610 (24")
Wattage		1.7	2.0	2.3	1.7	2.0	2.3
LEDs		51	60	69	51	60	69
Lumen		145	170	196	136	160	184
Item No.		833.71.316	833.71.317	833.71.318	833.71.326	833.71.327	833.71.328
Length		686 (27")	762 (30")	832 (33")	686 (27")	762 (30")	832 (33")
Wattage		2.6	2.9	3.2	2.6	2.9	3.2
LEDs		78	87	96	78	87	96
Lumen		221	247	272	208	232	256
Item No.		833.71.319				833.71.329	
Length		915 (36")				915 (36")	
Wattage		3.5				3.5	
LEDs		105				105	
Lumen		298				280	
Material		Aluminum, clear anodized; Lens: milk					
Supplied with		50 mm (2") male mini driver cable, mounting brackets					

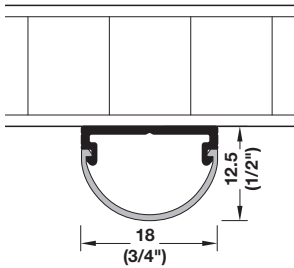
Dimensional data not binding. Dimensions in mm, inches are approximate. We reserve the right to alter specifications without notice.

Surface mounted drawer light

With IR sensor



Häfele Loox LED 2037



3000 K	4000 K	120°	
816 lx	901 lx		250 mm (9 13/16")
204 lx	225 lx		500 mm (19 11/16")
91 lx	100 lx		750 mm (29 1/2")
51 lx	56 lx		1000 mm (39 3/8")

- > CRI 90 lights are Title 24 Compliant
- > CRI 90 lights offer more vibrant, true color rendering than lower CRI products
- > Lifetime: 30,000 hours
- > Supplied ready to install
- > Optimal lengths for installing behind face frames and in frameless cabinets for drawer applications (brackets required)
- > W x H: 18 x 12.5 mm (3/4" x 1/2")



12 V 5 12 V

Loox5 12 V driver see page 124

Please order 6-piece adapter set 833.95.753 separately, see page 116.



Note

Loox lights and drivers are "suitable for use within closet storage spaces"



Drawer light bar clip

- > Optional brackets for frameless cabinet mounting

Item No.
260.26.933

Light Color (K)	4000 (cool white)			3000 (warm white)		
	85			80		
Lumen per watt	85			80		
CRI	90*			90*		
Item No.	833.73.811	833.73.608	833.73.600	833.73.810	833.73.609	833.73.604
Length	250 (10")	330 (13")	406 (16")	250 (10")	330 (13")	406 (16")
Wattage	0.73	1.03	1.33	0.73	1.03	1.33
LEDs	21	30	39	21	30	39
Lumen	60	85	111	56	80	104
Item No.	833.73.601	833.73.602	833.73.603	833.73.605	833.73.606	833.73.607
Length	559 (22")	711 (28")	864 (34")	559 (22")	711 (28")	864 (34")
Wattage	1.93	2.53	3.13	1.93	2.53	3.13
LEDs	60	75	96	60	75	96
Lumen	170	213	272	160	200	256
Material	Aluminum, clear anodized; Lens: milk					
Supplied with	2000 mm (78 3/8") cable, mounting brackets					

Bath fixtures



Häfele multi-functional mirror



IP44



Touch Control Icons:



- > Make-up lighting, mood lighting, demister to prevent the mirror from steaming up and a sound system in one product
- > Pre-configured mirror unit is easy to install
- > Integrated touch switch on mirror surface allows for easy cleaning
- > Demister stand-by after 45 min.

- > Lighting a front color temperature/color rendering index: 2700/4000 K, >90
Memory function for previously selected mirror color.
- > Background lighting color temperature/color rendering index: 2700 K, >90
- > Nominal voltage: DC 12 V
- > Input voltage: 100–240 V; 50–60 Hz
- > Designer touch switch stand-by/Operation: blue, warm white, red
- > Sound system/password: Bluetooth® sound transducer, 0000
- > Material: Mirror: Glass, LED profile: Aluminum
- > Mounting: Vertically or horizontally
- > Supplied with: Drilling template, connection lead for 90° AC plug, z-bracket, fixing material



Note

The mirror is equipped with built-in LED lights that cannot be replaced. LED lights energy efficiency: Class A

W x H x D	Lumen	Wattage	Item No.
900 x 600 x 54 (35 7/16" x 23 5/8" x 2 1/8")	1080	95	983.19.510
900 x 900 x 54 (35 7/16" x 35 7/16" x 2 1/8")	1300	102	983.19.520
1200 x 900 x 54 (47 1/4" x 35 7/16" x 2 1/8")	1560	111	983.19.530

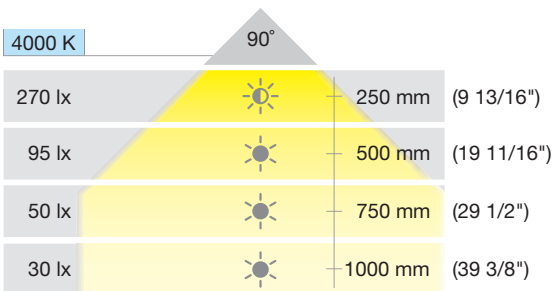
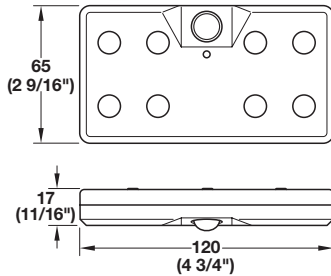
Dimensional data not binding. Dimensions in mm, inches are approximate. We reserve the right to alter specifications without notice.

Surface mounted light

Battery-operated light, monochrome, 120 x 65 mm (4 3/4" x 2 9/16")



Häfele Loox LED 9004



- > Version: With motion detector, twilight switch with built-in rechargeable lithium-ion battery
- > Material/Color: Plastic, silver colored
- > L x W: 120 x 65 mm (4 3/4" x 2 9/16")
- > Height: 17 mm (11/16")
- > Energy efficiency class: A++
- > Degree of protection: IP20
- > Number of LEDs: 8
- > Sensor range: 0–2000 mm (0–78 3/4")
- > Sensor angle: 120°
- > Delay time: 30 sec.
- > Operating time: 8 hrs.
- > Charging time: 3 hrs.
- > Two operating modes: Motion: permanently active motion detector
Auto: motion detector active with residual brightness of <5 lx
- > Mounting: Mounting plate for screw fixing; light for sliding on
- > Supplied with: 1 light with mounting plate for screw fixing and 0.8 m micro-USB cable



The light can be recharged using the supplied micro-USB cable

Color temperature K	Wattage W	Luminous flux lm	Luminous efficacy lm/W	Color rendering index CRI R _a	Item No.
4000	0.8	55	69	>90	833.87.021

Drawer light

Battery-operated light, monochrome length 300 mm (11 13/16")

ILLUMINATING



EXTENDING



SWITCHING



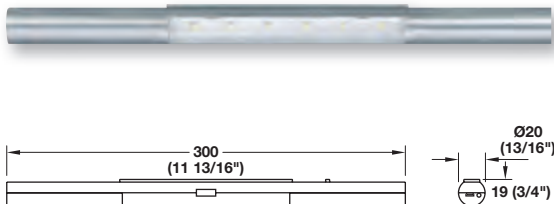

NETWORKING



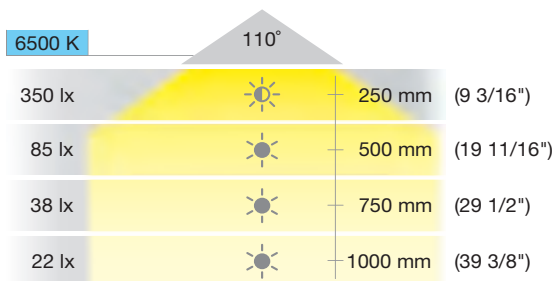
DISTRIBUTING



SUPPLYING



- > Version: With automatic shut-off
- > Material: Plastic
- > Diameter: 20 mm (13/16")
- > Length: 300 mm (11 13/16")
- > Degree of protection: IP20
- > Number of LEDs: 6
- > Operating time: 6 hrs.
- > Charging time: 3–4 hrs.
- > 2 operating modes:
 1. Door sensor switch (factory setting): Door open, light on – door closed, light off. Energy-saving mode after 30 seconds: LED flashes 2 to 3 times and then turns off.
 2. Sensor switch: Manual on/off switching at the sensor
- > Mounting: The light is slid onto the mounting plate
- > Supplied with: 1 light with mounting plate for screw fixing and 0.8 m (31 1/2") micro-USB cable



The light can be recharged using the supplied micro-USB cable

Color temperature K	Wattage W	Luminous flux lm	Luminous efficacy lm/W	Color rendering index CRI R _a	Color	Item No.
6500	0.6	51	85	82	Silver color lacquered	833.87.020

Dimensional data not binding. Dimensions in mm, inches are approximate. We reserve the right to alter specifications without notice.





Extending



Charging stations

ESC 2002 inductive charging station	> Page 81
ESC 2001 USB charging station, modular	> Page 81



Sound systems

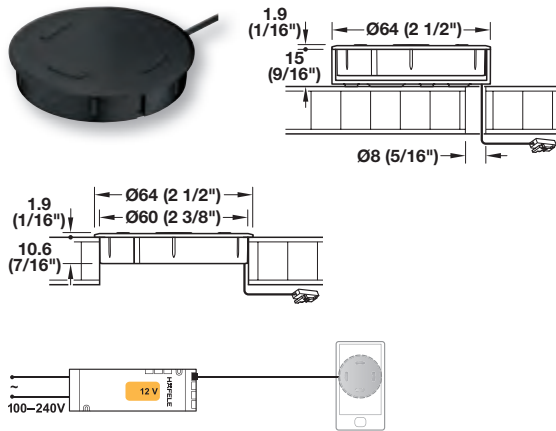
105 sound system	> Page 82
420 E sound system, exciter speakers	> Page 83



Charging stations



Häfele Loox ESC 2002 inductive charging station - for 12 V system



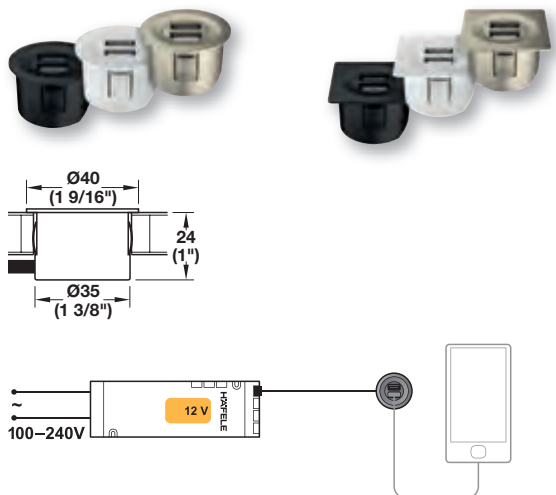
- > Material/Color: Plastic, matt black
- > Diameter: 64 mm (2 1/2")
- > Charging current: 1 A
- > Output voltage: 5 V
- > Standby power consumption: 0.3 W
- > Power consumption: Max. 10 W
- > Standard: WPC compatible
- > Supplied with: 1 inductive charging station with mounting ring and 2000 mm (78 3/4") lead

Item No.
833.73.776

! Drill hole Ø for plug: 8 mm (5/16")

+ **12 V 5 12 V** Loox5 12 V driver see page 124
Please order 6-piece adapter set 833.95.753 separately, see page 116.

Häfele Loox ESC 2001 USB charging station, modular - for 12 V system



- > Material: Plastic, matt
- > Output voltage: 5 V
- > Output current: 2 A
- > Power consumption: Max. 15 W
- > Drill hole Ø: 35 mm (1 3/8")
- > Mounting: For mounting in drilled hole, for clamp fixing
- > Supplied with: 1 USB charging station

Color	Round	Straight-edged
Black	833.73.751	833.73.754
Nickel-plated	833.73.753	833.73.756
White	833.73.752	833.73.755

+ **Lead with snap-in connector**
> Monochrome (2-wire 24 AWG)

Length	Item No.
100 (39 3/8")	833.95.789
2000 (78 3/4")	833.95.788

! Please order lead separately.

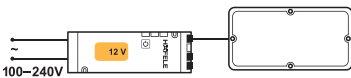
+ **5 12 V** Loox5 12 V driver see page 124

Dimensional data not binding. Dimensions in mm, inches are approximate. We reserve the right to alter specifications without notice.

Sound systems



105 sound system



Sound system (mono with integrated exciter speaker)

- > Material/Color: Plastic, black
- > L x W x H: 140 x 66 x 25 mm (5 1/2" x 2 5/8" x 1")
- > Power consumption: Operation: 7 W, standby: <0.3 W
- > Music wattage: 5 W (RMS)
- > Reception range: Max. 10,000 mm (32' 9 11/16")
- > Mounting: For screw fixing
- > Supplied with: 1 Bluetooth® receiver and 2000 mm (78 3/4") lead

Item No.
822.65.000

Please observe the installation regulations for bathrooms.

12V 5 12V Loox5 12 V driver see page 124
Please order 6-piece adapter set 833.95.753 separately, see page 116.

Sound systems



ILLUMINATING



EXTENDING



SWITCHING



NETWORKING



DISTRIBUTING



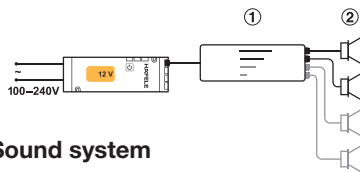
SUPPLYING



420 E sound system - with speakers



> App for individual settings available on request



- ① Sound system
- ② Exciter speakers

+ Please order extension lead 2000 mm (78 3/4") 833.73.766 for exciter speaker separately.

- > Material/Color: Plastic, black
- > L x W x H: 140 x 45 x 15 mm (5 1/2" x 1 3/4" x 9/16")
- > Power consumption: Operation with 2 exciter speakers: Max. 19 W, operation with 4 exciter speakers: Max. 32 W, standby: <0.3 W
- > Music wattage: Operation with 2 or 4 exciter speakers: 2 x 10 W (RMS)
- > Reception range: Max. 10 m (32' 9 11/16")
- > Mounting: For screw fixing
- > Supplied with: 1 Bluetooth® receiver with 2000 mm (78 3/4") lead and 4 connections for exciter speakers, incl. 2 exciter speakers

Item No.
822.65.034

! Please observe the installation regulations for bathrooms. Can be installed on glass and mirror glass 3–6 mm (1/8"–1/4"), acrylic glass 3 mm (1/8"), chipboard 10–20 mm (3/8"–3/4") and mineral composite boards.

+ **12V 5 12V** Loox5 12 V driver see page 124
Please order 6-piece adapter set 833.95.753 separately, see page 116.

- +** **Exciter speaker**
- > Dimensions: Ø 65 x 22 mm (2 9/16" x 7/8")
- > Wattage: Rated/music load capacity 4/15 W
- > Mounting: For screw fixing or for glue fixing
- > Supplied with: 1 exciter speaker with 1 m (39 3/8") speaker lead

Item No.
822.65.039

Dimensional data not binding. Dimensions in mm, inches are approximate. We reserve the right to alter specifications without notice.



Switching

Sensor switches


Sensor switch	> Page 85
Door sensor switch	> Page 85
Motion detector	> Page 85
Dimmer	> Page 86
Capacitive switch/ dimmer	> Page 86
Sensor switch, surface mounted	> Page 87
Door sensor switch, surface mounted	> Page 87
Dimmer, surface mounted	> Page 87



85

Sensor switch for aluminum profiles

Dimmer	> Page 88
Motion detector	> Page 88



88

Mechanical switches

Universal door contact switch	> Page 89
Door contact switch	> Page 89
Push switch	> Page 89
Rocker switch	> Page 90
Housing for switch, surface mounted	> Page 90



89

Dimmer interface

Dimmer interface 0-10 V, modular	> Page 91
-------------------------------------	-----------



91

Multi-switch box, multi-driver box

Multi-switch box	> Page 92
Multi-driver box	> Page 92



92

Symbol overview

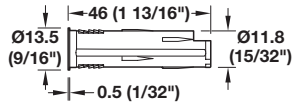
Sensor switch Touch-Free, soft on/off switching	
Door sensor switch Soft on/off switching	
Motion detector Automatic on/off switching	
Dimmer Soft on/off switching and dimming	
Capacitive switch/dimmer Soft on/off switching and dimming	
Universal door contact switch On/off switching	
Door contact switch On/off switching, door closed = light off, door open = light on	
Push switch On/off switching	
Rocker switch On/off switching	

Sensor switches



Häfele Loox sensor switch, modular - touch-free, soft on/off switching

TOUCH-FREE



- > Material/Color: Plastic, silver colored
- > Degree of protection: IP20
- > Sensor range: 0–80 mm (0–3 1/8")
- > Power consumption: ≤0.3 W
- > Drill hole Ø: 12 mm (1/2")
- > Supplied with: 1 switch

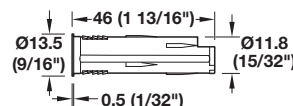
Item No.

833.89.127

+ Please order lead with snap-in connector for modular switches driver separately. Length 2000 mm (78 3/4"): Item No. 833.89.142, see page 89.

! On/off state is stored without the need for power supply (memory function).

Häfele Loox door sensor switch, modular - soft on/off switching



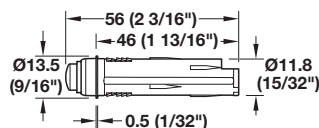
- > Material/Color: Plastic, silver colored
- > Degree of protection: IP20
- > Sensor range: 0–100 mm (0–4")
- > Power consumption: ≤0.3 W
- > Drill hole Ø: 12 mm (1/2")
- > Supplied with: 1 switch

Item No.

833.89.128

+ Please order lead with snap-in connector for modular switches driver separately. Length 2000 mm (78 3/4"): Item No. 833.89.142, see page 89.

Häfele Loox motion detector, modular - automatic on/off switching



- > Material/Color: Plastic, silver colored
- > Degree of protection: IP20
- > Sensor range: 0–3000 mm (0–118")
- > Sensor angle: 120 °
- > Power consumption: ≤0.1 W
- > Drill hole Ø: 12 mm (1/2")
- > Supplied with: 1 motion detector

Delay time

30 sec.
320 sec.

Item No.

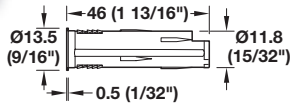

833.89.129
833.89.148

+ Please order lead with snap-in connector for modular switches driver separately. Length 2000 mm (78 3/4"): Item No. 833.89.142, see page 89.

Sensor switches

Häfele Loox dimmer, modular - soft on/off switching and dimming

TOUCH/
TOUCH-FREE



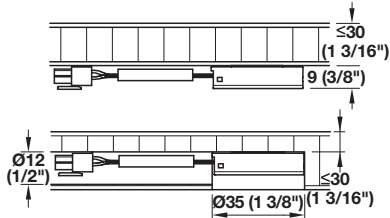
- > Material/color: Plastic, silver colored
- > Degree of protection: IP20
- > Power consumption: ≤0.3 W
- > Drill hole Ø: 12 mm (1/2")
- > Supplied with: 1 dimmer

	Sensor range	Item No.
Touch	-	833.89.058
Touch-free	0-60 mm (0-2 3/8')	833.89.126

+ Please order lead with snap-in connector for modular switches driver separately. Length 2000 mm (78 3/4"): Item No. 833.89.142, see page 89.

! Dimming value is stored without the need for voltage supply (memory function)

Häfele Loox capacitive switch/dimmer, modular - soft on/off switching and dimming



- > Manual operation (proximity sensor), memory function
- > Concealed installation in wood, glass or stone (not in ferrous metal materials) at a maximum depth of 30 mm (1 3/16")
- > For screw fixing or recess mounting (drill hole Ø 35 mm (1 3/8"))
- > A distance of min. 500 mm (19 11/16") away from electromagnetic fields (power lines, microwave) must be adhered to.

- > Material/Color: Plastic, silver colored
- > Diameter: 35 mm (1 3/8")
- > Height: 10 mm (3/8")
- > Degree of protection: IP20
- > Power consumption: ≤1 W
- > Supplied with: 1 switch

	Item No.
	833.89.133

+ Please order lead with snap-in connector for modular switches driver separately. Length 2000 mm (78 3/4"): Item No. 833.89.142, see page 89.

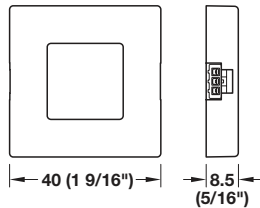

This completely invisible operating solution opens up new possibilities in continuously adjustable light control.

Sensor switches



Häfele Loox sensor switch, surface mounted modular - touch-free on/off switching

TOUCH-FREE



- > Material/Color: Plastic, silver colored
- > L x W x H: 40 x 40 x 8.5 mm (1 9/16" x 1 9/16" x 5/16")
- > Degree of protection: IP20
- > Sensor range: 0–80 mm (0–3 1/8")
- > Power consumption: ≤0.3 W
- > Supplied with: 1 switch with fixing material

Item No.

833.89.136

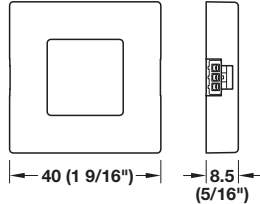



Please order lead with snap-in connector for modular switches driver separately. Length 2000 mm (78 3/4"): Item No. 833.89.142, see page 89.



On/off state is stored without the need for power supply (memory function).

Häfele Loox door sensor switch, surface mounted modular - soft on/off switching



- > Material: Plastic
- > L x W x H: 40 x 40 x 8.5 mm (1 9/16" x 1 9/16" x 5/16")
- > Degree of protection: IP20
- > Sensor range: 0–100 mm (0–4")
- > Power consumption: ≤0.3 W
- > Supplied with: 1 switch with fixing material

Silver colored

833.89.137

Black

833.89.182

White



833.89.183



Please order lead with snap-in connector for modular switches driver separately. Length 2000 mm (78 3/4"): Item No. 833.89.142, see page 89.

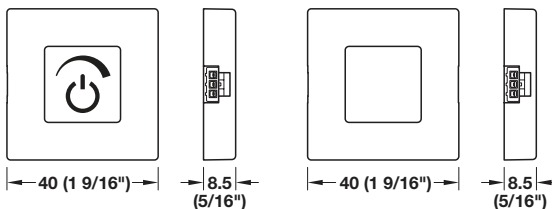
Häfele Loox dimmer, surface mounted modular - soft on/off switching and dimming

TOUCH/ TOUCH-FREE



Touch

Touch-free



- > Material: Plastic
- > L x W x H: 40 x 40 x 8.5 mm (1 9/16" x 1 9/16" x 5/16")
- > Degree of protection: IP20
- > Sensor range: 0–100 mm (0–4")
- > Power consumption: ≤0.3 W
- > Supplied with: 1 switch with fixing material

	Sensor range	Color	Item No.
Touch	–	silver colored	833.89.134
Touch-free	0–80 (0–3 1/8")	silver colored	833.89.135
Touch	–	black	833.89.176
Touch	–	white	833.89.177



Please order lead with snap-in connector for modular switches driver separately. Length 2000 mm (78 3/4") : Item No. 833.89.142, see page 89.

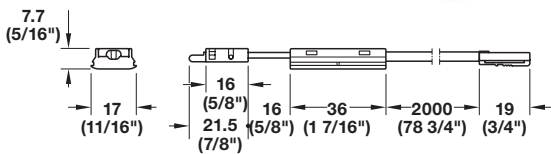



Dimming value is stored without the need for voltage supply (memory function)

Sensor switches

For monochrome 8 mm (5/16") strip lights in aluminum profiles

Loox5 aluminum profile dimmer - soft on/off switching with dimming



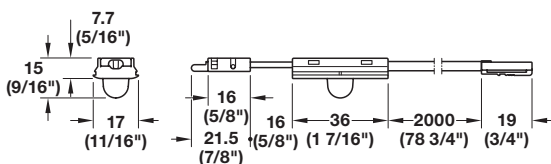

- > Area of application: For monochrome 8 mm (5/16") Loox5 LED strip lights in aluminum profiles with 16 mm (5/8") internal width
- > Material/Color: Plastic, silver colored
- > Drill hole Ø: Plug 8 mm (5/16")
- > Mounting: For push fitting into aluminum profile
- > Supplied with: 1 switch with clip/plug and 2 m (78 3/4") lead

Voltage	Max. connected wattage W	Item No.
5 12V	60	833.95.751
5 24V	90	833.77.836

! Dimming value is stored without the need for voltage supply (memory function)

➔ Aluminum profile with 16 mm (5/8") internal width, see pages 24 and 30.

Loox5 aluminum profile motion detector - automatic on/off switching



- > Area of application: For monochrome 8 mm (5/16") Loox5 LED strip lights in aluminum profiles with 16 mm (5/8") internal width
- > Material/Color: Plastic, silver colored
- > Drill hole Ø: Plug 8 mm (5/16")
- > Mounting: For push fitting into aluminum profile
- > Sensor range: 0–3000 mm (0–118 1/8")
- > Delay time: 30 sec.
- > Supplied with: 1 switch with clip/plug and 2 m (78 3/4") lead

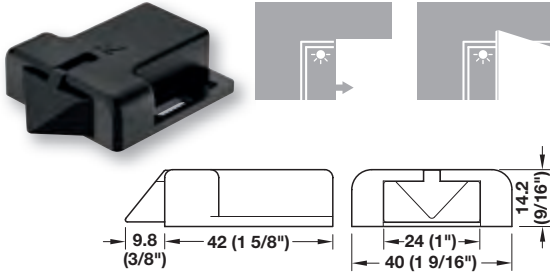
Voltage	Max. connected wattage W	Item No.
5 12V	60	833.95.750
5 24V	90	833.77.835

➔ Aluminum profile with 16 mm (5/8") internal width, see pages 24 and 30.

Mechanical switches



Häfele Loox universal door contact switch, modular - on/off switching



- > Material/Color: Plastic, black
- > Degree of protection: IP20
- > L x W x H: 51.8 x 40 x 14.2 mm (2 1/16" x 1 9/16" x 9/16")
- > Supplied with: 1 switch with fixing material

	Item No.
	833.89.143

The universal door contact switch is suitable for hinged doors or single sliding doors.

- +** Please order 2000 mm (78 3/4") lead with snap-in connector for modular switches driver separately below, Item No. 833.89.142.

Häfele Loox lead with snap-in connector - for modular switches



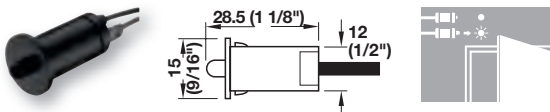
- > Material/Color: Plastic, black
- > Degree of protection: IP20
- > Supplied with: 1 lead

Length	Item No.
500 (19 11/16")	833.89.140
1000 (39 3/8")	833.89.141
2000 (78 3/4")	833.89.142

- +** Required for modular switches

- !** Drill hole Ø for plug: 12 mm (1/2")

Häfele Loox door contact switch - on/off switching

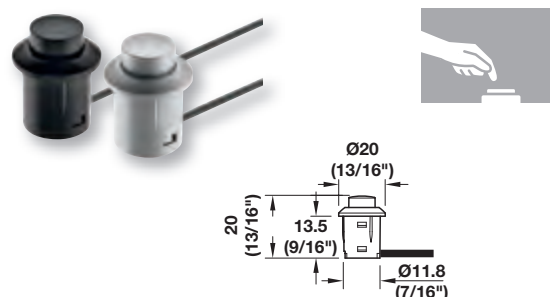


- > Material/Color: Plastic, black
- > Degree of protection: IP20
- > Drill hole Ø: 12 mm (1/2")
- > Length: 28 mm (1 1/8")
- > Supplied with: 1 switch with 2000 mm (78 3/4") lead

	Item No.
	833.89.059

- !** Drill hole Ø for plug: 12 mm (1/2")

Häfele Loox push switch - on/off switching



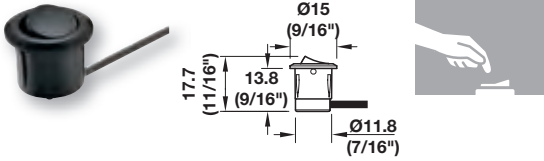
- > Material: Plastic
- > Length: 20 mm (13/16")
- > Drill hole Ø: 12 mm (1/2")
- > Supplied with: 1 switch with 2000 mm (78 3/4") lead

Color	Item No.
black	833.89.108
gray	833.89.107

- !** Drill hole Ø for plug: 12 mm (1/2")

Mechanical switches

Häfele Loox rocker switch - on/off switching

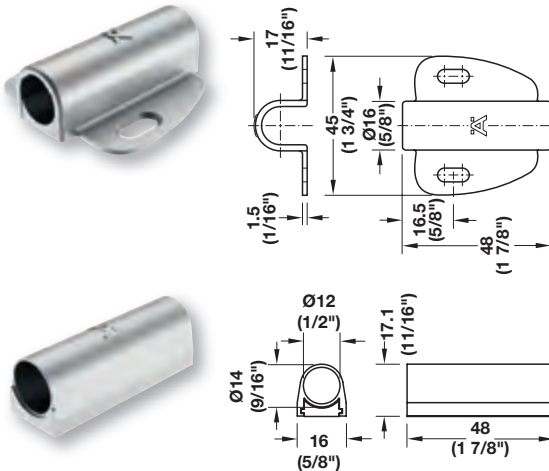


- > Material/Color: Plastic, black
- > Diameter: 15 mm (9/16")
- > Height: 17.7 mm (11/16")
- > Drill hole Ø: 12 mm (1/2")
- > Supplied with: 1 switch with 2000 mm (78 3/4") lead

Item No.
833.89.106

! Drill hole Ø for plug: 12 mm (1/2")

Housing for switch - surface mounted



- > Material/Color: Plastic, silver colored
- > Supplied with: 1 housing
- > Application: For switch Ø 12 mm (1/2")

Ø	L x W x H	Item No.
16 (5/8")	48 x 45 x 17 (1 7/8" x 1 3/4" x 11/16")	833.89.090
14 (9/16")	48 x 16 x 17 (1 7/8" x 5/8" x 11/16")	833.89.092

! Suitable for 32 mm (1 1/4") series drilled holes

Housing - for switch, face frame, surface mounted



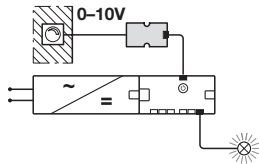
- > Material: Plastic
- > Application: For switch Ø 12 mm (1/2")
- > W x D x H: 19 x 19 x 25.4 mm (3/4" x 3/4" x 1")

Color	Item No.
Gray	830.38.423
Black	830.38.424

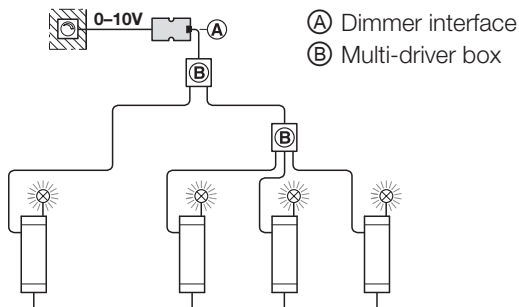
Dimmer interface



Häfele Loox dimmer interface 0–10 V, modular - for 12 V and 24 V



Installation example: Wall dimmer with 0–10 V control output. No connection of the dimmer to power cord voltage.



Design advantage

> Wall dimmers can be used for the control of furniture lights in the design of the house installation

- > Material/Color: Plastic, black
- > L x W x H: 68.9 x 34.7 x 13.5 mm (2 11/16" x 1 3/8" x 9/16")
- > Degree of protection: IP20
- > Supplied with: 1 dimmer interface

Item No.

833.89.144

! Use dimmer only, if monochrome lights are connected. Not suitable for the connection of converters or control devices. Direct connection to a normal household dimmer with a 0–10 V control output and connection via a lead with snap-in connector for modular switches to the switching input of a 12 V or 24 V Loox driver or a distributor. Please order lead with snap-in connector for modular switches driver separately.

Installation example: Multi-driver boxes for controlling several drivers (12 V, 24 V) or distributors with switching function. No connection of the dimmer to power cord voltage.

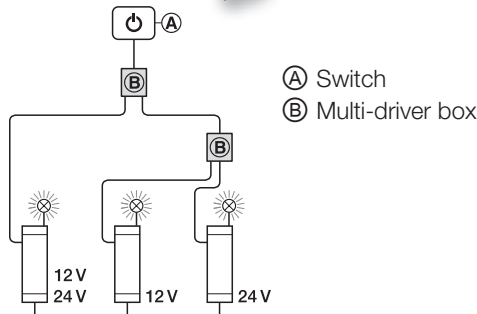

! Drill hole Ø for plug: 12 mm (1/2")

+ Lead with snap-in connector for modular switches

Length	Item No.
500 (19 11/16")	833.89.140
1000 (39 3/8")	833.89.141
2000 (78 3/4")	833.89.142

Switch accessories

Häfele Loox multi-driver box



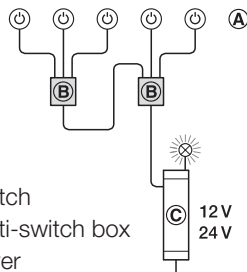
- > Material/Color: Plastic, black
- > Standby power consumption W: 1.5 W
- > L x W x H: 50 x 40 x 19 mm (2" x 1 9/16" x 3/4")
- > Supplied with: 1 multi-driver box with 3 x 1000 mm (39 3/8") lead for switch

	Item No.
	833.89.061

! Max. 3 x 75 W per multi-driver box.

Up to 3 LED drivers with different voltages or distributors with a switching function can be controlled with 1 switch. Several lights in the room can be switched on and off with one switch. These can also be 3 of the same driver if you require additional power in a 12 V system, for example.

Häfele Loox multi-switch box



1 LED driver operated by up to 3 switches. Allows the LED driver or distributor with switching function to be switched on and off from different positions.

- > Function: 2 operating modes can be selected using an integrated toggle switch.
Cross: On/off switching at different switches
No cross: Switching on with switch 1, 2 or 3. For switching off, all switches that were switched on have to be activated again
- > Material/Color: Plastic, black
- > Standby power consumption W: ≤0.3
- > L x W x H: 55 x 45 x 16 mm (2 3/16" x 1 3/4" x 5/8")
- > Degree of protection: IP20
- > Supplied with: 1 multi-switch box
With 1000 mm (39 3/8") lead for switch

	Item No.
	833.89.066

! Drill hole Ø for plug: 12 mm (1/2")
Alternative to the supplied 1000 mm (39 3/8") lead for multi-switch box. The drill hole Ø for the male plug and the female socket of the switch leads is 12 mm (1/2").

! Drill hole Ø for plug: 12 mm (1/2")
Alternative to the supplied three 1000 m (39 3/8") leads for multi-driver box. The drill hole Ø for the male plug and the female socket of the switch leads is 12 mm (1/2").

+ Lead from multi-boxes to switching input

- > Supplied with: 1 lead

Length	Item No.
500 (19 11/16")	833.89.068
2000 (78 3/4")	833.89.069

Häfele Loox extension lead - for switches



- > Length: 2000 mm (78 3/4")
- > Supplied with: 1 lead

	Item No.
	833.89.067

! Drill hole Ø for plug: 12 mm (1/2")
Can also be used for the multi-switch and multi-driver boxes. The maximum lead length of a switch is 6000 mm (236 1/4"). The drill hole Ø for the male plug and the female socket of the switch leads is 12 mm (1/2").

Networking



Häfele Connect Mesh 6-way distributor

6-way distributor

> Page 95




Häfele Loox5 adapters

Multi-white adapter

> Page 96

RGB adapter

> Page 96



Häfele Connect Mesh remote controls

Remote control

> Page 97

Push button, wall-mounted

> Page 97



Häfele Connect Mesh interface

2-channel interface

> Page 98

4-channel interface

> Page 99



Häfele Connect BLE Box

BLE box

> Page 100

BLE wall switch

> Page 101



Networking

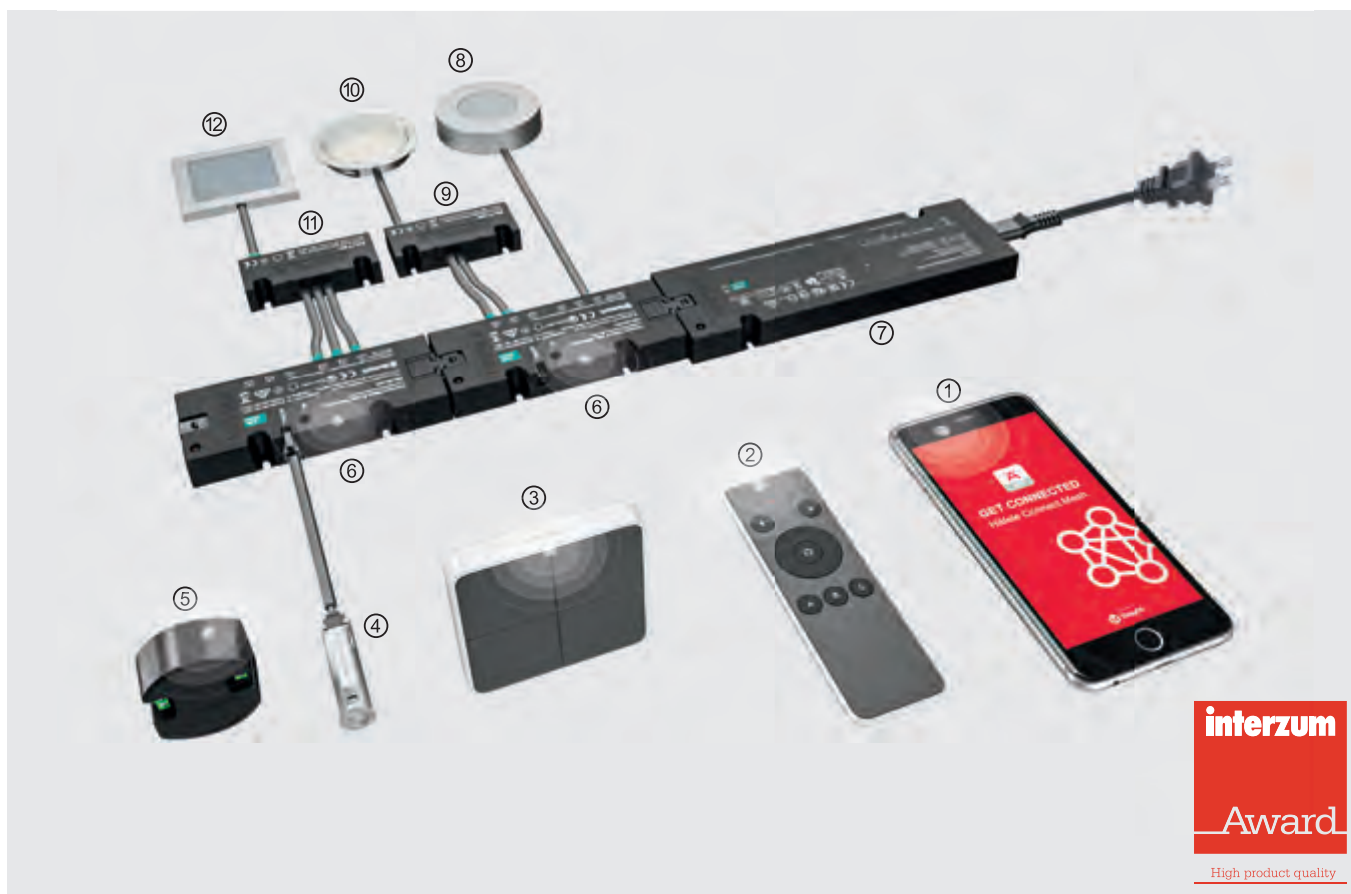
Häfele Connect Mesh

Häfele Connect Mesh consists of components for the smart control of lights and electrically operated fittings in furniture – with optional integration of the electrical installation of buildings.

Mesh means networking, and it uses the Bluetooth® Mesh network technology by the Bluetooth® Special Interest Group, which has the potential to become the global smart building standard.

The advantages are:

- > Scalable: From the simple remote control of a furniture light to complex concepts in hotels or store fixtures
- > Fail-safe: All nodes in the network forward control information
- > Protected: Individual network key on your personal mobile device
- > Standardized: Bluetooth® is a globally accepted and widely used technology



interzum
Award
High product quality



Häfele Connect Mesh active components

> Sensor

- ① Mobile device with Häfele Connect app
- ② Remote control
- ③ Push button, wall-mounted
- ④ Loox switch (switching function programmable via app)

> Actuator and sensor

- ⑤ 2-channel interface: 2 switching input ports (switching function programmable via app)
Output port 80–230 V
- ⑥ Häfele Connect Mesh 6-way distributor

Passive components without networking function

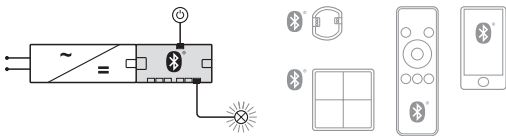
- ⑦ Driver
- ⑧ Monochrome light or electrically operated fitting
- ⑨ Multi-white adapter
- ⑩ Multi-white light
- ⑪ RGB adapter
- ⑫ RGB light

Distributor



Häfele Connect Mesh 6-way distributor - with switching function

- > Control several light colors on one box.
- > Each output port can be controlled individually.



- > Area of application: For on/off switching and dimming (0–100%) of monochrome lights; or, in conjunction with adapters, for the operation of multi-white lights, RGB lights, and electrically operated fittings
- > Version: With programmable switching input
For standard Loox switches (switching function programmable via app; each active component can control each passive component, see page 97)
- > Material/Color: Plastic, black
- > L x W x H: 120 x 50 x 16 mm (4 3/4" x 2" x 5/8")
- > Number of connections: 1x input port with box to box plug
1x output port with box to box socket
1x input port switch socket
6x output ports device sockets (2-pin), can be controlled from any active component of the network
- > Supplied with: 1 distributor

Voltage	Max. connected wattage W	Item No.
5 12 V	60	850.00.042
5 24 V	90	850.00.043

! The distance between the smartphone or tablet to the nearest Häfele Connect Mesh component is approx. 10,000 mm (393"). Multiple components create a network, and can also be placed approximately 10,000 mm (393") apart.

+ Please order adapter for multi-white lights, RGB lights, or electrically operated fittings separately, see page 96.

➔ 6-way distributor for monochrome lights or other 2-pin powered devices, such as electrically operated fittings, see page 104.



MESH

Häfele Connect Mesh App

- > Detects and reports new nodes in the network independently
- > Intuitively assign functions to switches
- > Set up light groups and scenes
- > Share your protected access with others
- > The Häfele Connect Mesh App is free for Apple iOS® and Android™.

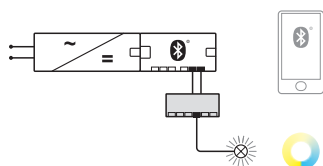


Dimensional data not binding. Dimensions in mm, inches are approximate. We reserve the right to alter specifications without notice.



Adapters

Häfele Loox5 multi-white adapter - for Häfele Connect Mesh 6-way distributor

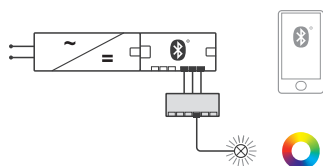


- > Area of application: For connecting multi-white lights to the Häfele Connect Mesh 6-way distributor
- > Material/Color: Plastic, black
- > L x W x H: 70 x 30 x 14 mm (2 3/4" x 1 3/16" x 9/16")
- > Number of connections: 2x input port with plug, monochrome
6x output ports device sockets, multi-white
- > Supplied with: 1 distributor with 80 mm (3 1/8") lead

Voltage	Max. connected wattage W	Item No.
5 12V	60	833.95.745
5 24V	90	833.77.830

! 1 multi-white adapter occupies 2 output ports at the 6-way distributor.

Häfele Loox5 RGB adapter - for Häfele Connect Mesh 6-way distributor

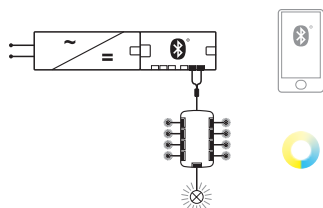


- > Area of application: For connecting RGB lights to the Häfele Connect Mesh 6-way distributor
- > Material/Color: Plastic, black
- > L x W x H: 70 x 30 x 14 mm (2 3/4" x 1 3/16" x 9/16")
- > Number of connections: 3x input ports with plug, monochrome
6x output ports for device sockets, RGB
- > Supplied with: 1 distributor with 80 mm (3 1/8") lead

Voltage	Max. connected wattage W	Item No.
5 12V	60	833.95.746
5 24V	90	833.77.831

! 1 RGB adapter occupies 3 output ports at the 6-way distributor.

Multi-white adapter - for 2048 & 3039 puck lights



- > Area of application: For connecting 2048 & 3039 multi-white puck leads to the Häfele Connect Mesh 6-way distributor
- > Material/Color: Plastic, white
- > L x W x H: 100 x 57 x 17 mm (4" x 2 1/4" x 11/16")
- > Number of connections: 2x input port with Loox plug, 9x output ports, multi-white
- > Supplied with: 1 adapter

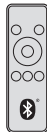
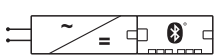
Voltage	Max. connected wattage W	Item No.
12V	42	850.00.011
24V	84	850.00.012

! To connect multi-white adapter leads to Connect Mesh 6-way distributor, please order 12V or 24V Loox>Loox5 adapter set separately, see page 116.

Dimensional data not binding. Dimensions in mm, inches are approximate. We reserve the right to alter specifications without notice.

Remote controls

Häfele Connect Mesh remote control




Easiness

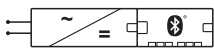
- > One remote control for all applications: monochrome lights, multi-white lights, RGB lights and electrically operated fittings

- > Area of application: For controlling components at the Häfele Connect Mesh 6-way distributor
- > Function: Easy, direct pairing with a 6-way distributor or programming of buttons via app to control each node of the network
- > Version: Multi-function control panel
- > Material: Plastic
- > Color: Faceplate: Black; Housing: White
- > L x W x H: 130 x 42 x 11 mm (5 1/8" x 1 5/8" x 7/16")
- > Supplied with: 1 remote control

Item No.
850.00.040


-  Please order Häfele Connect Mesh 6-way distributor separately, see page 95.
Please order 2 replaceable CR2032 button cell lithium batteries (2 x 002.99.032) separately, see page 139.

Häfele Connect Mesh push button - wall-mounted



- > Area of application: For controlling components on the 6-way distributor, Häfele Connect Mesh (all functions that are accessible by pressing or holding a button)
- > Function: Easy, direct pairing with a 6-way distributor or programming of buttons via app to control each node of the network
- > Version: 4-button panel
- > Material: Plastic
- > Color: Faceplate: Black; Frame: White
- > L x W x H: 81 x 81 x 12 mm (3 3/16" x 3 3/16" x 1/2")
- > Mounting: For screw or glue fixing to any wall
- > Supplied with: 1 push button, wall-mounted

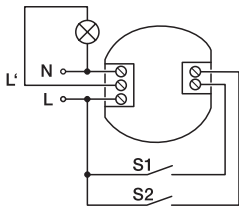
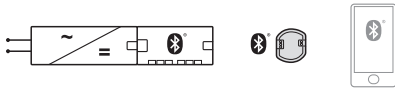
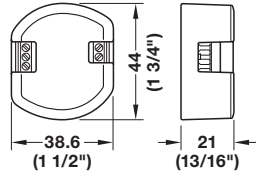
Item No.
850.00.041

-  Please order Häfele Connect Mesh 6-way distributor separately, see page 95.
Please order 1 replaceable CR2430 button cell lithium battery (1 x 002.99.034) separately, see page 139.

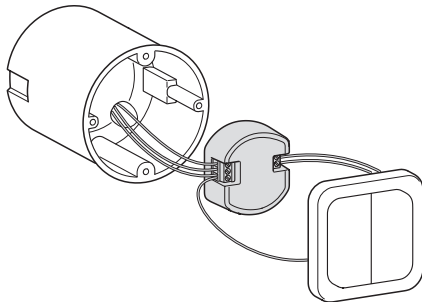
Interface electrical installation



Häfele Connect Mesh 2-channel interface - with potential free relay



Installation example



Installation in a deep switch box

Design advantage

> Use switches in the design of the house installation for the control of furniture and room lights with Häfele Connect Mesh

- > Area of application: For on/off control of room lighting or other home installations via the Häfele Connect Mesh and for integrating conventional wall-mounted toggle switch into the Häfele Connect Mesh
- > Version: Function programmable via app, each active component can control each passive component, see page 97.
- > Number of connections: 2 switching input port for conventional wall-mounted toggles switches (double-throw),
1 output port for on/off switching of 80–230 V, 3 A (can be controlled from any active component of the network)
- > Material: Plastic
- > L x W x H: 39 x 44 x 21 mm
(1 9/16" x 1 3/4" x 13/16")
- > Mounting: Suitable for installation in switch boxes.
Recommended switch box depth: 60 mm (2 3/8").
- > Supplied with: 1 2-channel interface

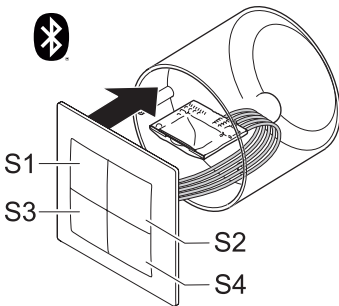
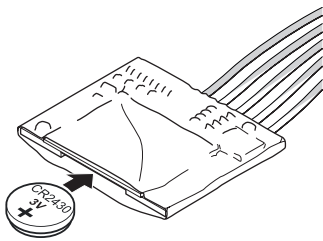
Item No.
850.00.046

Please order Häfele Connect Mesh 6-way distributor separately, see page 95.

Interface, battery operated



Häfele Connect Mesh 4-channel interface



Design advantage

- > Use switches in the design of the house installation for the control of furniture and room lights with Häfele Connect Mesh

- > Area of application: For controlling components on the 6-way distributor Häfele Connect Mesh (all functions that are possible by pressing or holding a button)
- > Function: Program switch buttons via Häfele Connect Mesh app to control every node of the network. Each time a switch button is pressed, the interface converts it into radio signals. No load flows through the switch.
- > Number of connections: 4 switching inputs for conventional 4-fold wall switches (double rocker with 4 active touch fields)
- > Material: Plastic
- > L x W x H: 48 x 7 x 39 mm (1 7/8" x 9/32" x 1 9/16")
- > Mounting: Suitable for installation in switch boxes. Recommended switch box depth: 60 mm (2 3/8").
- > Supplied with: 1 4-channel interface

Item No.
850.00.047

- ⚠ Please order Häfele Connect Mesh 6-way distributor separately, see page 95.
Please order 1 replaceable CR2430 button cell lithium battery (1 x 002.99.034) separately, see page 139.

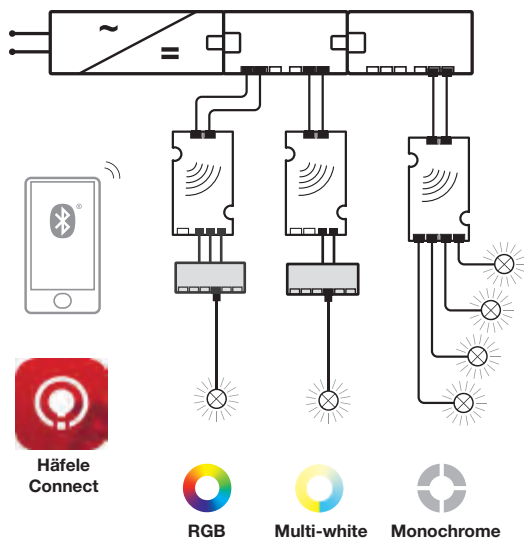
Dimensional data not binding. Dimensions in mm, inches are approximate. We reserve the right to alter specifications without notice.

BLE Box



Häfele Connect BLE Box

- > The Häfele Connect BLE (Bluetooth® low energy) box makes it possible to control Loox lights using the Häfele Connect app or the BLE wireless Bluetooth® wall switch, see page 101.
- > BLE Box connects to Loox5 drivers via Loox5 6-Way distributor, see page 104.



Häfele Connect App

- > Ability to manage a single BLE box or an entire network of BLE boxes with a smartphone or tablet
- > Controls on/off, brightness (0-100%), color temperature (multi-white lights) and the light color (RGB lights)
- > Set up light groups and scenes
- > Time controlled programming of brightness, color temperature, light color
- > The Häfele Connect Mesh App is free for Apple iOS® and Android™.

- > Area of application: For on/off switching and dimming (0–100%) of monochrome lights; or, in conjunction with adapters, for the operation of multi-white or RGB lights.
- > Version: 4 channel
- > Material/Color: Plastic, black
- > L x W x H: 100 x 57 x 17 mm (4" x 2 1/4" x 11/16")
- > Number of connections: 2x 300 mm (11 3/16")
4x output ports
- > Supplied with: 1 BLE box

Voltage	Max. connected wattage W	Item No.
12V	60	850.00.005
24V	90	850.00.006

! The distance between the smartphone or tablet to the nearest Häfele Connect Mesh component is approx. 10 m (32' 9 3/4"). Multiple BLE boxes create a network, and can also be placed 10 m (32' 9 3/4") apart.

+ Please order adapter for multi-white lights, RGB lights, see page 96.

+ **12V 5 12V** To connect Loox5 leads to BLE box, please order 12V or 24V Loox5>Loox adapter set separately, see page 117.
24V 5 24V To connect BLE box leads to Loox5 distributors, please order 12V or 24V Loox>Loox5 adapter set separately, see page 116.

BLE Wall Switch




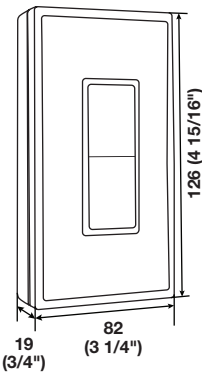
BLE Wall Switch



Single



Double

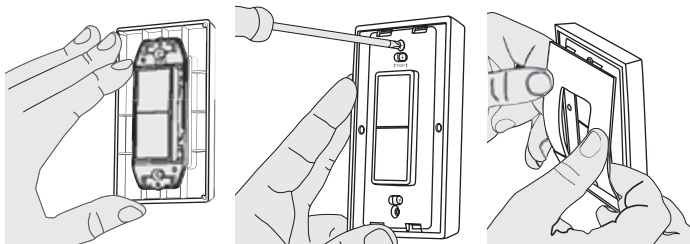


- > Area of application: For controlling components connected to the Häfele Connect BLE box
- > Function: Wall switch functions by pressing or holding down a button to:
 - Switch on/off and dimming of white, multi-white and RGB lights and setting the color temperature of multi-white lights.
 - > Can be placed anywhere, no wires required
 - > Maintenance free (batteries not required)
- > Material: Plastic
- > Color: white
- > Mounting: Surface mount for screw fixing
- > Supplied with: BLE wall switch, base, wall plate, cover

Version	L x W x H	Item No.
Single	126 x 82 x 19 (4 15/16" x 3 1/4" x 3/4")	850.00.025
Double	126 x 115 x 19 (4 15/16" x 4 1/2" x 3/4")	850.00.026

! Please order Häfele Connect BLE box separately, see page 100.

Installation



Configuration






1. Switch coupled to network via a smartphone with NFC capability or a tablet with the Häfele Connect app installed
2. Switch positions programmed with a smartphone with Bluetooth® capability or a tablet with the Häfele Connect app installed

Dimensional data not binding. Dimensions in mm, inches are approximate. We reserve the right to alter specifications without notice.



Distributing

Distributor

-  Häfele Loox5 6-way distributor > Page 104
-  Häfele Loox 6-way distributor > Page 105
-  Häfele Loox 3-way distributor > Page 105
-  Häfele Loox5 2-way distributor > Page 105
-  Häfele Connect Mesh 6-way distributor > Page 95 **Networking**



104

Leads and connectors for LED strip lights

- Leads for LED strip light monochrome, 5 mm (3/16") > Page 111
- Leads for LED strip light monochrome, 8 mm (5/16") > Page 112
- Leads for LED silicone strip light monochrome, 8 mm (5/16") > Page 113
- Leads for LED strip light multi-white, 8 mm (5/16") > Page 114
- Leads for LED strip lights RGB, 10 mm (3/8") > Page 115



111

Extension leads


- Extension lead monochrome/2-pin > Page 106
- Extension lead multi-white > Page 106
- Extension lead RGB > Page 107
- 4-way extension lead monochrome/2-pin > Page 107



106

Adapters

- Adapters Loox/Loox5 > Pages 116–117



116

Modular leads

- Lead for modular lights and other modular devices > Pages 108–109



108

Cable routing

- Cable channel > Page 118
- Cable cover > Page 118



118

Switch leads

- Extension lead for switches > Page 110
- Lead for modular switches > Page 110
- Lead for switches > Page 110



110

Accessories

- Drill bits > Pages 119–120




119

Distributing



Definition of terms



- ① Power cord
- ② Extension lead for switch
- ③ Lead for modular switches
- ④ Extension lead
- ⑤ 4-way extension lead
- ⑥ Lead for LED strip light
- ⑦ Corner connector for LED strip light
- ⑧ Interconnecting lead for LED strip light
- ⑨ Clip connector for LED strip light
- ⑩ Lead for modular lights
- ⑪ Light with permanent lead
- ⑫ Adapter
- ⑬ 6-way distributor

Dimensional data not binding. Dimensions in mm, inches are approximate. We reserve the right to alter specifications without notice.

Distributors

Häfele Loox5 box to box 6-way distributor

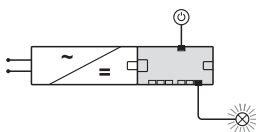
Plug connection box to box

- > The connection of the distributors with the driver can be done via a box to box plug-in connection or via an extension lead.
- Any number of distributors can be connected to the driver. Observe maximum wattage!
- > Häfele Connect Mesh 6-way distributor, see page 95

Ⓜ Häfele Loox5 box to box 6-way distributor - with switching function



1 switch controls all output ports



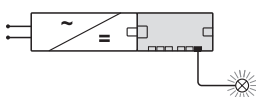
- > Material/Color: Plastic, black
- > L x W x H: 120 x 50 x 16 mm (4 3/4" x 2" x 5/8")
- > Number of connections: 1 x input port with box to box plug
1 x output port with box to box socket
1 x input port switch socket
6 x output ports
- > Supplied with: 1 distributor

Voltage	Max. connected wattage W	Item No.
5 12V	60	833.95.748
5 24V	90	833.77.833

Loox5 distributor with Loox output ports

Voltage	Max. connected wattage W	Item No.
12V	42	833.95.749
24V	84	833.77.834

Häfele Loox5 box to box 6-way distributor - without switching function



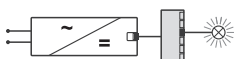
- > Material/Color: Plastic, black
- > L x W x H: 120 x 50 x 16 mm (4 3/4" x 2" x 5/8")
- > Number of connections: 1 x input port with box to box plug
1 x output port with box to box socket
6 x output ports
- > Supplied with: 1 distributor

Voltage	Max. connected wattage W	Item No.
5 12V	60	833.95.747
5 24V	90	833.77.832

Häfele Loox5 6-way distributor - without switching function



Can also be connected to 6-way distributor.



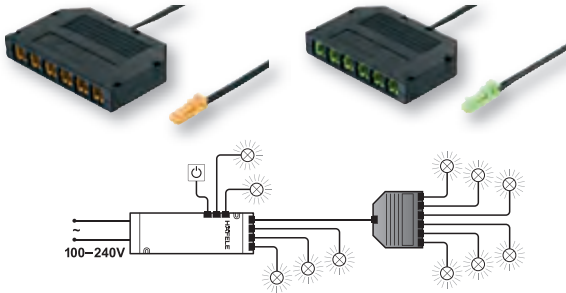
- > Material/Color: Plastic, black
- > L x W x H: 70 x 30 x 14 mm (2 3/4" x 1 3/16" x 9/16")
- > Number of connections: 1 x input port with box to box plug
1 x output port with box to box socket
6 x output ports
- > Supplied with: 1 distributor

Voltage	Max. connected wattage W	Item No.
5 12V	60	833.95.786
5 24V	90	833.77.839

Distributors



6-way distributor - for connecting additional lights to one driver

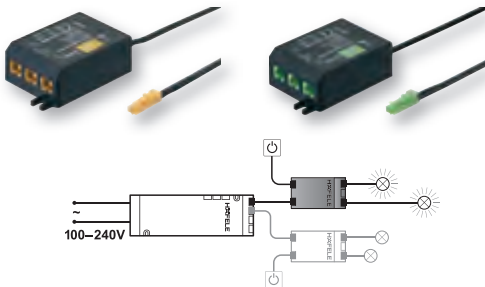


- > Material/Color: Plastic, black
- > L x W x H: 58.5 x 34 x 18 mm (2 1/4" x 1 5/16" x 11/16")
- > Supplied with: 2000 mm (78 3/4") lead

Voltage	Max. connected wattage W	Item No.
12 V	42	833.74.798
24 V	84	833.77.724

! With the 6-way distributor, up to 6 additional lights can be operated from one driver port.

3-way distributor - with switching function 12 V / 24 V




- > Material/Color: Plastic, black
- > L x W x H: 57 x 34 x 18 mm (2 1/4" x 1 5/16" x 11/16")
- > Supplied with: 200 mm (7 7/8") lead

Voltage	Max. connected wattage W	Item No.
12 V	42	833.74.751
24 V	84	833.77.723

! Up to 3 lights can be operated separately and individually using the 3-way distributor with switching function connected to the output of the light.


Häfele Loox5 2-way Y distributor monochrome - 1 male, 2 female



- > Material/Color: Plastic, black
- > Length: 1500 mm (59 1/16")
- > Supplied with: 1 lead, 1 plug/2 sockets

Voltage	Max. connected wattage W	Item No.
5 12 V	60	833.93.737
5 24 V	90	833.75.744

Häfele Loox5 2-way Y distributor multi-white - 1 male, 2 female



- > Material/Color: Plastic, black
- > Length: 1500 mm (59 1/16")
- > Supplied with: 1 lead, 1 plug/2 sockets

Voltage	Max. connected wattage W	Item No.
5 12 V	60	833.93.738
5 24 V	90	833.93.739

Dimensional data not binding. Dimensions in mm, inches are approximate. We reserve the right to alter specifications without notice.

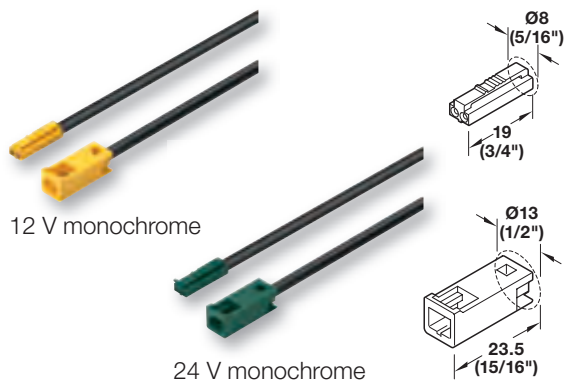
Extension leads

Häfele Loox5 extension leads

! Maximum lead length from the Loox5 driver to the device is 10,000 mm (393 11/16").

Long cable lengths in combination with large loads (strip light lengths) can result in voltage losses in the cable. These lead to visible loss of brightness in the lights. The illuminance listed with the lights has been determined with the rated output voltage of the driver. (12 V or 24 V).

Häfele Loox5 extension leads monochrome




- > Area of application: For monochrome lights and other 2-wire devices and distributors
- > Material: Plastic
- > Current carrying capacity: Max. 5 A
- > Type of cable: 2-wire 18 AWG
- > Drill hole Ø: Plug 8 mm (5/16"), socket 13 mm (1/2")
- > Supplied with: 1 extension lead
1 plug/1 socket

Voltage	500 mm (19 11/16")	1000 mm (39 3/8")	2000 mm (78 3/4")
5 12V	833.95.712	833.95.713	833.95.714
5 24V	833.95.719	833.95.718	833.95.717

- > Material: Plastic
- > Type of cable: 20 AWG
- > Length: 2000 mm (78 3/4")
- > Supplied with: 1 extension lead
1 plug/1 socket

Voltage	Item No.
5 12V	833.73.766

Häfele Loox5 extension leads multi-white




- > Area of application: For multi-white lights
- > Material: Plastic
- > Current carrying capacity: Max. 3.5 A
- > Type of cable: 3-wire 20 AWG
- > Drill hole Ø: Plug 9 mm (3/8"), socket 13 mm (1/2")
- > Supplied with: 1 extension lead
1 plug/1 socket

Voltage	Length	Item No.
5 12V	2000 (78 3/4")	833.95.715
5 24V	200 (7 7/8")	833.95.792
5 24V	300 (11 13/16")	833.95.793
5 24V	500 (19 11/16")	833.95.794
5 24V	600 (23 5/8")	833.95.795
5 24V	1000 (39 3/8")	833.95.796
5 24V	2000 (78 3/4")	833.95.720

Leads


Häfele Loox5 extension leads RGB



- > Area of application: For RGB lights
- > Material: Plastic
- > Current carrying capacity: Max. 3.5 A
- > Type of cable: 4-wire 20 AWG
- > Drill hole Ø: Plug 9 mm (3/8"), socket 13 mm (1/2")
- > Length: 2000 mm (78 3/4")
- > Supplied with: 1 extension lead
1 plug/1 socket

Voltage	Item No.
5 12 V	833.95.716
5 24 V	833.95.721

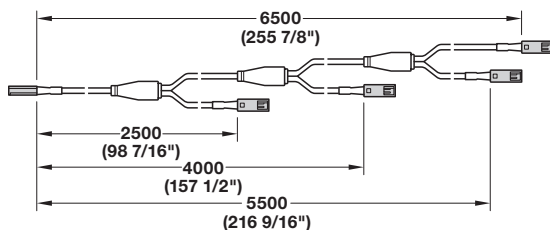
Häfele Loox5 4-way extension leads - monochrome



- > Area of application: For monochrome lights and other 2-wire powered devices and distributors
- > Current carrying capacity: Max. 5 A
- > Type of cable: 2-wire 18 AWG
- > Drill hole Ø: Plug 8 mm (5/16")
- > Length: 6500 mm (255 7/8")
- > Supplied with: 1 extension lead
1 plug/4 sockets

Voltage	Item No.
5 12 V	833.95.742
5 24 V	833.95.743

! Maximum lead length from the Loox5 driver to the device is 10,000 mm (393 11/16"). Long cable lengths in combination with large loads (strip light lengths) can result in voltage losses in the cable. These lead to visible loss of brightness in the lights. The illuminance listed with the lights has been determined with the rated output voltage of the driver. (12 V or 24 V).



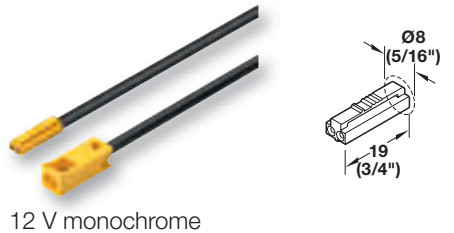
Dimensional data not binding. Dimensions in mm, inches are approximate. We reserve the right to alter specifications without notice.

Leads


In-wall leads, designed to be routed behind the drywall

- ! Meets the following codes for wire and cable locations:**
- > NEC article 411 Lighting systems operating at 30 V or less attached to Class 2 power
 - > NEC article 725.135 Installation of Class 2 cable
 - > NEC article 411.5 Specific Location Requirements

Häfele Loox5 CL3R extension leads monochrome



12 V monochrome




24 V monochrome

- > Area of application: For monochrome lights and other 2-wire powered devices and distributors
- > Material: Plastic
- > Current carrying capacity: Max. 5 A
- > Type of cable: Wire gauge: 18AWG; Wire type: CL3R
Construction: 2-conductor, stranded copper
Rating: Class 2, double insulated
- > Drill hole Ø: Plug 8 mm (5/16"), socket 13 mm (1/2")
- > Supplied with: 1 extension lead, 1 plug/1 socket

Voltage	Length	Item No.
5 12V	100 (4")	833.93.725
	500 (19 11/16")	833.93.724
	2000 (78 3/4")	833.93.723
5 24V	100 (4")	833.75.756
	500 (19 11/16")	833.75.755
	2000 (78 3/4")	833.75.754

Häfele Loox5 CL3R extension leads multi-white



12 V multi-white



24 V multi-white

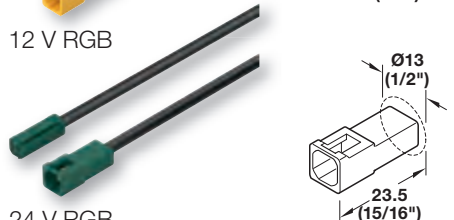
- > Area of application: For multi-white lights
- > Material: Plastic
- > Current carrying capacity: Max. 3.5 A
- > Type of cable: Wire gauge: 20AWG; Wire type: CL3R
Construction: 3-conductor, stranded copper
Rating: Class 2, double insulated
- > Drill hole Ø: Plug 9 mm (3/8"), socket 13 mm (1/2")
- > Supplied with: 1 extension lead, 1 plug/1 socket

Voltage	Length	Item No.
5 12V	2000 (78 3/4")	833.93.731
5 24V	2000 (78 3/4")	833.75.757

Häfele Loox5 CL3R extension leads RGB



12 V RGB



24 V RGB

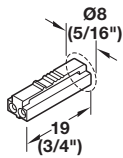
- > Area of application: For RGB lights
- > Material: Plastic
- > Current carrying capacity: Max. 3.5 A
- > Type of cable: Wire gauge: 20AWG; Wire type: CL3R
Construction: 4-conductor, stranded copper
Rating: Class 2, double insulated
- > Drill hole Ø: Plug 9 mm (3/8"), socket 13 mm (1/2")
- > Supplied with: 1 extension lead, 1 plug/1 socket

Voltage	Length	Item No.
5 12V	2000 (78 3/4")	833.93.732
5 24V	2000 (78 3/4")	833.75.758

Leads

Modular design

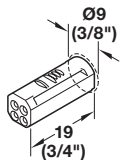

Häfele Loox5 lead - for modular lights and other modular devices



- > Area of application: For monochrome lights and other 2-wire powered devices and distributors
- > Version: With snap-in connector
- > Current carrying capacity: Max. 1.5 A
- > Type of cable: 2-wire 24 AWG
- > Drill hole Ø: Plug 8 mm (5/16")
- > Supplied with: 1 lead plug/plug

Voltage	Length	Item No.
5 12 V	1000 (39 3/8")	833.95.789
	2000 (78 3/4")	833.95.788
5 24 V	2000 (78 3/4")	833.95.791

Häfele Loox5 lead - for modular multi-white lights



- > Area of application: Modular multi-white lights
- > Version: With snap-in connector
- > Current carrying capacity: Max. 1.5 A
- > Type of cable: 3-wire 24 AWG
- > Drill hole Ø: Plug 9 mm (3/8")
- > Length: 2000 mm (78 3/4")
- > Supplied with: 1 lead plug/plug

Voltage	Item No.
5 12 V	833.95.787
5 24 V	833.95.790

Dimensional data not binding. Dimensions in mm, inches are approximate. We reserve the right to alter specifications without notice.

Switch leads

Häfele Loox extension lead - for switches



- > Area of application: Switches and modular switches
- > Drill hole Ø: Plug 12 mm (1/2")
- > Length: 2000 mm (78 3/4")
- > Supplied with: 1 extension lead plug/socket

	Item No.
	833.89.067

! The maximum lead length of a switch is 6 m (236 1/4").


Häfele Loox lead - for modular switches



- > Area of application: Modular switches
- > Version: With snap-in connector
- > Drill hole Ø: Plug 12 mm (1/2")
- > Supplied with: 1 lead plug/plug

Length	Item No.
500 (19 11/16")	833.89.140
1000 (39 3/8")	833.89.141
2000 (78 3/4")	833.89.142

Häfele Loox lead - for multi-boxes to switching input




- > Area of application: Multi-switch and multi-driver box
- > Drill hole Ø: Plug 12 mm (1/2")
- > Supplied with: 1 lead plug/plug

Length	Item No.
500 (19 11/16")	833.89.068
2000 (78 3/4")	833.89.069

Leads

For LED strip light monochrome, 5 mm (3/16")

Häfele Loox5 lead - for LED strip light monochrome, 5 mm (3/16")



12 V monochrome

24 V monochrome

- > Current carrying capacity: Max. 3.5 A
- > Type of cable: 2-wire 20 AWG
- > Width: Clip 7 mm (1/4")
- > Drill hole Ø: Plug 8 mm (5/16")
- > Length: 2000 mm (78 3/4")
- > Supplied with: 1 lead plug/clip

Voltage	Item No.
5 12 V	833.95.705
5 24 V	833.95.711


Häfele Loox5 interconnecting lead - for LED strip light monochrome, 5 mm (3/16")



- > Current carrying capacity: Max. 3.5 A
- > Type of cable: 2-wire 20 AWG
- > Width: Clip 7 mm (1/4")
- > Drill hole Ø: Clip 10 mm (3/8")
- > Supplied with: 1 interconnecting lead clip/clip

Length	Item No.
50 (2")	833.89.194
500 (19 11/16")	833.89.195
2000 (78 3/4")	833.89.196

Häfele Loox5 clip connector - for LED strip light monochrome, 5 mm (3/16")



- > Current carrying capacity: Max. 3.5 A
- > Width: Clip 7 mm (1/4")
- > Drill hole Ø: Clip 10 mm (3/8")
- > Length: 33.5 mm (1 5/16")
- > Supplied with: 10 pcs.

Item No.
833.89.207

Häfele Loox5 corner connector - for LED strip light monochrome, 5 mm (3/16")



- > Current carrying capacity: Max. 3.5 A
- > L x W: 21 x 21 mm (13/16" x 13/16")
- > Supplied with: 10 pcs.

Item No.
833.89.190

Dimensional data not binding. Dimensions in mm, inches are approximate. We reserve the right to alter specifications without notice.


LOOX5

Leads

For LED strip light monochrome, 8 mm (5/16")

ALSO
FOR
CONSTANT
CURRENT
STRIP
LIGHTS

Häfele Loox5 lead - for LED strip light monochrome, 8 mm (5/16")



12 V monochrome

24 V monochrome

- > Current carrying capacity: Max. 5 A
- > Type of cable: 2-wire 18 AWG
- > Width: Clip 10 mm (3/8")
- > Drill hole Ø: Plug 8 mm (5/16")
- > Supplied with: 1 lead plug/clip

Voltage	Length	Item No.
5 12V	100 (4")	833.93.736
	500 (19 11/16")	833.95.701
	2000 (78 3/4")	833.95.700
5 24V	100 (4")	833.75.743
	500 (19 11/16")	833.95.707
	2000 (78 3/4")	833.95.706


Häfele Loox5 interconnecting lead - for LED strip light monochrome, 8 mm (5/16")



- > Current carrying capacity: Max. 5 A
- > Type of cable: 2-wire 18 AWG
- > Width: Clip 10 mm (3/8")
- > Drill hole Ø: Clip 12 mm (1/2")
- > Supplied with: 1 lead clip/clip

Length	Item No.
50 (2")	833.89.191
500 (19 11/16")	833.89.192
2000 (78 3/4")	833.89.193

Häfele Loox5 clip connector - for LED strip light monochrome, 8 mm (5/16")



- > Current carrying capacity: Max. 5 A
- > Width: Clip 10 mm (3/8")
- > Drill hole Ø: Clip 12 mm (1/2")
- > Length: 33.5 mm (1 5/16")
- > Supplied with: 10 pcs.

Item No.
833.89.206

Häfele Loox5 corner connector - for LED strip light monochrome, 8 mm (5/16")



- > Current carrying capacity: Max. 5 A
- > L x W: 24 x 24 mm (15/16" x 15/16")
- > Supplied with: 10 pcs.

Item No.
833.89.187

Leads

For LED silicone strip light monochrome, 8 mm (5/16")

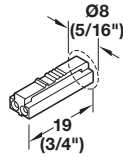
Häfele IP44 Loox5 lead - for LED silicone strip light monochrome, 8 mm (5/16")



12 V monochrome



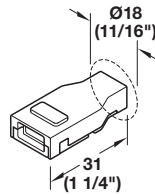
24 V monochrome



- > Current carrying capacity: Max. 5 A
- > Type of cable: 2-wire 18 AWG
- > Width: Silicone plug 15 mm (9/16")
- > Drill hole Ø: Plug 8 mm (5/16")
- > Length: 2000 mm (78 3/4")
- > Supplied with: 1 lead plug/clip

Voltage	Item No.
5 12 V	833.95.703
5 24 V	833.95.709

Häfele IP44 Loox5 interconnecting lead - for LED silicone strip light monochrome, 8 mm (5/16")



- > Current carrying capacity: Max. 5 A
- > Type of cable: 2-wire 18 AWG
- > Width: Clip 15 mm (9/16")
- > Drill hole Ø: Clamp 18 mm (11/16")
- > Supplied with: 1 lead clip/clip

Length	Item No.
50 (2")	833.89.203
500 (19 11/16")	833.89.204
2000 (78 3/4")	833.89.205

➔ The leads and clips on page 112 can be used to make IP20 connections for the monochrome 8 mm (5/16") silicon strip.

LOOX5

Leads

For LED strip light multi-white, 8 mm (5/16")

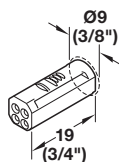


Häfele Loox5 lead - for LED strip light multi-white, 8 mm (5/16")



12 V multi-white

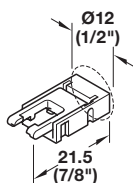
24 V multi-white



- > Current carrying capacity: Max. 3.5 A
- > Type of cable: 3-wire 20 AWG
- > Width: Clip 10 mm (3/8")
- > Drill hole Ø: Plug 9 mm (3/8")
- > Length: 2000 mm (78 3/4")
- > Supplied with: 1 lead plug/clip

Voltage	Item No.
5 12V	833.95.702
5 24V	833.95.708

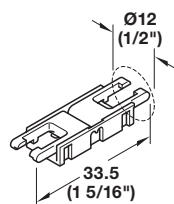
Häfele Loox5 interconnecting lead - for LED strip light multi-white, 8 mm (5/16")



- > Current carrying capacity: Max. 3.5 A
- > Type of cable: 3-wire 20 AWG
- > Width: Clip 10 mm (3/8")
- > Drill hole Ø: Clip 12 mm (1/2")
- > Supplied with: 1 lead clip/clip

Length	Item No.
50 (2")	833.89.197
500 (19 11/16")	833.89.198
2000 (78 3/4")	833.89.199

Häfele Loox5 clip connector - for LED strip light multi-white, 8 mm (5/16")



- > Current carrying capacity: Max. 3.5 A
- > Width: Clip 10 mm (3/8")
- > Drill hole Ø: Clip 12 mm (1/2")
- > Length: 33.5 mm (1 5/16")
- > Supplied with: 10 pcs.

Item No.
833.89.208

Häfele Loox5 corner connector - for LED strip light multi-white, 8 mm (5/16")



- > Current carrying capacity: Max. 3.5 A
- > L x W: 24 x 24 mm (15/16" x 15/16")
- > Supplied with: 10 pcs.

Item No.
833.89.188



Leads

For LED strip light RGB, 10 mm (3/8")

ILLUMINATING



EXTENDING



SWITCHING



NETWORKING



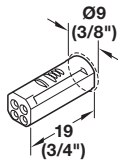
DISTRIBUTING



SUPPLYING



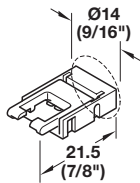
Häfele Loox5 lead - for LED strip light RGB, 10 mm (3/8")



- > Current carrying capacity: Max. 3.5 A
- > Type of cable: 4-wire 20 AWG
- > Width: Clip 12 mm (1/2")
- > Drill hole Ø: Plug 9 mm (3/8")
- > Length: 2000 mm (78 3/4")
- > Supplied with: 1 lead plug/clip

Voltage	Item No.
5 12 V	833.95.704
5 24 V	833.95.710

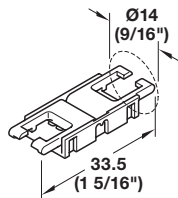
Häfele Loox5 interconnecting lead - for LED strip light RGB, 10 mm (3/8")



- > Current carrying capacity: Max. 3.5 A
- > Type of cable: 4-wire 20 AWG
- > Width: Clip 12 mm (1/2")
- > Drill hole Ø: Clip 14 mm (9/16")
- > Supplied with: 1 lead clip/clip

Length	Item No.
50 (2")	833.89.200
500 (19 11/16")	833.89.201
2000 (78 3/4")	833.89.202

Häfele Loox5 clip connector - for LED strip light RGB, 10 mm (3/8")



- > Current carrying capacity: Max. 3.5 A
- > Width: Clip 12 mm (1/2")
- > Drill hole Ø: Clip 14 mm (9/16")
- > Length: 33.5 mm (1 5/16")
- > Supplied with: 10 pcs.

Item No.
833.89.209

Häfele Loox5 corner connector - for LED strip light RGB, 10 mm (3/8")



- > Current carrying capacity: Max. 3.5 A
- > L x W: 26 x 26 mm (1" x 1")
- > Supplied with: 10 pcs.

Item No.
833.89.189

Dimensional data not binding. Dimensions in mm, inches are approximate. We reserve the right to alter specifications without notice.

Adapter

Loox5 driver > Loox device

Adapter for devices with Loox plug - for connecting to Loox5 driver



12 V: Loox socket/Loox5 plug



24 V: Loox socket/Loox5 plug

- > Area of application: For connecting Loox devices to Loox5 drivers or Loox5 distributors. Suitable for all devices with Loox plug, e.g. monochrome lights, distributors, charging stations, color mixers for multi-white and RGB as well as electrically operated fittings, converters, etc.
- > Length: 50 mm (2")
- > Current carrying capacity: Max. 3.5 A
- > Drill hole Ø: 12 mm (1/2")
- > Packing: 6 pcs.

Device	Driver	Max. connected wattage W	Item No.
12 V	5 12 V	Max. 42	833.95.753
24 V	5 24 V	Max. 84	833.77.838

! Not suitable for 3-wire Loox plugs (multi-white) or 4-wire Loox plugs (RGB).
The current carrying capacity is limited to 3.5 A.
Observe maximum wattage.

Adapter

Loox driver > Loox5 device

Adapter for devices with Loox5 plug - for connecting to Loox driver



12 V: Loox5 socket/Loox plug



24 V: Loox5 socket/Loox plug

- > Area of application: For connecting Loox5 devices to Loox drivers or Loox distributors. Suitable for all devices with 2-wire Loox5 plug, e.g. monochrome lights, distributors, charging stations, etc.
- > Length: 45 mm (1 3/4")
- > Current carrying capacity: Max. 3.5 A
- > Drill hole Ø: 13 mm (1/2")
- > Packing: 6 pcs.

Device	Driver	Max. connected wattage W	Item No.
5 12V	12V	Max. 42	833.95.752
5 24V	24V	Max. 84	833.77.837

! Not suitable for 4-wire Loox5 plugs (multi-white or RGB). The current carrying capacity is limited to 3.5 A. Observe maximum wattage.

Adapter leads for LED strip lights with Loox5 clip - for connecting to Loox driver or color mixer

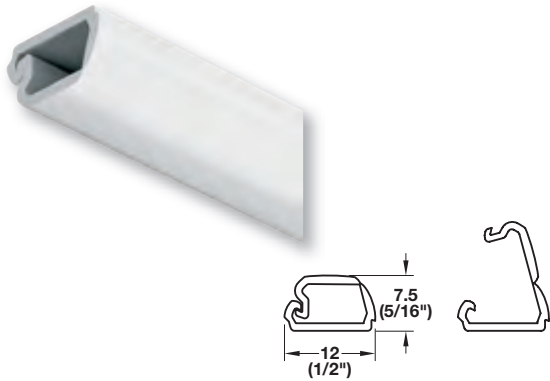
> Length: 2000 mm (78 3/4")

Device	Driver/color mixer	for LED strip light	Item No.
5 12V	12V	monochrome 5 mm (3/16")	833.72.742
		monochrome 8 mm (5/16")	833.72.716
		multi-white 8 mm (5/16")	833.72.717
		RGB 10 mm (3/8")	833.72.718
5 24V	24V	monochrome 5 mm (3/16")	833.75.732
		monochrome 8 mm (5/16")	833.75.705
		multi-white 8 mm (5/16")	833.75.706
		RGB 10 mm (3/8")	833.75.707

Dimensional data not binding. Dimensions in mm, inches are approximate. We reserve the right to alter specifications without notice.

Cable routing

Häfele Loox cable channel



- > Material: Plastic
- > L x W x H: 2500 x 12 x 7.5 mm (98 7/16" x 1/2" x 5/16")
- > Application: Concealing visible cables in furniture and cabinets
- > Supplied with: 1 cable channel with adhesive tape

Color	Item No.
Black, RAL 9005	833.89.033
Brown, RAL 8007	833.89.023
White, RAL 9010	833.89.013

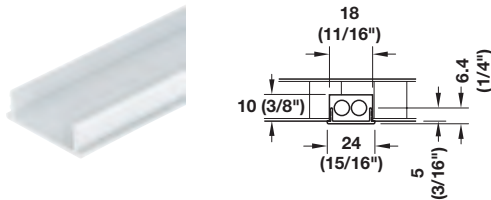
Cable management channel



- > Material: Plastic
- > L x W x H: 2438 x 36.5 x 5 mm (96" x 1 7/16" x 3/16")
- > Application: Concealing visible cables in furniture and cabinets

Color	Item No.
Tan	833.16.040
Black	833.16.041
White	833.16.042

Wire management cover - recess mounted



- > Material/Color: Plastic, white RAL 9010
- > Length: 2500 mm (98 3/8")
- > Application: Concealing visible cables in furniture and cabinets

Item No.
833.00.730

Wire management cover - recess mounted



- > Material: Plastic
- > L x W x H: 51 x 25 x 16 mm (2" x 1" x 5/8")

Color	Item No.
Black	824.19.396
White	824.19.796

Accessories

Drill bits and systems

Machine boring bit - RH



> Material: Carbide

Dimensions	Item No.
Ø 26 x 70 (1" x 2 3/4")	001.08.004
Ø 28 x 70 (1 1/8" x 2 3/4")	001.08.012
Ø 35 x 70 (1 3/8" x 2 3/4")	001.08.006
Ø 40 x 57 (1 5/8" x 2 1/4")	001.06.865

Machine boring bit - with center spur - RH



> Material: Carbide

Dimensions	Item No.
Ø 55 x 57 (2 3/16" x 2 1/4")	001.07.513
Ø 58 x 57 (2 5/16" x 2 1/4")	001.07.522
Ø 60 x 57 x 10 (2 3/8" x 2 1/4" x 3/8")	001.08.040
Ø 68 x 70 x 10 (2 11/16" x 2 3/4" x 3/8")	001.08.016

Dimensional data not binding. Dimensions in mm, inches are approximate. We reserve the right to alter specifications without notice.

ILLUMINATING

EXTENDING

SWITCHING

NETWORKING

DISTRIBUTING

SUPPLYING

Accessories

Drill bits and systems

Drilling jig - for puck light



> Supplied with: Jig, 2 boring bits, 1 drill bit

	Item No.
	001.35.052

Drill bit - for puck light, with stop



> Material: M2 HSS Steel
 > Ø x L: 10 x 457 mm (3/8" x 18")
 > Supplied with: Hex key

	Item No.
	001.35.053

! High grade steel material for increased drill life. Allows for deeper wire holes.

Forstner bit assembly - for puck light



> Material: HSS Steel
 > Supplied with: Adjustable depth stop, collar, hex key

Ø	Item No.
54 (2 1/8")	001.35.054
56 (2 1/4")	001.35.055

! Superior Austrian quality. High grade steel material with patented wave cutting edge. Patented cutting edge drills 10x faster than standard bits. Modified low-profile brad point tip for flat bottom hole.

Supplying



Häfele Loox5 drivers 12 V

Wall plug drivers 12 V	> Page 123
Leads 12 V	> Page 123
Constant voltage 12 V	> Page 124
Country-specific power cords	> Page 124



Häfele Loox5 drivers 24 V

Constant voltage 24 V	> Pages 125–126
-----------------------	-----------------



Häfele Loox converters

Converter 24 V to 12 V	> Page 127
Converter 12 V to 24 V	> Page 127




Lutron stand alone

Wall dimming controls (LV)	> Page 128
Wall plates	> Page 128
Wall dimming controls (CL)	> Page 129
Wall dimming controls (0–10 V)	> Page 130
Wall dimming controls 2 wire Caséta Pro	> Pages 131–132
Dimming LED driver 12 V	> Page 133
Hardwired driver 12 V	> Page 134
Dimming LED driver 24 V	> Page 135
Hardwired driver 24 V	> Page 136
Ecosystem® driver 24 V	> Pages 137–138
Remotes	> Page 139



Supplying

Central or decentralized supply



Central and compact

Driver with 6-way distributor via box to box plug-in connection for compact dimensions.

Decentralized

Driver at the entry point of a given socket position. Decentralized 6-way distributor via cable connection.

3-level control concept

Loox5 specializes the tasks: on the one hand, professional drivers with top performance in terms of energy efficiency, life time, overload protection, and rectification, and on the other hand, the 6-way distributor with a 3-level control concept that can be combined as desired:



Level 1

Distributor without switching function



Level 2

Distributor with switching function



Level 3

Distributor with switching function and Bluetooth® chip for the network control in the Häfele Connect Mesh

- > 6-way distributors see page 105
- > Häfele Connect Mesh 6-way distributor see page 95
- > Extension leads see page 107

Drivers

12 V

Häfele Loox wall plug driver 12 V




Driver 15 W US
833.74.936


- > Material/Color: Plastic, black
- > Degree of protection: IP20
- > Input voltage: 100–240 V~; 50–60 Hz
- > Output voltage: DC 12 V
- > Standby power consumption: 0.1 W
- > Supplied with: 1 wall plug driver

Plug design/designation	Output power W	L x W x H	Item No.
US	6	61 x 37 x 43 (2 3/8" x 1 1/2" x 1 11/16")	833.74.934
	15	78 x 46 x 54 (3 1/16" x 1 13/16" x 2 1/8")	833.74.936
	27	84 x 50 x 72 (3 5/16" x 2" x 2 7/8")	833.74.938


Häfele Loox leads 12 V




833.74.749



833.74.748



833.74.709



833.74.746

- > Length: 4000 mm (157 1/2")

12V Plug design/designation	Item No.
2.5 A/22 AWG with 2 slots	833.74.749
2.5 A/22 AWG with 6-way distributor	833.74.748
2.5 A/22 AWG with dimmer and 6-way distributor	833.74.709
2.5 A/22 AWG with rocker switch and 6-way distributor	833.74.746

- > Length: 2000 mm (78 3/4")

12V Plug design/designation	Item No.
2.5 A/22 AWG with 1 slot	833.74.791

12V 5 12V All sockets for 12 V Loox. Please order 6-piece adapter set 833.95.752 for Loox5 devices separately, see page 117.

Note
Loox lights and drivers are "Suitable for use within closet storage spaces"

Dimensional data not binding. Dimensions in mm, inches are approximate. We reserve the right to alter specifications without notice.

Drivers

12 V

Häfele Loox5 driver constant voltage 12 V



EXTRA SLIM

- > Version: With overload protection
- > Material/Color: Plastic, black
- > Degree of protection: IP20
- > Input voltage: 100–240 V~; 50–60 Hz
- > Output voltage: DC 12 V
- > Number of connections: 1x socket Loox5 12 V
- > Life time: >70,000 hours
- > Safety: Class 2
- > Supplied with: 1 driver with mounting accessories
1 US power cord

5 12V	Output power	Output current	Standby power consumpt.	L x W x H	Item No.
	W	A	W		
1	20	1.67	≤0.2 W	140 x 50 x 16 (5 1/2" x 2" x 5/8")	833.95.000
2	40	3.33	≤0.3 W	191 x 60 x 16 (7 1/2" x 2 3/8" x 5/8")	833.95.002
3	60	5.00	≤0.3 W	230 x 70 x 16 (9 1/16" x 2 3/4" x 5/8")	833.95.003

! Ambient temperature –25 °C to +45 °C (60 W: 40 °C)
Ensure that there is a sufficient air supply and circulation at the mounting location.

! Maximum lead length from the Loox5 driver to the device is 10,000 mm (393 11/16"). Long cable lengths in combination with large loads (strip light lengths) can result in voltage losses in the cable. These lead to visible loss of brightness in the lights. The illuminance listed with the lights has been determined with the rated output voltage of the driver. (12 V or 24 V).

! **Note**
Loox lights and drivers are "Suitable for use within closet storage spaces"

Country-specific power cords - 2000 mm (78 3/4") lead length, socket at the cable: C7

	3000 mm (118")								
Plug design									
Description	US	UK	AU	EU	JP	CN	KR	US	US
Supplied with	1 pc.	1 pc.	1 pc.	1 pc.	1 pc.	1 pc.	1 pc.	1 pc.	1 pc.
Item No.	833.89.003	833.89.000	833.89.001	833.89.002	833.89.016	833.89.005	833.89.006	833.89.050	833.89.008

Power cord - with 90° plug



- > Length: 2000 mm (78 3/4")
- > Material/Color: Plastic, black

Item No.
833.89.017

90° plug adapter



- > Material/Color: Plastic, black

Item No.
833.89.018



Drivers

24 V

ILLUMINATING

EXTENDING

SWITCHING

NETWORKING

DISTRIBUTING

SUPPLYING

Häfele Loox5 driver constant voltage 24 V



- > Version: With overload protection
- > Material/Color: Plastic, black
- > Degree of protection: IP20
- > Input voltage: 100–240 V~; 50–60 Hz
- > Output voltage: DC 24 V
- > Number of connections: 1x socket Loox5 24 V
- > Life time: >70,000 hours
- > Safety: Class 2
- > Supplied with: 1 driver with mounting accessories
1 US power cord

5 ^{24V}	Output power	Output current	Standby power consumpt.	L x W x H	Item No.
	W	A	W		
1	20	0.83	≤0.2 W	140 x 50 x 16 (5 1/2" x 2" x 5/8")	833.95.008
2	40	1.67	≤0.3 W	191 x 60 x 16 (7 1/2" x 2 3/8" x 5/8")	833.95.010
3	90	3.75	≤0.3 W	316 x 70 x 16 (12 7/16" x 2 3/4" x 5/8")	833.95.011

! Ambient temperature –25 °C to +45 °C
Ensure that there is a sufficient air supply and circulation at the mounting location.

! Maximum lead length from the Loox5 driver to the device is 10,000 mm (393 11/16"). Long cable lengths in combination with large loads (strip light lengths) can result in voltage losses in the cable. These lead to visible loss of brightness in the lights. The illuminance listed with the lights has been determined with the rated output voltage of the driver. (12 V or 24 V).

! **Note**
Loox lights and drivers are "Suitable for use within closet storage spaces"



Country-specific power cords - 2000 mm (78 3/4") lead length, socket at the cable: C7

									3000 mm (118")
Plug design									
Description	US	UK	AU	EU	JP	CN	KR	US	US
Supplied with	1 pc.	1 pc.	1 pc.	1 pc.	1 pc.	1 pc.	1 pc.	1 pc.	1 pc.
Item No.	833.89.003	833.89.000	833.89.001	833.89.002	833.89.016	833.89.005	833.89.006	833.89.050	833.89.008

Power cord - with 90° plug



- > Length: 2000 mm (78 3/4")
- > Material/Color: Plastic, black
- > Supplied with: 1 pc.

	Item No.
	833.89.017

90° plug adapter



- > Material/Color: Plastic, black
- > Supplied with: 1 pc.

	Item No.
	833.89.018

Dimensional data not binding. Dimensions in mm, inches are approximate. We reserve the right to alter specifications without notice.

Drivers

24 V

Häfele Loox5 driver constant voltage 24 V



Driver 270 W, 100–120 V~
833.95.022



- > Version: With overload protection
- > Material/Color: Plastic, black
- > Degree of protection: IP20
- > Standby power consumption: <0.5 W
- > Output voltage: DC 24 V
- > L x W x H: 234 x 75 x 38 mm
(9 3/16" x 2 15/16" x 1 1/2")
- > Life time: >70,000 hours
- > Safety: Class 2
- > Supplied with: 1 driver with mounting accessories
1 US power cord

5 ^{24V}	Input voltage	Output power W	Output current A	Number of connections Loox5 24 V	Item No.
100–120 V~: typical input voltage in US, JP, CN, TW					
4	100–120 V~, 50–60 Hz	270 (3 x 90)	3 x 3.75	3x socket	833.95.022

! Please pay attention to the regional input voltage when choosing the driver.

! Ambient temperature –25 °C to +45 °C (270 W: 40 °C)
Ensure that there is a sufficient air supply and circulation at the mounting location.

! Maximum lead length from the Loox5 driver to the device is 10,000 mm (393 11/16"). Long cable lengths in combination with large loads (strip light lengths) can result in voltage losses in the cable. These lead to visible loss of brightness in the lights. The illuminance listed with the lights has been determined with the rated output voltage of the driver. (12 V or 24 V).

! **Note**
Loox lights and drivers are "Suitable for use within closet storage spaces"

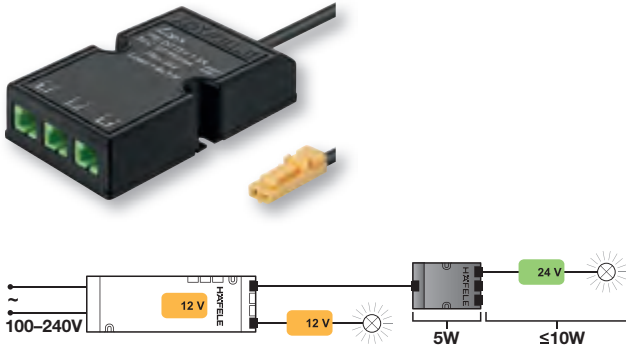
Country-specific power cords - 2000 mm (78 3/4") lead length, socket at the cable: C13

Plug design										
Description	UK	AU	EU	US	JP	CN	KR	TW	EU	US
Supplied with	1 pc.	1 p.c	1 pc.	1 pc.	1 pc.	1 pc.	1 pc.	1 pc.	1 pc.	1 pc.
Item No.	833.89.256	833.89.257	833.89.258	833.89.259	833.89.260	833.89.261	833.89.262	833.89.263	833.89.265	833.89.264

Converters



Häfele Loox converter 24 V to 12 V - for connecting 24 V lights to the 12 V system




12 V **5 12 V** Loox5 12 V driver see page 124.
Please order 6-piece adapter set 833.95.753 separately, see page 116.

- > Application: Connecting 24 V lights to the 12 V system
- > Wattage: Input 15 W, output 10 W
- > Standby power consumption W: 0.3
- > Primary side: DC 12 V
- > Secondary side: DC 24 V
- > Number of output ports: 3 connections for 24 V lights
- > L x W x H: 61 x 34 x 15 mm (2 3/8" x 1 5/16" x 9/16")
- > Supplied with: 1 converter with 200 mm (7 7/8") lead

Item No.
833.77.934

! Maximum possible connected rating of 10 W per converter.

Häfele Loox converter 12 V to 24 V - for connecting 12 V lights to the 24 V system



24 V **5 24 V** Loox5 24 V driver see page 125.
Please order 6-piece adapter set 833.77.838 separately, see page 116.

- > Application: Connecting 12 V lights to the 24 V system
- > Wattage: Input 15 W, output 10 W
- > Standby power consumption W: 0.3
- > Primary side: DC 24 V
- > Secondary side: DC 12 V
- > Number of output ports: 3 connections for 12 V lights
- > L x W x H: 61 x 34 x 15 mm (2 3/8" x 1 5/16" x 9/16")
- > Supplied with: 1 converter with 200 mm (7 7/8") lead

Item No.
833.74.947

! Maximum possible connected rating of 10 W per converter.

Lutron stand alone


Wall dimming controls 2 wire low voltage (LV)



Wall dimming controls - 110-120 VAC

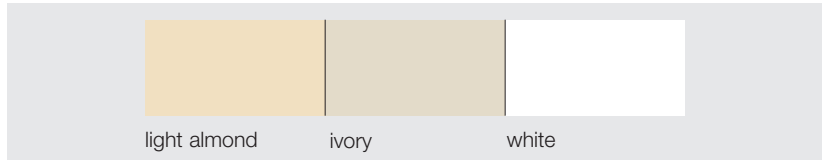
Diva

Ariadni



- > Material: Plastic, Aluminum
- > Wattage: 600
- > L x W x H: 115 x 57 x 55 mm (4 1/2" x 2 1/4" x 2 3/16")
- > Supplied with: Mounting screws, wire nuts, installation instructions

Color	Diva	Ariadni
Light almond	820.66.452	820.66.455
Ivory	820.66.652	820.66.655
White	820.66.752	820.66.755



Wall plates

Diva

Ariadni



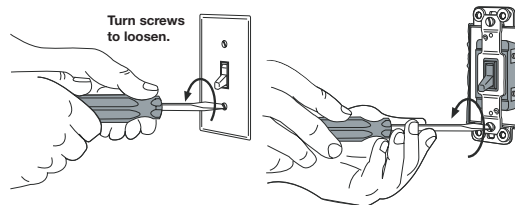
- > Material: Plastic
- > L x W x H: 120 x 70 x 10 mm (4 3/4" x 2 3/4" x 3/8")
- > Supplied with: Mounting screws, cover plate

Color	Diva	Ariadni
Light almond	820.66.453	820.66.456
Ivory	820.66.653	820.66.656
White	820.66.753	820.66.756



! Control multiple LED light bars, LED strip lights and pucks up to 600 W. Great for dining rooms, bedrooms, bathrooms, and kitchens. Dimming offers energy savings over standard wall switches. Dimming to 1% with smooth, continuous, flicker-free performance. Arrives ready to install. Input voltage: 110 - 120 VAC, 60 Hz, 600 VA / 450 W Operate between 32 °F (0 °C) and 104 °F (40 °C). 0% to 90% humidity, non-condensing 12 VDC E-Series drivers see page 134. 24 VDC E-Series drivers see page 136. Lutron drivers see pages 133, 135, 137, 138.

! For installation by a qualified electrician in accordance with all local and national electrical codes. Use copper conductors only. For indoor use only. Check to see that the driver type and rating are suitable for the application. **Compatible with E-series and Lutron Low Voltage Drivers.** DO NOT install if product has any visible damage. If moisture or condensation is evident, allow the product to dry completely before installation.



Lutron stand alone


Wall dimming controls 2 wire forward phase (CL)



Diva and Ariadni wall dimming controls


Diva

Ariadni



- > Material: Plastic, Aluminum
- > Wattage: 150
- > L x W x H: 115 x 57 x 55 mm (4 1/2" x 2 1/4" x 2 3/16")
- > Supplied with: Mounting screws, wire nuts, installation instructions

Color	Diva	Ariadni
Light almond	820.66.451	820.66.454
Ivory	820.66.651	820.66.654
White	820.66.751	820.66.754



Diva and Ariadni wall plates


Diva

Ariadni



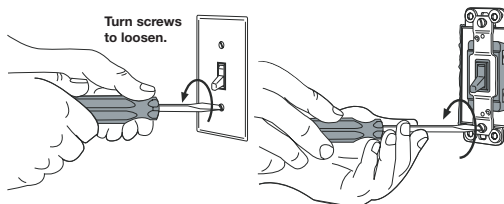
- > Material: Plastic
- > L x W x H: 120 x 70 x 10 mm (4 3/4" x 2 3/4" x 3/8")
- > Supplied with: Mounting screws, cover plate

Color	Diva	Ariadni
Light almond	820.66.453	820.66.456
Ivory	820.66.653	820.66.656
White	820.66.753	820.66.756



! Control up to 150 W of LED light bars, LED strip lights or pucks. Great for dining rooms, bedrooms, bathrooms, closets and kitchens. Dimming offers energy savings over standard wall switches. Dimming to 1% with smooth, continuous, flicker-free performance. Arrives ready to install. Input voltage: 110 - 120 VAC, 60 Hz Operate between 32 °F (0 °C) and 104 °F (40 °C). 0% to 90% humidity, non-condensing 12 VDC E-Series drivers see page 134. 24 VDC E-Series drivers see page 136. Lutron drivers see pages 133, 135, 137, 138.

! For installation by a qualified electrician in accordance with all local and national electrical codes. Use copper conductors only. For indoor use only. Check to see that the driver type and rating are suitable for the application. **Compatible with E-series and Lutron Low Voltage Drivers.** DO NOT install if product has any visible damage. If moisture or condensation is evident, allow the product to dry completely before installation.



Dimensional data not binding. Dimensions in mm, inches are approximate. We reserve the right to alter specifications without notice.



Lutron stand alone

Wall dimming controls 2-conductor signal wire (0-10 V)



Diva wall dimmers



Color	Item No.
Light almond	820.66.450
Ivory	820.66.650
White	820.66.750



Diva wall plates




Color	Item No.
Light almond	820.66.453
Ivory	820.66.653
White	820.66.753



! Great for dining rooms, bedrooms, bathrooms, closets and kitchens. Dimming offers energy savings over standard wall switches. Dimming to 1% with smooth, continuous, flicker-free performance. Arrives ready to install. Works with Loox Dimmer Interface Module and Loox Driver to offer secondary side dimming. Operate between 32 °F (0 °C) and 104 °F (40 °C). 0% to 90% humidity, non-condensing 12 VDC Loox drivers see page 124. 24 VDC Loox drivers see pages 125–126. Loox dimmer Interface see page 91. Leads see pages 125–127.

! For installation by a qualified electrician in accordance with all local and national electrical codes. Use copper conductors only. For indoor use only. Check to see that the driver type and rating are suitable for the application. **Compatible with Loox Driver and Loox Dimmer Interface Module.** DO NOT install if product has any visible damage. If moisture or condensation is evident, allow the product to dry completely before installation.



Lutron stand alone

Wall dimming controls 2 wire Caséta Pro




Diva wall dimmers



- > Material: Plastic, Aluminum
- > Wattage: 250
- > L x W x H: 115 x 57 x 55 mm (4 1/2" x 2 1/4" x 2 3/16")
- > Supplied with: Mounting screws, wire nuts, installation instructions

Color	Item No.
Light almond	820.66.400
Ivory	820.66.410
White	820.66.780




Diva wall plates



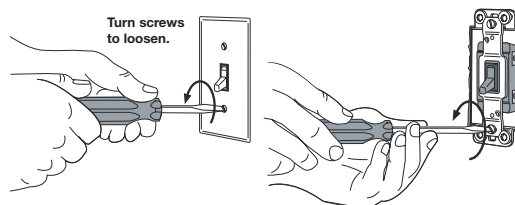
- > Material: Plastic
- > L x W x H: 120 x 70 x 10 mm (4 3/4" x 2 3/4" x 3/8")
- > Supplied with: Mounting screws, cover plate

Color	Item No.
Light almond	820.66.453
Ivory	820.66.653
White	820.66.753



! Control multiple LED light bars, LED strip lights and pucks up to 250 W. Great for dining rooms, bedrooms, bathrooms, closets and kitchens. Dimming to 1% offers energy savings over standard wall switches. Single pole/multi-location 250 W dimmable LED/CFL 1000 W incandescent/halogen; 1000 VA MLV Neutral optional 434 MHz Works with Remote and Gateway for multiple Control locations. Operate between 32 °F (0 °C) and 104 °F (40 °C). 0% to 90% humidity, non-condensing 12 VDC E-Series drivers see page 134. 24 VDC E-Series drivers see page 136. Lutron drivers see pages 133, 135, 137, 138.

! For installation by a qualified electrician in accordance with all local and national electrical codes. Use copper conductors only. For indoor use only. Check to see that the driver type and rating are suitable for the application. **Compatible with E-series and Lutron Low Voltage Drivers.** DO NOT install if product has any visible damage. If moisture or condensation is evident, allow the product to dry completely before installation.



Dimensional data not binding. Dimensions in mm, inches are approximate. We reserve the right to alter specifications without notice.



Lutron stand alone

Caséta wall dimmer




Remote control - for Caséta wall dimmer



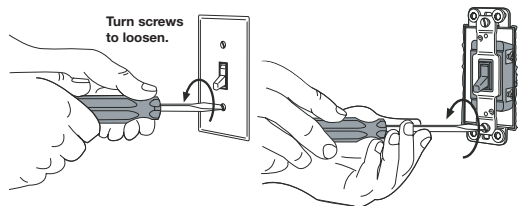
- > Material: Plastic
- > W x H x D: 67 x 33 x 8 mm
(2 5/8" x 1 5/16" x 5/16")
- > Supplied with: CR2032 battery

- !** Dimming control
4-button with raise/lower and light icon engraving.
434 MHz
Pair additional remotes to main wall dimmer for added dimming control locations.
3 V - 10 mA
Uses single CR 2032 battery

Color	Item No.
Light almond	825.73.771
Ivory	825.73.772
White	825.73.770




Diva wall plate



- > Material: Plastic
- > L x W x H: 120 x 70 x 10 mm
(4 3/4" x 2 3/4" x 3/8")
- > Supplied with: Mounting screws, cover plate

Color	Item No.
Light almond	820.66.453
Ivory	820.66.653
White	820.66.753



- +** **Gateway smart bridge for Caséta Pro, 5 V**
> Material/Color: Plastic, white
> W x H X D: 70 x 70 x 30 mm
(2 3/4" x 2 3/4" x 1 3/16")
> Supplied with: 120 V-5 V, 300 mA power supply

Item No.
830.69.887

- +** **Mounting bracket for remote control**
> Allows for easy installation of a remote control over an existing wall box or directly on any wall surface.
> Material/Color: Plastic, clear
> W x H X D: 95 x 35 x 10 mm
(3 3/4" x 1 3/8" x 3/8")

Item No.
825.73.775

- !** Enables control of lights, shades, and temperature using the Lutron App.
Compatible with Caséta® Wireless dimmers and switches, Serena® battery-powered shades, Lutron Wireless Thermostat, Nest Learning Thermostat, and select Honeywell® Wi-Fi thermostats.
Easy to install; just plugs into your Wi-Fi router.
Uses Clear Connect® wireless technology— no callbacks.

- !** **Lutron App for Smart Devices**
Works in conjunction with the Caséta® Pro Wall Dimmer and Smart Bridge PRO.
Control individual lights, shades, and thermostats - even when you're away from home.
Add scenes to control multiple lights and shades with a single touch.
Schedule scenes to adjust lights and shades automatically.
Download for free from the App Store® or Google Play™.

Lutron

Dimming LED driver



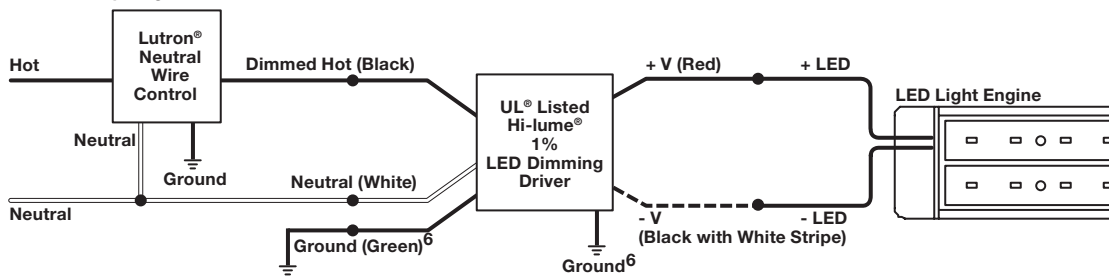
12 V driver



- > Wattage: 40
- > Input voltage: 110–120 VAC
- > Output voltage: 12 VDC
- > W x H x D: 124 x 100 x 68 mm
(4 7/8" x 4" x 2 5/8")

Item No.
833.02.961

Controls Requiring a Neutral Wire



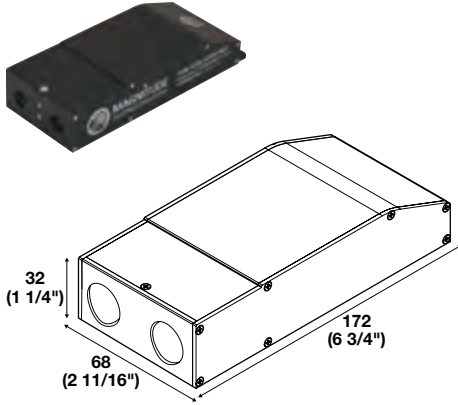
- ! Control multiple LED light bars, LED strip lights and pucks up to 40 W.
10 W minimum load.
- Remote mount driver up to 40 ft. away from LED source for 12 V option.
- Provided on a junction box for easy installation and wire termination.
- Dimming to 1% with smooth, continuous, flicker-free performance.
- Class 2 protection device.
- Arrives ready to install.
- Operate between 32 °F (0 °C) and 104 °F (40 °C).
- 0% to 90% humidity, non-condensing.
- Hi-lume 1% LED dimming drivers offer a filtered, regulated power source that works well with LED solid state lights.
- 3 wire eco-systems driver solutions are available upon request.

- ! For installation by a qualified electrician in accordance with all local and national electrical codes. For indoor use and copper conductors only. Check to see that the driver type and rating are suitable for the application.
- Compatible with CL Dimmers and other Lutron Dimmers and Systems.** DO NOT install if product has any visible damage. If moisture or condensation is evident, allow the product to dry completely before installation.

Hardwired driver

12 V

Dimmable E-series driver



- > Material/Finish: Aluminum, black
- > L x W x H: 172 x 69 x 32 mm
(6 3/4" x 2 11/16" x 1 1/4")

Max. load	Output current	Item No.
20 W	1.67 A	833.02.964
40 W	3.33 A	833.02.963
60 W	5 A	833.02.962

- ! Output Voltage: 12 VDC
- Input Voltage: 120 V 60 Hz
- Degree of protection: Nema 3R enclosure type
- Hard wired by licensed electrician only.
- Dimmable with any standard MLV/CL (Triac) Forward Phase Dimmer Switch.
- Class 2 low voltage power supply.
- 8 W min load

Distribution block - with 6 ports



- > Material/Color: Plastic, black
- > Supplied with: Mounting hardware

Item No.
833.02.748

- ! 6-way distribution block with bare wire ends.
- 20 AWG cable
- Add to any hardwired dimmable driver to turn output into modular connectors to Loox lights.
- Wires are marked for polarity.

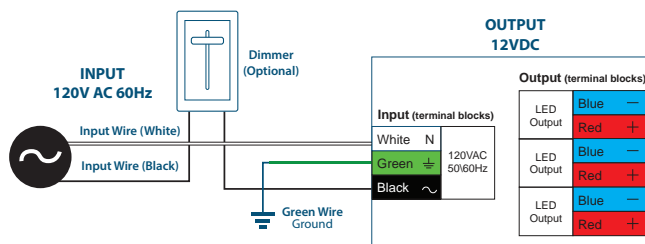
High output dimmable LED driver



- > Material/Finish: Steel, white
- > Input voltage: 120 V 60 Hz
- > Output voltage: 12 VDC
- > Max. load: 180 W
- > Output current: 15 A
- > Degree of protection: Nema 3R enclosure type
- > L x W x H: 279.4 x 304.8 x 54 mm
(11" x 12" x 2.13")

Item No.
833.02.927

- ! 3 x 60 W independent output circuits.
- Hard wired by licensed electrician only.
- Dimmable with any standard MLV/CL/Incandescent (Triac) Forward Phase Dimmer Switch.
- Class 2 low voltage power supply.
- Auto-reset protection for short circuits and over-voltage.
- Easy installation using terminal blocks.
- 8 W min per circuit



Lutron

Dimming LED driver



ILLUMINATING



EXTENDING



SWITCHING



NETWORKING



DISTRIBUTING



SUPPLYING



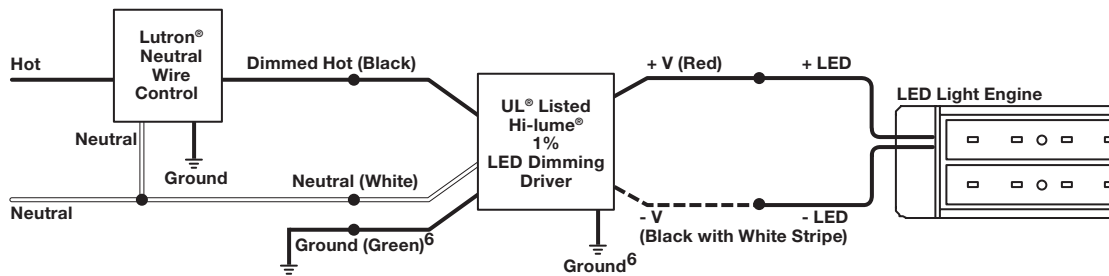
24 V driver



- > Wattage: 40
- > Input voltage: 110–120 VAC
- > Output voltage: 24 VDC
- > W x H x D: 124 x 100 x 68 mm (4 7/8" x 4" x 2 5/8")
- > Supplied with: Driver, double gang box, wire nuts, instructions

Item No.
833.05.905

Controls Requiring a Neutral Wire



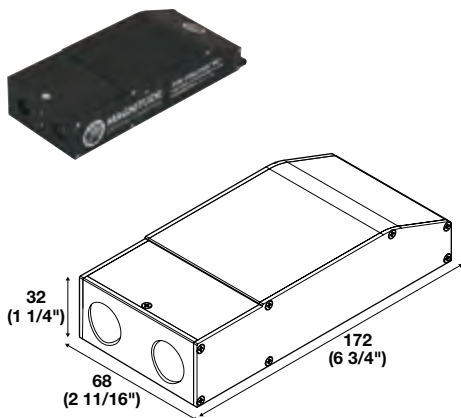
- ! Control multiple LED light bars, LED strip lights and pucks up to 40 W.
10 W minimum load.
- Remote mount driver up to 40 ft. away from LED source for 24 V option.
- Provided on a junction box for easy installation and wire termination.
- Dimming to 1% with smooth, continuous, flicker-free performance.
- Class 2 protection device.
- Arrives ready to install.
- Operate between 32 °F (0 °C) and 104 °F (40 °C).
- 0% to 90% humidity, non-condensing.
- Hi-lume 1% LED dimming drivers offer a filtered, regulated power source that works well with LED solid state lights.
- 24 VDC 96 W driver available upon request.

- ! For installation by a qualified electrician in accordance with all local and national electrical codes. For indoor use and copper conductors only. Check to see that the driver type and rating are suitable for the application.
- Compatible with CL Dimmers and other Lutron Dimmers and Systems.** DO NOT install if product has any visible damage. If moisture or condensation is evident, allow the product to dry completely before installation.

Hardwired driver

24 V

Dimmable E-series driver



- > Material/Finish: Aluminum, black
- > L x W x H: 172 x 69 x 32 mm (6 3/4" x 2 11/16" x 1 1/4")

Max. load	Output current	Item No.
20 W	0.83 A	833.02.970
40 W	1.66 A	833.02.969
60 W	2.5 A	833.02.968
75 W	3.13 A	833.02.967
96 W	4.0 A	833.02.966

- ! Output Voltage: 24 VDC
- Input Voltage: 120 V 60 Hz
- Degree of protection: Nema 3R enclosure type
- Hard wired by licensed electrician only.
- Dimmable with any standard MLV/CL (Triac) Forward Phase Dimmer Switch.
- Class 2 low voltage power supply.
- 8 W min load.

Distribution block - with 6 ports



- > Material/Color: Plastic, black
- > Supplied with: Mounting hardware

Item No.
833.05.797

- ! 6-way distribution block with bare wire ends.
- 20 AWG cable
- Add to any hardwired dimmable driver to turn output into modular connectors to Loox lights.
- Wires are marked for polarity.

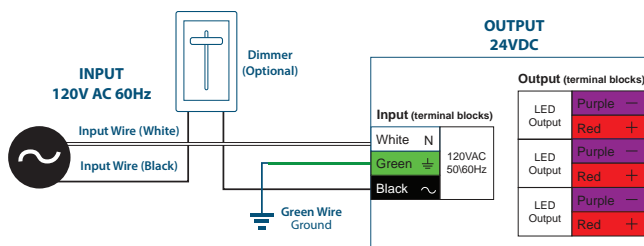
High output dimmable LED driver



- ! 3 x 96 W independent output circuits.
- Hard wired by licensed electrician only.
- Dimmable with any standard MLV/CL/ Incandescent.
- (Triac) Forward Phase Dimmer Switch.
- Class 2 low voltage power supply.
- Auto-reset protection for short circuits and over-voltage.
- Easy installation using terminal blocks.
- 8 W min per circuit.

- > Material/Finish: Steel, white
- > Input voltage: 120 V 60 Hz
- > Output voltage: 24 VDC
- > Max. load: 288 W
- > Output current: 12 A
- > Degree of protection: Nema 3R enclosure type
- > L x W x H: 279.4 x 304.8 x 54 mm (11" x 12" x 2.13")

Item No.
833.02.928



Lutron

LED driver

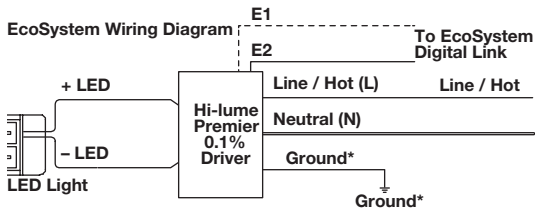
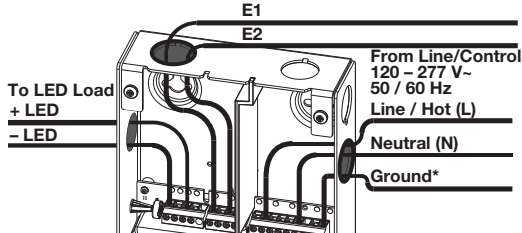
EcoSystem® 3-wire driver



- > Mounting: Surface
- > Dimming: 100%–1%
- > Material/Finish: Steel, white
- > Supplied with: Wire connection, mounting hardware, instructions

Voltage	Output Voltage	Input Voltage	Item No.
5 12 V	12 VDC, 2–40 W	120–277 VAC, 50–60 Hz, 1A	833.02.965
5 24 V	24 VDC, 2–96 W	120–277 VAC, 50–60 Hz	833.02.929

EcoSystem Controls To EcoSystem Digital Link



! Control methods: Ecosystem® smart digital control, 3-wire control Soft-on, fade-to-black dimming technology (Ecosystem® control only) Rated lifetime: 50,000 hours at 40° C (104° F) ambient temperature.
 Compliance: UL Listed for United States and Canada, NOM certified, FCC part 15 for residential and commercial applications, NEMA 410, RoHS.
 Control lights wirelessly from multiple locations.
 Allows the freedom for multiple dimmer placements within a room. Add cabinet light controls right alongside existing rooms controls. Smooth, flicker-free dimming from 100% down to 1%. Provides immunity to electrical noise that can cause flicker at low noise levels.
 Integrates into a planned or existing EcoSystem® or Vive™ lighting control solution.
 Control terminals protect from miswiring up to 277V. Remote mount up to 100' from the light source. Non-volatile memory restores all settings after power failure. Precision microprocessor control and integral thermal management deliver energy savings and extended product life (rated 50,000 hours).
 100% performance tested at factory.

Note

Drivers and receivers must be installed by licensed electrician and are subject to applicable national, state and local electrical codes. Use in conjunction with wireless receiver (sold separately). Controlled by wireless remote (sold separately).

- ➔ Wireless receiver see page 138.
- ➔ Wireless remote see page 132.

Dimensional data not binding. Dimensions in mm, inches are approximate. We reserve the right to alter specifications without notice.



Lutron

LED driver

Wireless receiver - required



- > Material/Color: Plastic, white
- > Output voltage: 120 VAC
- > Mounting: Surface/threaded

	Item No.
	833.01.818

! Controls up to 3 Ecosystem® drivers.
 Uses Lutron Clear Connect® RF technology.
 Designed to give a linear response to changes in viewed light level.
 2 wire connection between optional sensor and control module – the wires are interchangeable to eliminate miswiring.
 Programmed rapid start design ensures full rated lamp life.
 Lamps turn on to any dimmed level without flashing to full brightness.
 End-of-lamp-life protection circuitry ensures safe operation.
 Ultra-quiet operation
 Non-volatile memory restores all ballast settings after power failure.
 100% performance tested at factory.

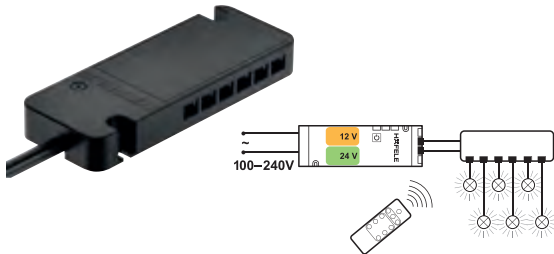
Note

Drivers and receivers must be installed by licensed electrician and are subject to applicable national, state and local electrical codes.

Accessories

Remotes

Premium 6-channel remote receiver



- > Material/Finish: Aluminum, black
- > L x W x H: 172 x 69 x 32 mm
(6 3/4" x 2 11/16" x 1 1/4")

System	Wattage (W)	Max. wattage per slot (W)	Item No.
12 V	60	30	833.73.741
24 V	90	60	833.77.785

- ! White LED lights can be remote controlled with this system.
Remote system requires at least 1 remote and 6-channel receiver to control lights.
Three lighting scenes can be stored.
Remote switches can be added that are compatible with both the 12 V and the 24 V system.

Max. 10 remote receivers can be combined.
Light state and scene stored in memory and recalled upon start up.

Note
Not suitable for multi-white or RGB lights.

Premium 6-channel remote



- > Application: 12 V and 24 V system
- > Material/Color: Plastic, black
- > Supplied with: Replaceable CR2032 lithium battery

Item No.
833.89.121

- ! For controlling Loox 6-channel remote receivers for white LEDs.
Soft on/off with dimming function for 6 channels.
3 lighting scenes can be stored.
Max. 10 remote receivers can be controlled within a radius of 15 m (49').

Remote switch 12 V/24 V - recess mounted



- > Drill hole Ø x H: 40 x 14.4 mm (1 5/8" x 9/16")
- > Material/Color: Plastic, silver colored
- > Supplied with: Replaceable CR2032 lithium battery

Item No.
833.89.122

- ! For controlling all channels or one channel of Loox remote receiver for white LEDs.
Soft on/off and dimming.
Max. 10 remote receivers can be controlled within a radius of 15 m (49').

+ Housing for surface mounting



> Round for screw mounting

Item No.
833.89.123

Coin battery, lithium-ion, CR2032 - for remotes, CR2430 - for wall switch







Item No.	
CR2032	002.99.032
CR2430	002.99.034

Dimensional data not binding. Dimensions in mm, inches are approximate. We reserve the right to alter specifications without notice.

LED strip lights

Technical data, monochrome 5 mm / 8 mm

	Voltage V	Model Häfele Loox5	Quantity LEDs/m	Color temperature K	Illuminance lx Distance					Wattage W/m
						250 mm (9 13/16")	500 mm (19 11/16")	750 mm (29 1/2")	1000 mm (39 3/8")	
LED strip lights monochrome, 5 mm										
	5 12V	LED 2060	120	2700	940		400	220	135	4.8
				3000	970	☀	420	235	145	4.8
				4000	1000		430	240	145	4.8
				5000	1030		430	240	145	4.8
	LED 2061	120	2700	1860		790	440	270	9.6	
			3000	1960	☀	850	470	290	9.6	
			4000	2000		860	480	290	9.6	
			5000	2060		860	480	290	9.6	
	5 24V	LED 3040	120	2700	940		400	220	135	4.8
				3000	970	☀	420	235	145	4.8
				4000	1000		430	240	145	4.8
				5000	1030		430	240	145	4.8
	LED 3041	120	2700	1860		790	440	270	9.6	
			3000	1960	☀	850	470	290	9.6	
			4000	2000		860	480	290	9.6	
			5000	2060		860	480	290	9.6	
LED strip lights monochrome, 8 mm										
	5 12V	LED 2062	60	2700	1050		435	240	145	4.8
				3000	1090	☀	455	245	150	4.8
				4000	1120		460	260	155	4.8
				5000	1130		470	260	160	4.8
	LED 2065	120	2700	1050		435	240	145	4.8	
			3000	1090	☀	455	245	150	4.8	
			4000	1120		460	260	155	4.8	
			5000	1130		470	260	160	4.8	
	LED 2068	120	2700	2145		900	480	300	9.6	
			3000	2250	☀	940	505	310	9.6	
			4000	2300		950	510	320	9.6	
			5000	2300		955	515	320	9.6	
	5 24V	LED 3042	120	2700	1050		435	240	145	4.8
				3000	1090	☀	455	245	150	4.8
				4000	1120		460	260	155	4.8
				5000	1130		470	260	160	4.8
	LED 3045	120	2700	2145		900	480	300	9.6	
			3000	2250	☀	940	505	310	9.6	
			4000	2300		950	510	320	9.6	
			5000	2300		955	515	320	9.6	
	LED 3048	120	2700	2870		1210	665	415	14.4	
			3000	3000	☀	1270	695	430	14.4	
			4000	3100		1310	715	445	14.4	
			5000	3100		1320	715	450	14.4	

*See page 158 for conversion chart.







Luminous flux	Luminous efficacy	Section length	Color rendering index CRI		Available length			Max. strip length (visual)	Max. strip length wattage-dependent on the Loox5 driver			
					5 m (196 7/8")	15 m (590 9/16")	50 m (1968 1/2")		20 W	40 W	60 W	90W
lm/m	lm/W	mm	R _a	R _s				m				
*	*											
440	92	25 (1")	>90	>50	833.74.320	833.74.324	-	4.0 (154 1/2")				
460	96	25 (1")	>90	>50	833.74.321	833.74.325	-	4.0 (154 1/2")	4.10	8.30	12.50	-
480	100	25 (1")	>90	>50	833.74.322	833.74.326	-	4.0 (154 1/2")				
495	103	25 (1")	>90	>50	833.74.323	833.74.327	-	4.0 (154 1/2")				
870	91	25 (1")	>90	>50	833.74.328	833.74.332	-	3.0 (118 1/8")				
830	97	25 (1")	>90	>50	833.74.329	833.74.333	-	3.0 (118 1/8")	2.00	4.10	6.20	-
955	99	25 (1")	>90	>50	833.74.330	833.74.334	-	3.0 (118 1/8")				
990	103	25 (1")	>90	>50	833.74.331	833.74.335	-	3.0 (118 1/8")				
440	92	50 (2")	>90	>50	833.76.300	833.76.304	-	8.0 (314 15/16")				
460	96	50 (2")	>90	>50	833.76.301	833.76.305	-	8.0 (314 15/16")	4.10	8.30	-	18.70
480	100	50 (2")	>90	>50	833.76.302	833.76.306	-	8.0 (314 15/16")				
495	103	50 (2")	>90	>50	833.76.303	833.76.307	-	8.0 (314 15/16")				
870	91	50 (2")	>90	>50	833.76.308	833.76.312	-	5.5 (216 9/16")				
930	97	50 (2")	>90	>50	833.76.309	833.76.313	-	5.5 (216 9/16")	2.00	4.10	-	9.30
955	99	50 (2")	>90	>50	833.76.310	833.76.314	-	5.5 (216 9/16")				
990	103	50 (2")	>90	>50	833.76.311	833.76.315	-	5.5 (216 9/16")				
440	92	50 (2")	>90	>50	833.74.336	-	833.74.340	6.0 (236 1/4")				
465	97	50 (2")	>90	>50	833.74.337	-	833.74.341	6.0 (236 1/4")	4.10	8.30	12.50	-
490	102	50 (2")	>90	>50	833.74.338	-	833.74.342	6.0 (236 1/4")				
495	103	50 (2")	>90	>50	833.74.339	-	833.74.343	6.0 (236 1/4")				
440	92	25 (1")	>90	>50	833.74.354	-	833.74.358	6.0 (236 1/4")				
465	97	25 (1")	>90	>50	833.74.355	-	833.74.359	6.0 (236 1/4")	4.10	8.30	12.50	-
490	102	25 (1")	>90	>50	833.74.356	-	833.74.360	6.0 (236 1/4")				
495	103	25 (1")	>90	>50	833.74.357	-	833.74.361	6.0 (236 1/4")				
920	96	25 (1")	>90	>50	833.74.362	-	833.74.366	4.0 (154 1/2")				
970	101	25 (1")	>90	>50	833.74.363	-	833.74.367	4.0 (154 1/2")	2.00	4.10	6.20	-
1000	104	25 (1")	>90	>50	833.74.364	-	833.74.368	4.0 (154 1/2")				
1040	108	25 (1")	>90	>50	833.74.365	-	833.74.369	4.0 (154 1/2")				
440	92	50 (2")	>90	>50	833.76.316	-	833.76.320	12.0 (472 7/16")				
465	97	50 (2")	>90	>50	833.76.317	-	833.76.321	12.0 (472 7/16")	4.10	8.30	-	18.70
490	102	50 (2")	>90	>50	833.76.318	-	833.76.322	12.0 (472 7/16")				
495	103	50 (2")	>90	>50	833.76.319	-	833.76.323	12.0 (472 7/16")				
920	96	50 (2")	>90	>50	833.76.334	-	833.76.338	8.0 (314 15/16")				
970	101	50 (2")	>90	>50	833.76.335	-	833.76.339	8.0 (314 15/16")	2.00	4.10	-	9.30
1000	104	50 (2")	>90	>50	833.76.336	-	833.76.340	8.0 (314 15/16")				
1040	108	50 (2")	>90	>50	833.76.337	-	833.76.341	8.0 (314 15/16")				
1270	88	50 (2")	>90	>50	833.76.352	-	833.76.356	6.2 (244 1/8")				
1305	91	50 (2")	>90	>50	833.76.353	-	833.76.357	6.2 (244 1/8")	1.30	2.70	-	6.20
1340	93	50 (2")	>90	>50	833.76.354	-	833.76.358	6.2 (244 1/8")				
1430	99	50 (2")	>90	>50	833.76.355	-	833.76.359	6.2 (244 1/8")				



For quick selection of linear light, see page 2

LED strip lights

Technical data, monochrome constant current 8 mm / silicone 8 mm

	Voltage V	Model Håfele Loox5	Quantity LEDs/m	Color temperature K	Illuminance lx Distance				Wattage W/m	
					250 mm (9 13/16")	500 mm (19 11/16")	750 mm (29 1/2")	1000 mm (39 3/8")		
LED strip lights monochrome constant current 8 mm										
	5 12 V	LED 2077	120	2700	1775		760	425	265	9.6
				3000	1850	☀	790	440	270	9.6
				4000	1950		830	465	285	9.6
				5000	1950		830	465	285	9.6
	5 24 V	LED 3050	140	2700	2050		890	490	305	9.6
				3000	2150	☀	930	520	325	9.6
				4000	2205		990	545	335	9.6
				5000	2340		1010	550	340	9.6
		LED 3051	140	2700	3150		1365	760	470	14.4
				3000	3170	☀	1385	770	480	14.4
				4000	3190		1390	770	480	14.4
				5000	3200		1400	770	480	14.4
LED 3052	140	2700	4070		1750	970	600	19.2		
		3000	4160	☀	1780	990	620	19.2		
		4000	4220		1800	1000	625	19.2		
		5000	4260		1840	1020	630	19.2		
LED silicone strip lights monochrome, 8 mm										
	5 12 V	LED 2063	60	2700	920		390	215	135	4.8
				3000	960	☀	410	225	140	4.8
				4000	975		415	230	145	4.8
				5000	1010		425	235	145	4.8
	5 24 V	LED 3043	120	2700	920		390	215	135	4.8
				3000	960	☀	410	225	140	4.8
				4000	975		415	230	145	4.8
				5000	1010		425	235	145	4.8
		LED 3046	120	2700	1855		790	435	270	9.6
				3000	1895	☀	805	445	275	9.6
				4000	1960		840	465	290	9.6
				5000	2020		860	475	295	9.6

*See page 158 for conversion chart.







Luminous flux lm/m *	Luminous efficacy lm/W *	Section length mm	Color rendering index CRI		Available length			Max. strip length (visual) m	Max. strip length wattage- dependent m on the Loox5 driver			
			R _a	R ₉	5 m (196 7/8")	15 m (590 9/16")	50 m (1968 1/2")		20 W	40 W	60 W	90W
810	84	25 (1")	>90	>50	833.74.372	-	833.74.376	6.2 (244 1/8")				
860	90	25 (1")	>90	>50	833.74.373	-	833.74.377	6.2 (244 1/8")				
900	94	25 (1")	>90	>50	833.74.374	-	833.74.378	6.2 (244 1/8")	2.00	4.10	6.20	-
905	94	25 (1")	>90	>50	833.74.375	-	833.74.379	6.2 (244 1/8")				
945	98	50 (2")	>90	>50	833.76.362	-	833.76.366	9.0 (354 5/16")				
1030	107	50 (2")	>90	>50	833.76.363	-	833.76.367	9.0 (354 5/16")				
1060	110	50 (2")	>90	>50	833.76.364	-	833.76.368	9.0 (354 5/16")	2.00	4.10	-	9.30
1080	113	50 (2")	>90	>50	833.76.365	-	833.76.369	9.0 (354 5/16")				
1430	99	50 (2")	>90	>50	833.76.370	-	833.76.374	6.2 (244 1/8")				
1520	106	50 (2")	>90	>50	833.76.371	-	833.76.375	6.2 (244 1/8")				
1605	111	50 (2")	>90	>50	833.76.372	-	833.76.376	6.2 (244 1/8")	1.30	2.70	-	6.20
1650	115	50 (2")	>90	>50	833.76.373	-	833.76.377	6.2 (244 1/8")				
1850	96	50 (2")	>90	>50	833.76.378	-	833.76.382	4.6 (181 1/8")				
2015	105	50 (2")	>90	>50	833.76.379	-	833.76.383	4.6 (181 1/8")				
2050	107	50 (2")	>90	>50	833.76.380	-	833.76.384	4.6 (181 1/8")	1.00	2.00	-	4.60
2100	109	50 (2")	>90	>50	833.76.381	-	833.76.385	4.6 (181 1/8")				
415	86	50 (2")	>90	>50	833.74.344	833.74.348	-	6.0 (236 1/4")				
440	92	50 (2")	>90	>50	833.74.345	833.74.349	-	6.0 (236 1/4")				
455	95	50 (2")	>90	>50	833.74.346	833.74.350	-	6.0 (236 1/4")	4.10	8.30	12.50	-
460	96	50 (2")	>90	>50	833.74.347	833.74.351	-	6.0 (236 1/4")				
415	86	50 (2")	>90	>50	833.76.324	833.76.328	-	12.0 (472 7/16")				
440	92	50 (2")	>90	>50	833.76.325	833.76.329	-	12.0 (472 7/16")				
455	95	50 (2")	>90	>50	833.76.326	833.76.330	-	12.0 (472 7/16")	4.10	8.30	-	18.70
460	96	50 (2")	>90	>50	833.76.327	833.76.331	-	12.0 (472 7/16")				
820	85	50 (2")	>90	>50	833.76.342	833.76.346	-	8.0 (314 15/16")				
870	91	50 (2")	>90	>50	833.76.343	833.76.347	-	8.0 (314 15/16")				
900	94	50 (2")	>90	>50	833.76.344	833.76.348	-	8.0 (314 15/16")	2.00	4.10	-	9.30
930	97	50 (2")	>90	>50	833.76.345	833.76.349	-	8.0 (314 15/16")				



For quick selection of linear light, see page 2

LED strip lights

Technical data, multi-white 8 mm / RGB 10 mm

	Voltage V	Model Häfele Loox5	Quantity LEDs/m	Color temperature K	Illuminance lx Distance				Wattage W/m
					250 mm (9 13/16")	500 mm (19 11/16")	750 mm (29 1/2")	1000 mm (39 3/8")	
LED strip lights multi-white, 8 mm									
	5 12V	LED 2064	2 x 60	2700	1025	425	230	145	4.8
				5000	1075	445	245	150	
		LED 2070	2 x 120	2700	1865	785	430	270	9.6
				5000	2045	865	475	295	
	5 24V	LED 3044	2 x 120	2700	1025	425	230	145	4.8
				5000	1075	445	245	150	
		LED 3060 Silicone	2 x 120	2700	1025	425	230	145	4.8
				5000	1075	445	245	150	
		LED 3047	2 x 120	2700	1865	785	430	270	9.6
				5000	2045	865	475	295	
LED 3061 Silicone	2 x 120	2700	1865	785	430	270	9.6		
		5000	2045	865	475	295			
LED 3049	2 x 120	2700	2780	1180	650	405	14.4		
		5000	2800	1200	660	415			
LED strip lights RGB, 10 mm									
	5 12V	LED 2080	120	RGB	-	-	-	-	9.6
	5 24V	LED 3080	120	RGB	-	-	-	-	9.6

*See page 158 for conversion chart.



Luminous flux	Luminous efficacy	Section length	Color rendering index CRI		Available length			Max. strip length (visual)	Max. strip length wattage-dependent on the Loox5 driver			
			R _a	R ₉	5 m (196 7/8")	15 m (590 9/16")	50 m (1968 1/2")		20 W	40 W	60 W	90W
lm/m	lm/W	mm	R _a	R ₉				m				
*	*											
425	89	50 (2")	>90	>50	833.74.352	-	833.74.353	4.5 (177 3/16")	4.10	8.30	12.50	-
465	97											
825	86	25 (1")	>90	>50	833.74.370	-	833.74.371	3.5 (137 13/16")	2.00	4.10	6.20	-
930	97											
425	89	50 (2")	>90	>50	833.76.332	-	833.76.333	8.5 (334 5/8")	4.10	8.30	-	18.70
465	97											
425	89	50 (2")	>90	>50	833.76.387	833.76.388	-	8.5 (334 5/8")	4.10	8.30	-	18.70
465	97											
825	86	50 (2")	>90	>50	833.76.350	-	833.76.351	6.5 (255 7/8")	2.00	4.10	-	9.30
930	97											
825	86	50 (2")	>90	>50	833.76.389	833.76.390	-	6.5 (255 7/8")	2.00	4.10	-	9.30
930	97											
1230	85	50 (2")	>90	>50	833.76.360	-	833.76.361	5.0 (196 7/8")	1.30	2.70	-	6.20
1370	95											
530	51	25 (1")	-	-	833.74.380	-	-	3.0 (118 1/8")	2.00	4.10	6.20	-
530	51	50 (2")	-	-	833.76.386	-	-	6.5 (225 7/8")	2.00	4.10	-	9.30



For quick selection of linear light, see page 2

Light shapes rooms.

Light in furniture is more than just accessories.






- Light in furniture is no longer an accessory
- which can be retrofitted later. Today, light has
- essential and imperative comfort functions in
- furniture.
- Contemporary furniture planning incorporates
- light as a focus right from the beginning in
- order to achieve the best possible result for
- customers.

Light changes spaces.

The interplay of light in rooms and light in furniture promotes a feeling of well-being.



Cooking.


Bright, neutral white light makes for a pleasant illumination of the important work spaces and ensures the proper reflection of the color of food and products.

Eating.

The combination of direct, flat light for a perfect illumination of the dining table, supplemented with indirect, warm effect lights on ceilings and walls creates an atmosphere of ambience.

Relaxation.

The interaction of areas of light and horizons created by light creates a comfortable and cozy atmosphere.





.....
Bright cool light promotes concentration, warm and dimmed light promotes relaxation.

Light and intensity.

When lighting a room, using a combination of several light sources is critical.

In the 1950s, Richard Kelly, a pioneer of lighting design, already differentiated between light to see – ambient luminescence, focal glow – the illumination of an object or area, and play of brilliants – in which the light itself is the object to observe.



Depending on the purpose for the lighting plan of a room and specific areas, task light is used. To create a specific ambience, ambient light is used.



Task light.

For example, the lighting need in a home office can differ and depends on the location of the desk as well as the influx of daylight. When work is done on a computer or tablet, a glare-free light source is required. Since the screen is the work area, a backlight can be sufficient. However, drawing or writing requires a well lit work surface.




Ambient light.

To create an atmospheric ambience, the room light can also be used as indirect lighting in the furniture. Ambient light provides less illumination and serves to create an appealing environment. The light source is often hidden, for example it can be embedded in shelving or behind moldings. It's important that ambient light beams do not create brightly lit surfaces or produce sharp edges.



Light evokes emotions.

Light situations trigger associations: romantic, comfortable, relaxing and cold.



Staging.

Spotlights make the illuminated objects on shelves and showcases the focus. And wall wash light makes wall structures visible.



Highlighting.

Highlighting functional areas with even, bright light is a sensible addition to the general room light.



Setting accents.

The Loox lighting system offers many possibilities to set accents in a room. With the appropriate light composition corners, edges and surfaces can be dramatized.



With a smart lighting plan specific moods can be created in the living environment. The Häfele Loox system can turn a purposefully designed bathroom into a spa. Edge lighting creates an artificial horizon, dimmable spotlights create a candlelight atmosphere. Warm light creates a mood simulating a sunset.

Light and color.




Light makes color visible.

Light is made up of electromagnetic waves which only become visible to the human eye through reflection on objects. A red object reflects only the red color. The other colors are absorbed. All light sources are tested and measured based on the accuracy of their color reproduction, the so-called color rendering index (CRI). The higher the CRI, the higher the quality of color reproduction.



Warm light. Cool light.

The color of the light, also referred to as color temperature, controls our state of well-being. Light with a high blue component has an invigorating effect on the body. Just like the cool fresh light of an early morning. By comparison, strong red and yellow-colored light has a relaxing effect and evokes a state of rest. Just like the warm glow in the late afternoon or a candle.



Consistent color quality and performance.

An important factor for new technologies is the reliability in use.

Häfele has set high standards for the selection of materials, which are continually tested and certified internationally. Setting a narrow binning is one of them. All LEDs are tested and sorted to specified quality criteria after production. Häfele selects the highest quality class LEDs for maximum life time, energy efficiency and to ensure aftermarket replacement quality.

Light with effect.

Every room comes to life with light and shadows.



Linear light.

Linear illumination is created with LED strip lights. Inside cabinets and shelves, on work surfaces or enclosures of furniture, LED strip lights provide uniform light with a broad area of illumination.



Directional light.

Narrow beam Loox spotlights can create directional lighting effects to highlight specific objects. With surface mounted or built-in spotlights in a row it's possible to achieve flat surface illumination of specific areas. A special effect is created by overlapping cones of light.


Linear illumination can be used to create horizons. With direct light objects can be partially emphasized. Wall wash light can highlight and reinforce structures (stone structures, relief wallpapers).

Light and surfaces.



Depending on the material and structure a surface reacts differently to light. Light is partially absorbed, a part is reflected and depending on the surface it's scattered. With translucent or transmissive materials, the light can also shine through the body.

Depending on the material and structure a surface reacts differently to light.



Dark surfaces.

Dark materials absorb light, so it's necessary to use stronger light. However, too much light destroys the ambiance and comfort.



Bright surfaces.

A bright floor or bright materials reflect the light much better than dark materials. A brightly designed space therefore requires less overall light. Extra effect lighting adds freshness and a feeling of spaciousness to the room.

Light and control.

A Smart Home also includes the smart control of different lighting scenes inside the space.

The Häfele Loox system offers several solutions for controlling lights; from the direct control via simple switching points to the remote control of more complex lighting scenarios.



In addition to the lighting, digital solutions can also be used to centrally operate and control the stereo, television, heating, alarm system and more.



Remote control of light.

Especially important is the control of light scenes in multi-functional rooms. Depending on the application, remote controls can be used for easy control of several light sources, from multi-white lights to colored RGB lights.

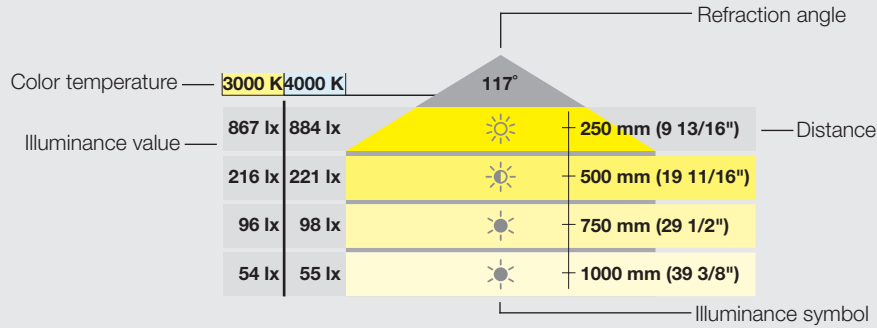
Control light (and more) centrally.

An app connects and centrally controls all installed light components and allows the design of light effects individually with a smartphone or tablet. In this way multiple scenes can be saved and programmed, or simply retrieved with just a fingertip.



Light effects and lighting technology

Cone of light



	>500 lx
	150–500 lx
	<150 lx



Note:

The illuminance symbol always represents the best value of all color temperatures and is meant to be for quick reference only. Please note the specific values of the individual color temperatures and the refraction angle before ordering.

Recommendation for illumination of interior rooms





Interior room type	Illuminance in Lux at 500 mm	Color temperature
Kitchen, dining area	300–500	2700–4000 K
Store fixtures, galleries	300–500	4000–6500 K
Bedroom, living room	200–300	2700–4000 K
Bathroom	200–500	3500–4000 K
Storage room	100	4000–5000 K
Orientation light, hallway, wardrobe	10–50	4000–5000 K

Conversion chart

Wattage		Luminous Flux			
W/m	W/ft.	lm/m	lm/ft.	lm/m	lm/ft.
4.8	1.5	415	127	970	296
9.6	3.0	425	130	990	302
14.4	4.5	440	134	1000	305
19.2	6.0	455	139	1030	314
		460	140	1040	317
		465	142	1060	323
		480	146	1080	329
		490	149	1230	375
		495	151	1270	387
		530	162	1305	398
		810	247	1340	409
		820	250	1370	418
		825	252	1430	436
		860	262	1520	464
		870	265	1605	490
		900	275	1650	503
		905	276	1850	564
		920	281	2015	615
		930	284	2050	625
		945	288	2100	641
		955	291		

Test symbols and symbols



Product features

-  Dimmable
-  RGB light
-  Multi-white light
-  Bluetooth®: industry standard for data transmission between electronic devices by radio over a short distance. The Bluetooth® word mark and logos are registered trademarks of Bluetooth SIG, Inc., and Häfele uses these marks under licence. Other trademarks and names are the property of their respective owners.



Test symbol

-  TÜV seal of quality
-  Confirmation from manufacturer that the product complies with the product-specific applicable European norms and standards. Häfele will not use the certification in advertising.
- RoHS** Restriction of Hazardous Substances (EU directive 2011/65/EU). Häfele will not use the certification in advertising.
-  Underwriters Laboratories, correspondence with the national standards in the USA and Canada
-  Energy efficiency standard level VI (USA) meets DOE new standards
-  Product Safety Electrical Appliance and Material Safety Law (for Japan)
-  Regulatory Compliance Mark (for Australia)
-  China Compulsory Certification
- EAC** Eurasian Conformity, for CU countries (Russia, Kazakhstan, Belarus)
-  Korea Certification Mark
-  Bureau of Standards, Metrology & Inspection BSMI (for Taiwan)
-  Thai Industrial Standards Institute TISI
-  European Norms Electrical Certification, with indication of the testing laboratory (one of 18 European national institutes)
- FC** Declaration of Conformity for telecommunication and radio equipment (USA)
-  Telecommunication and Radio Equipment (Japan)







Protection classes

-  Protection class II
-  Protection class III



Degrees of protection

- IP20** Only for use in dry locations
- IP44** Penetration by solid foreign bodies $q \geq 1$ mm is prevented. Water spray protection (water from all directions)
- IP65** Dustproof, protection from water spray (jet) from any angle.
-  IP44 after installation
-  IP65 after installation

Safety symbols

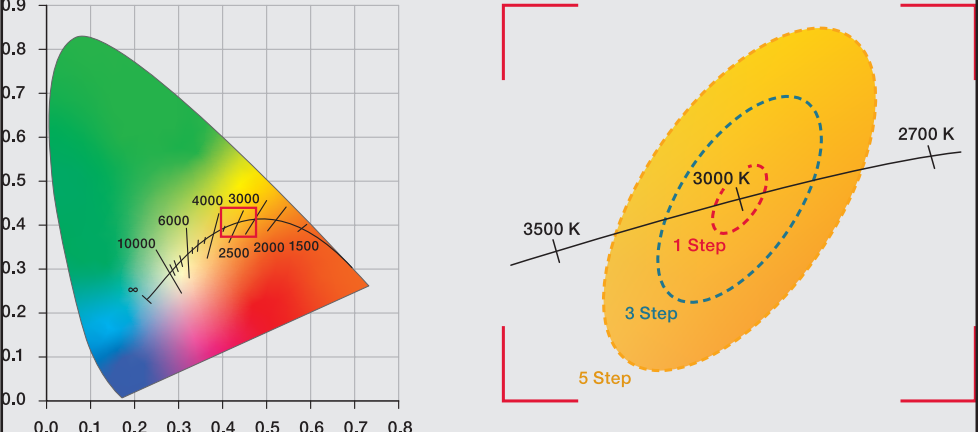
-  Installation permitted on or in furniture, whose ignition properties are unknown.
-  Max. surface temperature in case of fault
-  Lights to be used indoors only. Not to be used outdoors.
-  Do not use components that impede thermal radiation.
-  Waste of Electrical and Electronic Equipment. Do not dispose of in residential waste!
-  Driver, converts alternating current to direct current

Voltage supply

- SELV** Safety Extra Low Voltage
-  Independent operating unit for use outside of light without additional cover.
-  Short-circuit proof with safety isolation

Technical terms

Technical terms


<p>Refraction angle</p>	<p>The refraction angle (beam angle) describes the angle between two imagined straight lines in a plane through the visual beam axis, whereby these straight lines go through the center of the front of the lamp and through the points at which the illuminance is 50% of the illuminance on the visual beam axis.</p>														
<p>Illuminance</p>	<p>The illuminance is the luminous flux (lm) in relation to a surface (m²) and it is indicated in Lux (lx). It is used to measure the brightness with which a surface is illuminated.</p>														
<p>Binning</p>	<p>During industrial manufacture, LEDs differ from each other with regard to color, luminous flux (brightness) and forward voltage. In order to achieve consistent light quality with the same brightness level and a uniform light color, they are therefore sorted according to color, luminous flux and forward voltage and separated into bins ("containers") during manufacturing. This sorting process is known as Binning. Häfele exclusively uses bins with a high degree of brightness in order to achieve high efficiency.</p>														
<p>Bluetooth® Mesh</p>	<p>Network technology which was introduced in 2017, based on Bluetooth® Low Energy, in which all components (controls, devices) form a joint network, which is ideal for controlling lights. Häfele Connect Mesh uses this technology.</p>														
<p>Energy efficiency class</p>	<p>The energy efficiency class provides information about the relevant energy consumption. Lamps and lights are categorized in classes E to A++. LED lights achieve the highest classes A to A++.</p>														
<p>Color temperature and light color</p>	<p>The color temperature is a specification of the color appearance of a white light source and is measured in Kelvin (K). The lower the color temperature, the warmer the light color; the higher the color temperature, the cooler the light color. White light sources with a color temperature below 3400 K are considered "warm white" by Häfele, white light sources with a color temperature between 3400 K and 5700 K are considered "cool white". White light sources above 5700 K are referred to as "daylight white".</p>														
<p>Color consistency/ color differences</p>	<div style="display: flex; align-items: flex-start;">  </div> <p>Color differences are specified in stages, so called "MacAdams Ellipses" or "SDCM" (Standard Deviation of Color Matching). Häfele uses 3 SDCM binnings for its LED products. This is a good value, because it is statistically unlikely that LEDs with a maximum color difference will be next to each other on the strip light or in the light and that the color difference is visible. In its ErP directive, the EU Commission stipulates that 6 SDCMs may not be exceeded for LED products.</p> <table border="1" data-bbox="483 1560 1398 1787"> <thead> <tr> <th>SDCM</th> <th>Visibility</th> </tr> </thead> <tbody> <tr> <td>1</td> <td>Only people with extremely good vision can see the most minimal color differences.</td> </tr> <tr> <td>2</td> <td>Most minimal color differences are visible.</td> </tr> <tr> <td>3</td> <td>Very small color differences are visible.</td> </tr> <tr> <td>4</td> <td>Color differences are visible.</td> </tr> <tr> <td>5</td> <td>Significant color differences are visible.</td> </tr> <tr> <td>>5</td> <td>Very clear color differences are visible.</td> </tr> </tbody> </table>	SDCM	Visibility	1	Only people with extremely good vision can see the most minimal color differences.	2	Most minimal color differences are visible.	3	Very small color differences are visible.	4	Color differences are visible.	5	Significant color differences are visible.	>5	Very clear color differences are visible.
SDCM	Visibility														
1	Only people with extremely good vision can see the most minimal color differences.														
2	Most minimal color differences are visible.														
3	Very small color differences are visible.														
4	Color differences are visible.														
5	Significant color differences are visible.														
>5	Very clear color differences are visible.														
<p>Color rendering index CRI</p>	<p>The color rendering index is a parameter that can be used to compare the color rendering quality of light sources at the same color temperature. The higher the value, the better the color rendering. A value of 100 corresponds to the color rendering of sunlight.</p>														
<p>Weighted energy consumption</p>	<p>The weighted energy consumption is rounded to two decimal places in kilowatt hours in relation to 1,000 hours of use. It applies to operation of the LED with an external driver. The calculation and publication of this value is defined by EU ordinance No. 874/2012.</p>														

Technical terms

Constant current technology	The same current flows through each LED. That means that the brightness of all LEDs is the same, and a drop in luminous flux is prevented. This increases the maximum visual length of the strip lights.																												
Life time	<p>Specified in operating hours. The life time mainly depends on the warming of the products. The hotter the environment, the shorter the life time. The replacement rate in years is calculated from the total life time and the average operating time per annum. The following table can be used as a planning aid. The specified life time relates to L70/B50.</p> <table border="1"> <thead> <tr> <th>Indoor use</th> <th>Annual operating time (EN 15193) hours</th> <th>Replacement rate Years</th> <th>Life time installation Hours</th> </tr> </thead> <tbody> <tr> <td>Office</td> <td>2,500</td> <td>20</td> <td>50,000</td> </tr> <tr> <td>Education</td> <td>2,000</td> <td>25</td> <td>50,000</td> </tr> <tr> <td>Hospital</td> <td>5,000</td> <td>10</td> <td>50,000</td> </tr> <tr> <td>Hotel</td> <td>5,000</td> <td>10</td> <td>50,000</td> </tr> <tr> <td>Restaurant</td> <td>2,500</td> <td>10</td> <td>25,000</td> </tr> <tr> <td>Shop</td> <td>5,000</td> <td>10</td> <td>50,000</td> </tr> </tbody> </table>	Indoor use	Annual operating time (EN 15193) hours	Replacement rate Years	Life time installation Hours	Office	2,500	20	50,000	Education	2,000	25	50,000	Hospital	5,000	10	50,000	Hotel	5,000	10	50,000	Restaurant	2,500	10	25,000	Shop	5,000	10	50,000
Indoor use	Annual operating time (EN 15193) hours	Replacement rate Years	Life time installation Hours																										
Office	2,500	20	50,000																										
Education	2,000	25	50,000																										
Hospital	5,000	10	50,000																										
Hotel	5,000	10	50,000																										
Restaurant	2,500	10	25,000																										
Shop	5,000	10	50,000																										
Life time L80/B10	L80 is the time after which the LED is still emitting 80% of its original light. B10 means that 10% of the LEDs may have less than 80% of the original light output. Häfele tests all LEDs it uses in accordance with the LM-80 standard. LM-80 is a standardized testing method, which allows products to bear the EPA's (Environmental Protection Agency) Energy Star. The test is a manufacturer-independent comparison of LEDs. During the test the luminous flux (Lumen maintenance) of an LED is tested at three different temperatures for a minimum of 6,000 hours. Then the life time L80 is calculated by means of extrapolation. The extrapolation procedure is described in regulation IES TM-21.																												
LED	A light-emitting diode (LED) is a semi-conductor element that emits light when electricity passes through it. This semi-conductor element consists of a crystal that is attached to a metal base, and both are encapsulated in protective plastic. LEDs are mostly based on inorganic, i.e. non-carbon based materials.																												
Luminous efficacy	The luminous efficacy is the ratio of the luminous flux and the wattage absorbed. It is used to measure the operating efficiency of the light source. It is indicated in Lumens per Watt (lm/W).																												
Luminous flux	It is indicated in Lumen (lm). The luminous flux indicates the light output, i.e. the quantity of light a source emits. The value may be subject to measurement and production-related fluctuations of $\pm 10\%$.																												
Drop in luminous flux	The brightness of the LEDs on LED strip lights decreases with the length of the strip light due to the increasing resistance of the copper line. A drop in luminous flux from the first to the last LED of up to 30% is imperceptible to the human eye. That's why Häfele specifies a maximum strip light length for this visual value. Generally, it is possible to operate strip lights with longer lengths, but a difference in brightness will be visible. Exception: The LEDs of the strip lights with constant current technology (LED 2077/3050/3051/3052) always have the same brightness.																												
Max. strip light length	<p>Visual value Strip light length with an imperceptible drop in luminous flux of max. 30%.</p> <p>Wattage-dependent value Strip light length = output power of driver / wattage of the strip light per meter. If the wattage-dependent value is greater than the visual value, a difference in brightness will be perceivable. Exception: The LEDs of the strip lights with constant current technology (LED 2077/3050/3051/3052) always have the same brightness.</p>																												
Multi-white	The light color of shades of white can be changed as required with Häfele Connect Mesh, e.g. from warm white to cool white.																												
RGB	RGB is the abbreviation for red, green and blue. In combination with Häfele Connect Mesh, almost any color combination can be created from these three primary colors.																												
RoHS – Lead in Loox products	Loox Products by Häfele are lead-free and adhere to the RoHS guidelines. RoHS is part of CE conformity. All Loox products are CE compliant. Häfele does not advertise the CE conformity in its catalogs, since only CE compliant products are allowed to be offered. The declaration of conformity is available online at www.hafele.com																												
Transmittance	Ratio of transmitted light to incidental light. An ideal transparent body would have a transmittance of 100%.																												

Technical questions

Technical questions

<p>How do I clean an LED strip light?</p>	<p>LED strip lights without a silicone sleeve do not require cleaning. Silicone strip lights can be wiped down with a damp, anti-static cloth. Scouring agents and aggressive cleaners can destroy the surface and attack the LEDs.</p>																																				
<p>May I use drivers from other manufacturers?</p>	<p>In order to ensure the safety and functionality of the installation, only Loox drivers or drivers that have been explicitly approved by Häfele may be used. If an electronics technician installs the system, Loox can also be connected and coupled with on-site electrical equipment. However, we explicitly point out that these tasks must be performed by a qualified electrician.</p>																																				
<p>What is the life time of the products in permanent operation?</p>	<p>Loox5 drivers >70,000 hrs. with max. ambient temperature (40 °C/45 °C), wall plug drivers 30,000 hrs. at an ambient temperature of max. 40 °C. Provide for sufficient air supply and circulation at the mounting location of the driver. Loox5 LED strip lights >50,000 hrs. at an ambient temperature of max. 45 °C. Cooling with an aluminum profile is recommended from 9.6 W/m (3.0 W/ft.).</p>																																				
<p>Can the multi switch box, the multi driver box and the 3-way distributor with switching function be connected in series multiple times?</p>	<p>No, because the signals can no longer be transmitted properly.</p>																																				
<p>Can 12 V and 24 V lights be used together?</p>	<p>Yes, please use our respective converter. (See converters in Supplying)</p>																																				
<p>How can sensor switch malfunctions be avoided?</p>	<p>Check for correct switch installation. The TOP lettering on the switch must point upwards in the installation situation.</p>																																				
<p>How is consistent bulb light color guaranteed?</p>	<p>Häfele makes high demands on the selection of the materials. All Loox5 strip lights contain high-quality and long-lasting LEDs from Samsung and Lumileds. Setting very tight quality specifications ensures not only luminous flux and breakdown voltage, but also consistent light color for follow-up purchases.</p>																																				
<p>What is the maximum wattage that I can connect to a device output of the driver?</p>	<p>With 12 V systems it is 12 V x 5.0 A = 60 W with a 60 W driver With 24 V systems it is 12 V x 3.75 A = 90 W with a 90 W driver</p>																																				
<p>How long may the lead between the driver and the device be?</p>	<p>The maximum lead length from the Loox5 driver to the device is 10 m (32' 9 11/16"). Long cable lengths in combination with large loads (strip light lengths) can result in voltage losses in the cable. These lead to visible loss of brightness in the lights. The illuminance listed with the lights has been determined with the rated output voltage of the driver. (12 V or 24 V).</p>																																				
<p>What is AWG?</p>	<p>AWG stands for American Wire Gauge. It is the coding for wire diameters in electrical leads that are mainly used in North America. This identifies the cross-section of wires in electrical leads that consist of stranded or solid core wire.</p>																																				
<p>What is the current carrying capacity of my cable?</p>	<p>Häfele allows the following current carrying capacity and wattage:</p> <table border="1" data-bbox="483 1419 1308 1562"> <thead> <tr> <th>Type of cable</th> <th colspan="2">24 AWG</th> <th colspan="2">22 AWG</th> <th colspan="2">20 AWG</th> <th colspan="2">18 AWG</th> </tr> </thead> <tbody> <tr> <td>Current carrying capacity</td> <td colspan="2">1.5 A</td> <td colspan="2">2.5 A</td> <td colspan="2">3.5 A</td> <td colspan="2">5.0 A</td> </tr> <tr> <td>Voltage</td> <td>12 V</td> <td>24 V</td> <td>12 V</td> <td>24 V</td> <td>12 V</td> <td>24 V</td> <td>12 V</td> <td>24 V</td> </tr> <tr> <td>Wattage</td> <td>18 W</td> <td>36 W</td> <td>30 W</td> <td>60 W</td> <td>42 W</td> <td>84 W</td> <td>60 W</td> <td>110 W</td> </tr> </tbody> </table> <p>The type of cable is imprinted on the coating of the cable.</p> 	Type of cable	24 AWG		22 AWG		20 AWG		18 AWG		Current carrying capacity	1.5 A		2.5 A		3.5 A		5.0 A		Voltage	12 V	24 V	12 V	24 V	12 V	24 V	12 V	24 V	Wattage	18 W	36 W	30 W	60 W	42 W	84 W	60 W	110 W
Type of cable	24 AWG		22 AWG		20 AWG		18 AWG																														
Current carrying capacity	1.5 A		2.5 A		3.5 A		5.0 A																														
Voltage	12 V	24 V	12 V	24 V	12 V	24 V	12 V	24 V																													
Wattage	18 W	36 W	30 W	60 W	42 W	84 W	60 W	110 W																													
<p>Can an LED flexible strip light be used behind acrylic glass?</p>	<p>Yes, however the acrylic glass increases the color variations (binning) up to four times and minimal color deviations are therefore more visible.</p>																																				
<p>Can Loox lights be operated using multiple switches?</p>	<p>Yes, please use the multi-switch box to do this. Up to three switches can be connected to the multi switch box (multi-switch box see page 92).</p>																																				
<p>Why do the lights have to be plugged in first before connecting the high voltage mains plug?</p>	<p>If the driver is connected to the line voltage first, electrical power is output at the secondary side, which leads to overvoltage and therefore damage to the lights as they are connected.</p>																																				
<p>Can Loox lights be used in RVs/boats/cars?</p>	<p>Yes. We have special IC strip lights that compensate for voltage fluctuations of the vehicles without problems. Our regular LED strip lights can be used as well. It is important to note, however, that the voltage peaks may reduce the life time.</p>																																				

Technical questions

Can I use Loox in a sauna/bathroom?

We offer special lights that offer IP44 and IP65 protection when installed. This is sufficient for many applications. Our LED silicone strip lights are IP44 protected as well. However, it must be ensured that the driver and power cord are dry. Furthermore, a maximum ambient temperature of 45° C or 113° F must be ensured.


Why does my LED light flash?

Flashing is a sign of (under or) overloading. Use a driver with higher power or reduce the number of lights.

Documentation on the Internet

Video guides

Language neutral for all markets
 Language-independent videos are available for the Loox radio remote controls and other selected products at www.hafele.com/us.



Installation instructions

Language neutral for all markets

LOOX5 **HÄFELE**

LED 3010 *Loox* 833.75.040
833.75.041
833.75.042

LED lamp	K	W	T _A	Ø (mm)	h (mm)	Weight
833.75.040	3000 K	3.25 W	-20 °C = +35 °C -4 °F = +95 °F	Ø 65 x 12	≥ Ø 75 x 22	833.77.900
833.75.041	4000 K					833.77.901
833.75.042	6000 K					833.77.912 833.77.913 833.77.914 833.77.915

i

Language neutral installation instructions are provided for all Häfele Loox lighting systems.

1/2

Energy efficiency class

Label in all EU languages

HÄFELE 833.75.040
LED 3010

This luminaire contains built-in LED lamps.

A++

A+

A

B

C

D

E

} **LED**

The lamps cannot be changed in the luminaire.

874/2012

Labels are available for downloading in all EU languages for all Loox lighting systems at www.hafele.com/us

INDEX

Item No.	Page No.	Item No.	Page No.	Item No.	Page No.	Item No.	Page No.	Item No.	Page No.
001.06.865	119	830.28.785	72	833.71.215	73	833.72.092	59	833.72.411	51
001.07.513	119	830.28.786	72	833.71.216	73	833.72.124	43, 45	833.72.412	51
001.07.522	119	830.28.787	72	833.71.217	73	833.72.125	43, 45	833.72.420	51
001.08.004	119	830.28.788	72	833.71.218	73	833.72.126	43, 45	833.72.421	51
001.08.006	119	830.28.790	34	833.71.219	73	833.72.127	43, 45	833.72.422	51
001.08.012	119	830.28.800	34	833.71.220	73	833.72.143	47	833.72.470	49
001.08.016	119	830.28.810	72	833.71.221	73	833.72.144	47	833.72.471	49
001.08.040	119	830.28.811	72	833.71.222	73	833.72.145	47	833.72.472	49
001.35.052	120	830.28.812	72	833.71.223	74	833.72.146	47	833.72.473	49
001.35.053	120	830.28.813	72	833.71.224	74	833.72.160	43, 45	833.72.474	43
001.35.054	120	830.28.814	72	833.71.225	74	833.72.162	43, 45	833.72.475	43
001.35.055	120	830.28.815	72	833.71.226	74	833.72.163	43, 45	833.72.476	43
002.99.032	139	830.28.816	72	833.71.227	74	833.72.164	43, 45	833.72.477	43
002.99.034	139	830.28.817	72	833.71.228	74	833.72.166	43, 45	833.72.478	45
003.58.270	37	830.38.423	90	833.71.229	74	833.72.167	43, 45	833.72.716	117
006.13.485	15	830.38.424	90	833.71.230	74	833.72.168	43, 45	833.72.717	117
260.26.932	75	830.69.887	132	833.71.231	74	833.72.170	43, 45	833.72.718	117
260.26.933	76	833.00.710	37	833.71.232	74	833.72.171	43, 45	833.72.742	117
260.26.934	75	833.00.730	118	833.71.310	75	833.72.172	43, 45	833.72.768	37
803.39.110	34	833.00.733	35	833.71.311	75	833.72.174	43, 45	833.72.800	55
803.39.210	34	833.00.800	38	833.71.312	75	833.72.175	43, 45	833.72.801	51, 55
803.39.410	34	833.01.700	37	833.71.313	75	833.72.176	47	833.72.802	51, 53, 55
803.39.610	34	833.01.760	33	833.71.314	75	833.72.178	47	833.72.803	51, 53
803.39.710	34	833.01.761	33	833.71.315	75	833.72.179	47	833.72.804	51, 53
803.39.910	34	833.01.762	33	833.71.316	75	833.72.180	47	833.72.830	57
820.66.400	131	833.01.763	33	833.71.317	75	833.72.182	47	833.72.831	57
820.66.410	131	833.01.764	33	833.71.318	75	833.72.183	47	833.72.832	57
820.66.450	130	833.01.765	33	833.71.319	75	833.72.184	47	833.72.833	57
820.66.451	129	833.01.818	138	833.71.320	75	833.72.186	47	833.72.834	58
820.66.452	128	833.02.748	134	833.71.321	75	833.72.187	47	833.72.835	58
820.66.453	128, 129, 130, 131, 132	833.02.840	38	833.71.322	75	833.72.188	47	833.72.852	30
820.66.454	129	833.02.927	134	833.71.323	75	833.72.190	47	833.72.853	30, 37
820.66.455	128	833.02.928	136	833.71.324	75	833.72.191	47	833.72.854	24
820.66.456	128, 129	833.02.929	137	833.71.325	75	833.72.192	43, 45	833.72.855	24
820.66.650	130	833.02.961	133	833.71.326	75	833.72.193	43, 45	833.72.860	30
820.66.651	129	833.02.962	134	833.71.327	75	833.72.194	43, 45	833.72.861	30
820.66.652	128	833.02.963	134	833.71.328	75	833.72.195	43, 45	833.72.862	30
820.66.653	128, 129, 130, 131, 132	833.02.964	134	833.71.329	75	833.72.196	43, 45	833.72.863	30
820.66.654	129	833.02.965	137	833.71.852	36	833.72.197	43, 45	833.72.864	24
820.66.655	128	833.02.966	136	833.71.853	36	833.72.280	54	833.72.865	24
820.66.656	128, 129	833.02.967	136	833.71.912	72	833.72.281	54	833.72.866	24
820.66.750	130	833.02.968	136	833.71.913	72	833.72.282	54	833.72.867	24
820.66.751	129	833.02.969	136	833.71.914	72	833.72.283	54	833.73.110	60
820.66.752	128	833.02.970	136	833.71.915	72	833.72.284	54	833.73.111	60
820.66.753	128, 129, 130, 131, 132	833.05.797	136	833.71.916	72	833.72.285	54	833.73.530	73
820.66.754	129	833.05.905	135	833.71.917	72	833.72.286	54	833.73.531	74
820.66.755	128	833.16.040	118	833.71.918	72	833.72.287	54	833.73.532	73
820.66.756	128, 129	833.16.041	118	833.71.919	72	833.72.288	54	833.73.533	74
822.65.000	82	833.16.042	118	833.71.927	31	833.72.300	51	833.73.534	73
822.65.034	83	833.71.024	72	833.71.928	32	833.72.301	51	833.73.535	74
822.65.039	83	833.71.025	72	833.71.929	36	833.72.302	51	833.73.536	73
824.19.396	118	833.71.026	72	833.72.040	56	833.72.310	53	833.73.537	74
824.19.796	118	833.71.027	72	833.72.041	56	833.72.311	53	833.73.538	73
825.73.770	132	833.71.032	72	833.72.042	56	833.72.323	43	833.73.539	74
825.73.771	132	833.71.033	72	833.72.043	56	833.72.333	47	833.73.540	73
825.73.772	132	833.71.034	72	833.72.044	56	833.72.340	51	833.73.541	74
825.73.775	132	833.71.035	72	833.72.045	56	833.72.341	51	833.73.542	73
830.28.700	34	833.71.040	72	833.72.050	62	833.72.342	51	833.73.543	74
830.28.701	34	833.71.041	72	833.72.051	62	833.72.350	43	833.73.544	73
830.28.705	34	833.71.042	72	833.72.052	62	833.72.351	43	833.73.545	74
830.28.706	34	833.71.043	72	833.72.055	61	833.72.352	43	833.73.546	73
830.28.710	34	833.71.048	72	833.72.056	61	833.72.370	47	833.73.547	74
830.28.711	34	833.71.049	72	833.72.057	61	833.72.371	47	833.73.550	73
830.28.720	34	833.71.050	72	833.72.058	61	833.72.372	47	833.73.551	74
830.28.721	34	833.71.051	72	833.72.060	58	833.72.380	43, 45	833.73.552	73
830.28.730	34	833.71.056	72	833.72.061	58	833.72.381	43, 45	833.73.553	74
830.28.731	34	833.71.057	72	833.72.062	58	833.72.382	43, 45	833.73.554	73
830.28.780	72	833.71.058	72	833.72.064	58	833.72.383	43, 45	833.73.555	74
830.28.781	72	833.71.059	72	833.72.065	58	833.72.384	43, 45	833.73.556	73
830.28.782	72	833.71.064	72	833.72.066	58	833.72.385	43, 45	833.73.557	74
830.28.783	72	833.71.065	72	833.72.075	61	833.72.390	51	833.73.558	73
		833.71.066	72	833.72.076	61	833.72.391	51	833.73.559	74
		833.71.067	72	833.72.077	61	833.72.392	51	833.73.562	73
		833.71.213	73	833.72.078	61	833.72.400	53	833.73.563	74
		833.71.214	73	833.72.091	59	833.72.410	51	833.73.564	73

INDEX

Item No.	Page No.	Item No.	Page No.	Item No.	Page No.	Item No.	Page No.	Item No.	Page No.
833.73.565	74	833.74.336	11	833.74.373	143	833.76.300	9	833.76.337	141
833.73.566	73	833.74.336	141	833.74.374	13	833.76.300	141	833.76.338	11
833.73.567	74	833.74.337	11	833.74.374	143	833.76.301	9	833.76.339	141
833.73.568	73	833.74.337	141	833.74.375	13	833.76.301	141	833.76.340	11
833.73.569	74	833.74.338	11	833.74.375	143	833.76.302	9	833.76.340	141
833.73.600	76	833.74.338	141	833.74.376	13	833.76.302	141	833.76.341	11
833.73.601	76	833.74.339	11	833.74.376	143	833.76.303	9	833.76.341	141
833.73.602	76	833.74.339	141	833.74.377	13	833.76.303	141	833.76.342	11
833.73.603	76	833.74.340	11	833.74.377	143	833.76.304	9	833.76.342	141
833.73.604	76	833.74.340	141	833.74.378	13	833.76.304	141	833.76.343	15
833.73.605	76	833.74.341	11	833.74.378	143	833.76.305	9	833.76.343	143
833.73.606	76	833.74.341	141	833.74.379	13	833.76.305	141	833.76.343	15
833.73.607	76	833.74.342	11	833.74.379	143	833.76.306	9	833.76.343	143
833.73.608	76	833.74.342	141	833.74.380	19	833.76.306	141	833.76.344	15
833.73.609	76	833.74.343	11	833.74.380	144	833.76.307	9	833.76.344	143
833.73.741	139	833.74.343	141	833.74.709	123	833.76.307	141	833.76.345	15
833.73.751	81	833.74.344	15	833.74.733	31	833.76.308	9	833.76.345	143
833.73.752	81	833.74.344	143	833.74.746	123	833.76.308	141	833.76.346	15
833.73.753	81	833.74.345	15	833.74.748	123	833.76.309	9	833.76.346	143
833.73.754	81	833.74.345	143	833.74.749	123	833.76.309	141	833.76.347	15
833.73.755	81	833.74.346	15	833.74.751	105	833.76.310	9	833.76.347	143
833.73.756	81	833.74.346	143	833.74.780	35	833.76.310	141	833.76.348	15
833.73.766	106	833.74.347	15	833.74.781	34, 35	833.76.311	9	833.76.348	143
833.73.776	81	833.74.347	143	833.74.783	36	833.76.311	141	833.76.349	15
833.73.810	76	833.74.348	15	833.74.791	123	833.76.312	9	833.76.349	143
833.73.811	76	833.74.348	143	833.74.798	105	833.76.312	141	833.76.350	17
833.74.030	70	833.74.349	15	833.74.807	40	833.76.313	9	833.76.350	144
833.74.031	70	833.74.349	143	833.74.822	31	833.76.313	141	833.76.351	17
833.74.040	69	833.74.350	15	833.74.825	31	833.76.314	9	833.76.351	144
833.74.041	69	833.74.350	143	833.74.826	31	833.76.314	141	833.76.352	11
833.74.070	41	833.74.351	15	833.74.832	30	833.76.315	9	833.76.352	141
833.74.080	41	833.74.351	143	833.74.833	30	833.76.315	141	833.76.353	11
833.74.096	63	833.74.352	17	833.74.877	32	833.76.316	11	833.76.353	141
833.74.097	63	833.74.352	144	833.74.893	32	833.76.316	141	833.76.354	11
833.74.100	64	833.74.353	17	833.74.934	123	833.76.317	11	833.76.354	141
833.74.110	64	833.74.353	144	833.74.936	123	833.76.317	141	833.76.355	11
833.74.127	71	833.74.354	11	833.74.938	123	833.76.318	11	833.76.355	141
833.74.190	21	833.74.354	141	833.74.947	127	833.76.318	141	833.76.356	11
833.74.191	21	833.74.355	11	833.75.062	66	833.76.319	11	833.76.356	141
833.74.192	21	833.74.355	141	833.75.063	66	833.76.319	141	833.76.357	11
833.74.193	21	833.74.356	11	833.75.064	66	833.76.320	11	833.76.357	141
833.74.194	21	833.74.356	141	833.75.120	51	833.76.320	141	833.76.358	11
833.74.195	21	833.74.357	11	833.75.121	51	833.76.321	11	833.76.358	141
833.74.320	9	833.74.357	141	833.75.122	51	833.76.321	141	833.76.359	11
833.74.320	141	833.74.358	11	833.75.130	53	833.76.322	11	833.76.359	141
833.74.321	9	833.74.358	141	833.75.131	53	833.76.322	141	833.76.360	17
833.74.321	141	833.74.359	11	833.75.140	51	833.76.323	11	833.76.360	144
833.74.322	9	833.74.359	141	833.75.141	51	833.76.323	141	833.76.361	17
833.74.322	141	833.74.360	11	833.75.142	51	833.76.324	15	833.76.361	144
833.74.323	9	833.74.360	141	833.75.150	51	833.76.324	143	833.76.362	13
833.74.323	141	833.74.361	11	833.75.151	51	833.76.325	15	833.76.362	143
833.74.324	9	833.74.361	141	833.75.152	51	833.76.325	143	833.76.363	13
833.74.324	141	833.74.362	11	833.75.160	53	833.76.326	15	833.76.363	143
833.74.325	9	833.74.362	141	833.75.170	49	833.76.326	143	833.76.364	13
833.74.325	141	833.74.363	11	833.75.171	49	833.76.327	15	833.76.364	143
833.74.326	9	833.74.363	141	833.75.172	49	833.76.327	143	833.76.365	13
833.74.326	141	833.74.364	11	833.75.173	49	833.76.328	15	833.76.365	143
833.74.327	9	833.74.364	141	833.75.174	43	833.76.328	143	833.76.366	13
833.74.327	141	833.74.365	11	833.75.175	43	833.76.329	15	833.76.366	143
833.74.328	9	833.74.365	141	833.75.176	43	833.76.329	143	833.76.367	13
833.74.328	141	833.74.366	11	833.75.177	43	833.76.330	15	833.76.367	143
833.74.329	9	833.74.366	141	833.75.178	45	833.76.330	143	833.76.368	13
833.74.329	141	833.74.367	11	833.75.705	117	833.76.331	15	833.76.368	143
833.74.330	9	833.74.367	141	833.75.706	117	833.76.331	143	833.76.369	13
833.74.330	141	833.74.368	11	833.75.707	117	833.76.332	17	833.76.369	143
833.74.331	9	833.74.368	141	833.75.732	117	833.76.332	144	833.76.370	13
833.74.331	141	833.74.369	11	833.75.743	11, 13	833.76.333	17	833.76.370	143
833.74.332	9	833.74.369	141	833.75.743	112	833.76.333	144	833.76.371	13
833.74.332	141	833.74.370	17	833.75.744	105	833.76.334	11	833.76.371	143
833.74.333	9	833.74.370	144	833.75.749	19	833.76.334	141	833.76.372	13
833.74.333	141	833.74.371	17	833.75.754	108	833.76.335	11	833.76.372	143
833.74.334	9	833.74.371	144	833.75.755	108	833.76.335	141	833.76.373	13
833.74.334	141	833.74.372	13	833.75.756	108	833.76.336	11	833.76.373	143
833.74.335	9	833.74.372	143	833.75.757	108	833.76.336	141	833.76.374	13
833.74.335	141	833.74.373	13	833.75.758	108	833.76.337	11	833.76.374	143

INDEX

Item No.	Page No.	Item No.	Page No.	Item No.	Page No.	Item No.	Page No.	Item No.	Page No.
833.76.375	13	833.89.033	118	833.89.203	15	833.94.103	22	833.95.769	22
833.76.375	143	833.89.050	124, 125	833.89.203	113	833.94.104	23	833.95.770	23
833.76.376	13	833.89.058	86	833.89.204	15	833.94.105	23	833.95.771	23
833.76.376	143	833.89.059	89	833.89.204	113	833.94.106	25	833.95.772	25
833.76.377	13	833.89.061	92	833.89.205	15	833.94.107	25	833.95.773	25
833.76.377	143	833.89.066	92	833.89.205	113	833.94.108	25	833.95.774	27
833.76.378	13	833.89.067	92	833.89.206	11, 13, 21	833.94.109	25	833.95.775	27
833.76.378	143	833.89.067	110	833.89.206	112	833.94.110	26	833.95.776	27
833.76.379	13	833.89.068	92	833.89.207	9	833.94.111	26	833.95.777	27
833.76.379	143	833.89.068	110	833.89.207	111	833.94.112	26	833.95.778	27
833.76.380	13	833.89.069	92	833.89.208	17	833.94.113	26	833.95.779	27
833.76.380	143	833.89.069	110	833.89.208	114	833.94.114	26	833.95.780	29
833.76.381	13	833.89.090	90	833.89.209	19	833.94.115	26	833.95.781	29
833.76.381	143	833.89.092	90	833.89.209	115	833.94.116	28	833.95.782	29
833.76.382	13	833.89.106	90	833.89.222	49	833.94.117	28	833.95.783	29
833.76.382	143	833.89.107	89	833.89.223	49	833.94.118	28	833.95.784	29
833.76.383	13	833.89.108	89	833.89.224	49	833.94.119	28	833.95.785	29
833.76.383	143	833.89.121	139	833.89.225	49	833.94.120	28	833.95.786	104
833.76.384	13	833.89.122	139	833.89.226	49	833.94.121	28	833.95.787	45
833.76.384	143	833.89.123	139	833.89.227	49	833.95.000	124	833.95.787	109
833.76.385	13	833.89.126	86	833.89.228	49	833.95.002	124	833.95.788	43, 47
833.76.385	143	833.89.127	85	833.89.229	49	833.95.003	124	833.95.788	81
833.76.386	19	833.89.128	85	833.89.230	49	833.95.008	125	833.95.788	109
833.76.386	144	833.89.129	85	833.89.231	49	833.95.010	125	833.95.789	43, 47
833.76.387	17	833.89.133	86	833.89.232	49	833.95.011	125	833.95.789	81
833.76.387	144	833.89.134	87	833.89.233	49	833.95.022	126	833.95.789	109
833.76.388	17	833.89.135	87	833.89.234	49	833.95.700	11, 13, 21	833.95.790	45
833.76.388	144	833.89.136	87	833.89.235	49	833.95.700	112	833.95.790	109
833.76.389	17	833.89.137	87	833.89.236	49	833.95.701	11, 13, 21	833.95.791	43
833.76.389	144	833.89.140	89, 91	833.89.237	49	833.95.701	112	833.95.791	109
833.76.390	17	833.89.140	110	833.89.238	49	833.95.702	17	833.95.792	106
833.76.390	144	833.89.141	89, 91	833.89.239	49	833.95.702	114	833.95.793	106
833.77.000	65	833.89.141	110	833.89.240	49	833.95.703	15	833.95.794	106
833.77.001	65	833.89.142	89, 91	833.89.241	49	833.95.703	113	833.95.795	106
833.77.004	65	833.89.142	110	833.89.242	49	833.95.704	19	833.95.796	106
833.77.120	68	833.89.143	89	833.89.243	49	833.95.704	115	833.95.800	39
833.77.121	68	833.89.144	91	833.89.244	49	833.95.705	9	833.95.801	39
833.77.130	67	833.89.148	85	833.89.245	49	833.95.705	111	833.95.802	39
833.77.131	67	833.89.176	87	833.89.246	49	833.95.706	11, 13	833.95.803	39
833.77.180	70	833.89.177	87	833.89.247	49	833.95.706	112	833.95.804	40
833.77.181	70	833.89.182	87	833.89.248	49	833.95.707	11, 13	833.95.805	40
833.77.190	69	833.89.183	87	833.89.249	49	833.95.707	112	833.95.806	40
833.77.191	69	833.89.184	15	833.89.251	32	833.95.708	17	833.95.807	40
833.77.230	71	833.89.187	11, 13, 21	833.89.252	32	833.95.708	114	833.95.808	40
833.77.700	35	833.89.187	112	833.89.253	32	833.95.709	15	833.95.809	40
833.77.723	105	833.89.188	17	833.89.254	32	833.95.709	113	833.95.810	40
833.77.724	105	833.89.188	114	833.89.256	126	833.95.710	19	850.00.005	100
833.77.730	66	833.89.189	19	833.89.257	126	833.95.710	115	850.00.006	100
833.77.731	66	833.89.189	115	833.89.258	126	833.95.711	9	850.00.011	96
833.77.785	139	833.89.190	9	833.89.259	126	833.95.711	111	850.00.012	96
833.77.830	96	833.89.190	111	833.89.260	126	833.95.712	106	850.00.025	101
833.77.831	96	833.89.191	11, 13, 21	833.89.261	126	833.95.713	106	850.00.026	101
833.77.832	104	833.89.191	112	833.89.262	126	833.95.714	106	850.00.040	97
833.77.833	104	833.89.192	11, 13, 21	833.89.263	126	833.95.715	106	850.00.041	97
833.77.834	104	833.89.192	112	833.89.264	126	833.95.716	107	850.00.042	95
833.77.835	88	833.89.193	11, 13, 21	833.89.265	126	833.95.717	106	850.00.043	95
833.77.836	88	833.89.193	112	833.89.266	27	833.95.718	106	850.00.046	98
833.77.837	117	833.89.194	9	833.93.713	19	833.95.719	106	850.00.047	99
833.77.838	116	833.89.194	111	833.93.723	108	833.95.720	106	983.19.510	77
833.77.839	104	833.89.195	9	833.93.724	108	833.95.721	107	983.19.520	77
833.77.934	127	833.89.195	111	833.93.725	108	833.95.742	107	983.19.530	77
833.87.020	79	833.89.196	9	833.93.731	108	833.95.743	107		
833.87.021	78	833.89.196	111	833.93.732	108	833.95.745	96		
833.89.000	124, 125	833.89.197	17	833.93.736	11, 13, 21	833.95.746	96		
833.89.001	124, 125	833.89.197	114	833.93.736	112	833.95.747	104		
833.89.002	124, 125	833.89.198	17	833.93.737	105	833.95.748	104		
833.89.003	124, 125	833.89.198	114	833.93.738	105	833.95.749	104		
833.89.005	124, 125	833.89.199	17	833.93.739	105	833.95.750	88		
833.89.006	124, 125	833.89.199	114	833.93.740	9	833.95.751	88		
833.89.008	124, 125	833.89.200	19	833.93.741	9	833.95.752	117		
833.89.013	118	833.89.200	115	833.93.742	17	833.95.753	116		
833.89.016	124, 125	833.89.201	19	833.93.743	17	833.95.761	29		
833.89.017	124, 125	833.89.201	115	833.94.100	22	833.95.766	22		
833.89.018	124, 125	833.89.202	19	833.94.101	22	833.95.767	22		
833.89.023	118	833.89.202	115	833.94.102	22	833.95.768	22		

EASIER TO ACCESS. EASIER TO USE.



WE KNOW YOU'RE ALWAYS ON THE GO AND MAY NOT ALWAYS BE USING A DESKTOP OR LAPTOP TO ACCESS OUR WEBSITE. AND THAT'S EXACTLY WHY OUR SITE HAS BEEN UPDATED WITH YOU IN MIND.

- Improved user experience on any device
- More robust, intuitive navigation
- Updated category displays include more information
- Login and shop on mobile, tablet, desktop or all three!

STANDARD TERMS AND CONDITIONS OF SALE

All purchases from Häfele America Co. are subject to the Terms and Conditions in effect at the time of shipment. Häfele's Terms and Conditions are set forth on its website, www.hafele.com/us, and are incorporated herein by reference. Should you not have access to the above web site and wish to obtain a printed copy of the Terms and Conditions, please contact your Häfele Sales Representative and a copy will be sent to you. Prices subject to change or impacted by mandatory tariffs.

HÄFELE

HAC-LX5-732.98.162

Häfele America Co. | 3901 Cheyenne Drive | Archdale, NC 27263

Phone: 800 423 3531 | **Fax:** 800 325 6197 | **Showrooms:** New York, Archdale, Los Angeles

www.hafele.com/us

© & TM Häfele GmbH & Co KG and/or Häfele America Co. Other trademarks referenced are owned by their respective owners. All rights reserved. Materials, designs and design elements shown herein may be the subject of US and International copyright and other forms of legal protection.